

Sacred Heart Primary School

Pre-inspection questionnaire summary report

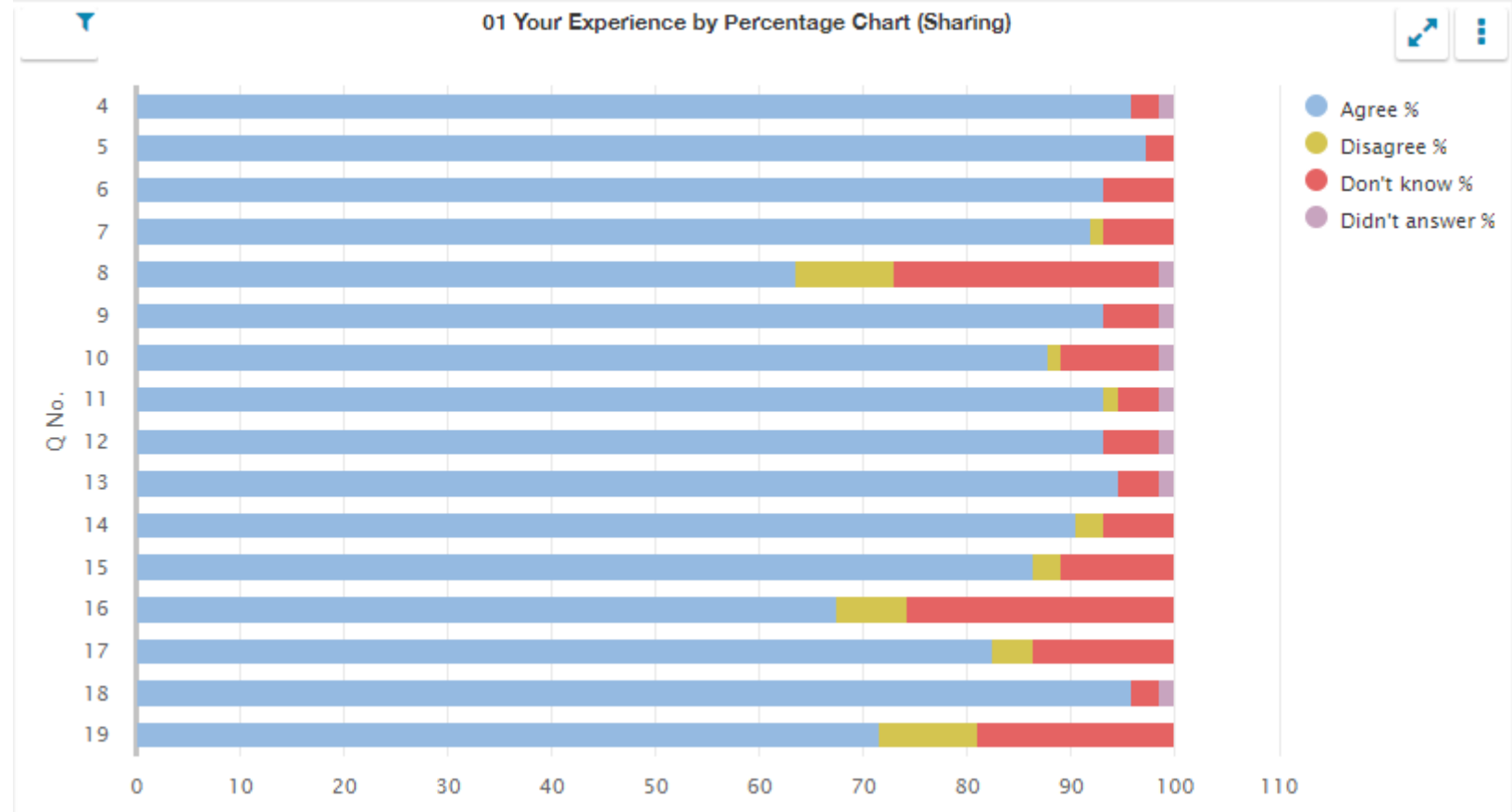
Inspection week: 15 January 2024

Questionnaire for children in primary stages (01)

01 Your experience by percentage (sharing)

| Q No. | Question | Response Count | Agree % | Disagree % | Don't know % | Didn't answer % |
|-------|---|----------------|---------|------------|--------------|-----------------|
| 4 | I feel safe when I am at school. | 74 | 95.95 | 0.00 | 2.7 | 1.35 |
| 5 | My school helps me to feel safe. | 74 | 97.3 | 0.00 | 2.7 | 0.00 |
| 6 | I have someone in my school I can speak to if I am upset or worried about something. | 74 | 93.24 | 0.00 | 6.76 | 0.00 |
| 7 | Staff treat me fairly and with respect. | 74 | 91.89 | 1.35 | 6.76 | 0.00 |
| 8 | Other children treat me fairly and with respect. | 74 | 63.51 | 9.46 | 25.68 | 1.35 |
| 9 | My school helps me to understand and respect other people. | 74 | 93.24 | 0.00 | 5.41 | 1.35 |
| 10 | My school is helping me to become confident. | 74 | 87.84 | 1.35 | 9.46 | 1.35 |
| 11 | My school teaches me how to lead a healthy lifestyle. | 74 | 93.24 | 1.35 | 4.05 | 1.35 |
| 12 | There are lots of chances at my school for me to get regular exercise. | 74 | 93.24 | 0.00 | 5.41 | 1.35 |
| 13 | My school offers me the opportunity to take part in activities in school beyond the classroom and timetabled day. | 74 | 94.59 | 0.00 | 4.05 | 1.35 |
| 14 | I have the opportunity to discuss my achievements outwith school with an adult in school who knows me well. | 74 | 90.54 | 2.7 | 6.76 | 0.00 |
| 15 | My school listens to my views. | 74 | 86.49 | 2.7 | 10.81 | 0.00 |
| 16 | My school takes my views into account. | 74 | 67.57 | 6.76 | 25.68 | 0.00 |
| 17 | I feel comfortable approaching staff with questions or suggestions. | 74 | 82.43 | 4.05 | 13.51 | 0.00 |
| 18 | Staff help me to understand how I am progressing in my school work. | 74 | 95.95 | 0.00 | 2.7 | 1.35 |
| 19 | My homework helps me to understand and improve my work in school. | 74 | 71.62 | 9.46 | 18.92 | 0.00 |

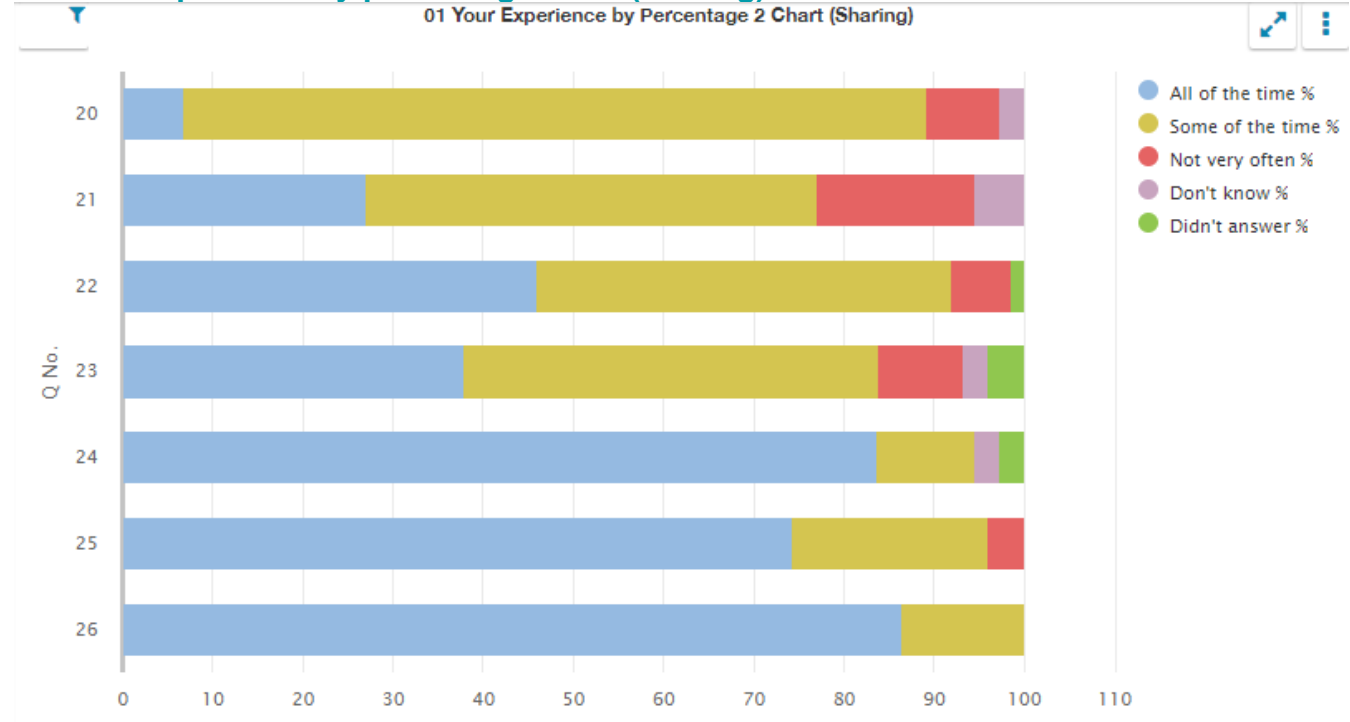
01 Your experience by percentage chart (sharing)



01 Your experience by percentage 2 (sharing)

| Q No. | Question | Response Count | All of the time % | Some of the time % | Not very often % | Don't know % | Didn't answer % |
|-------|---|----------------|-------------------|--------------------|------------------|--------------|-----------------|
| 20 | Other children behave well. | 74 | 6.76 | 82.43 | 8.11 | 2.7 | 0.00 |
| 21 | My teachers ask me about what things I want to learn in school. | 74 | 27.03 | 50 | 17.57 | 5.41 | 0.00 |
| 22 | I enjoy learning at school. | 74 | 45.95 | 45.95 | 6.76 | 0.00 | 1.35 |
| 23 | I feel that my work in school is hard enough. | 74 | 37.84 | 45.95 | 9.46 | 2.7 | 4.05 |
| 24 | I know who to ask to get help if I find my work too hard. | 74 | 83.78 | 10.81 | 0.00 | 2.7 | 2.7 |
| 25 | I am encouraged by staff to do the best I can. | 74 | 74.32 | 21.62 | 4.05 | 0.00 | 0.00 |
| 26 | I am happy with the quality of teaching in my school. | 74 | 86.49 | 13.51 | 0.00 | 0.00 | 0.00 |

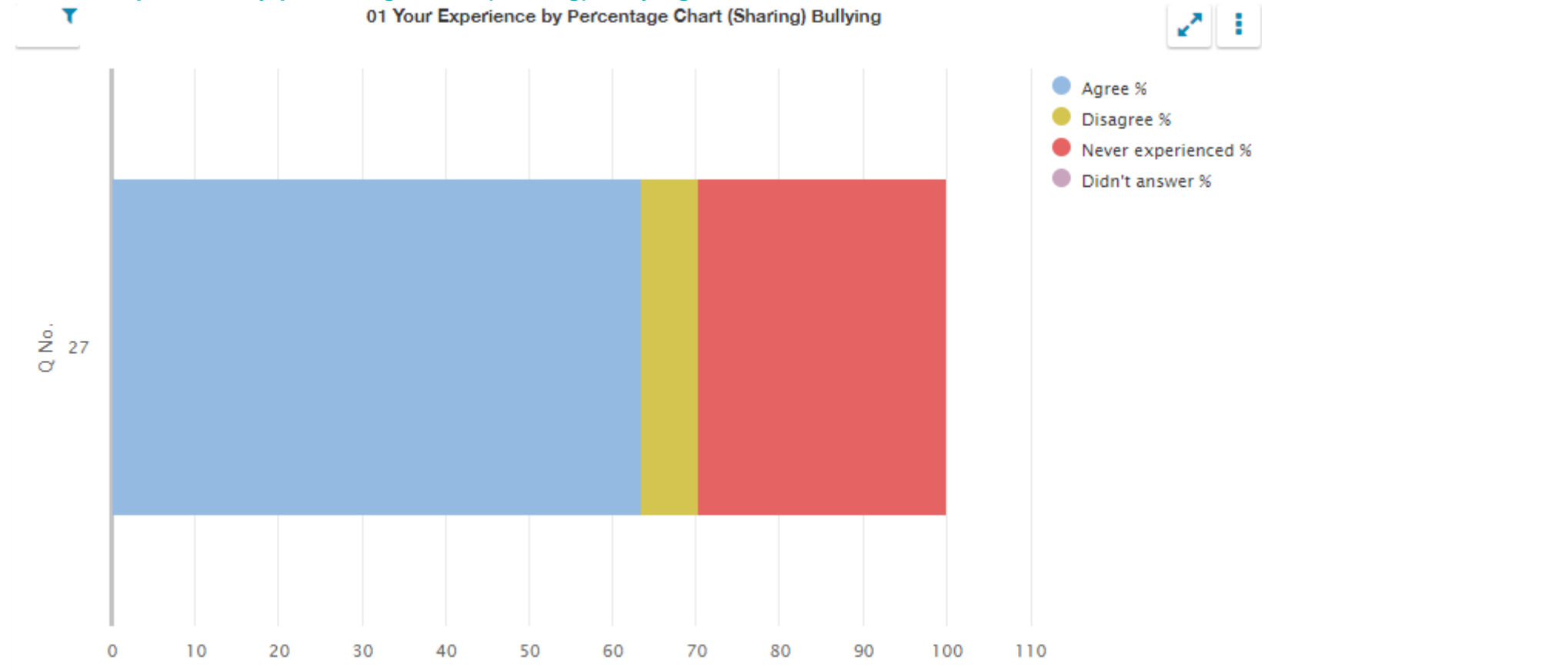
01 Your experience by percentage chart (sharing)



01 Your experience by percentage (sharing) bullying

| Q No. | Question | Response Count | Agree % | Disagree % | Never experienced % | Didn't answer % |
|-------|---|----------------|---------|------------|---------------------|-----------------|
| 27 | My school deals well with any bullying. | 74 | 63.51 | 6.76 | 29.73 | 0.00 |

01 Your experience by percentage chart (sharing) bullying



Questionnaire for parents/carers of children in primary stages (04)

04 Your experience by percentage (sharing)

| Q No. | Question | Response Count | Strongly agree % | Agree % | Disagree % | Strongly disagree % | Don't know % | Didn't answer % |
|-------|--|----------------|------------------|---------|------------|---------------------|--------------|-----------------|
| 4 | My child likes being at this school. | 44 | 77.27 | 18.18 | 0.00 | 0.00 | 2.27 | 2.27 |
| 5 | Staff treat my child fairly and with respect. | 44 | 72.73 | 25 | 0.00 | 0.00 | 2.27 | 0.00 |
| 6 | I feel that my child is safe at the school. | 44 | 79.55 | 15.91 | 0.00 | 2.27 | 2.27 | 0.00 |
| 7 | The school helps my child to feel confident. | 44 | 65.91 | 29.55 | 0.00 | 0.00 | 2.27 | 2.27 |
| 8 | I feel staff really know my child as an individual. | 44 | 72.73 | 25 | 0.00 | 0.00 | 2.27 | 0.00 |
| 9 | My child finds their learning activities hard enough. | 44 | 40.91 | 47.73 | 0.00 | 2.27 | 9.09 | 0.00 |
| 10 | My child receives the help he/she needs to do well. | 44 | 68.18 | 27.27 | 0.00 | 0.00 | 4.55 | 0.00 |
| 11 | My child is encouraged by the school to be healthy and take regular exercise. | 44 | 75 | 18.18 | 0.00 | 2.27 | 2.27 | 2.27 |
| 12 | The school supports my child's emotional wellbeing. | 44 | 70.45 | 25 | 0.00 | 2.27 | 2.27 | 0.00 |
| 13 | My child is making good progress at the school. | 44 | 70.45 | 22.73 | 2.27 | 0.00 | 2.27 | 2.27 |
| 14 | I receive helpful, regular feedback about how my child is learning and developing e.g. informal feedback, reports and learning profiles. | 44 | 54.55 | 40.91 | 2.27 | 0.00 | 2.27 | 0.00 |
| 15 | The information I receive about how my child is doing reaches me at the right time. | 44 | 56.82 | 38.64 | 2.27 | 0.00 | 2.27 | 0.00 |
| 16 | I understand how my child's progress is assessed. | 44 | 45.45 | 43.18 | 0.00 | 0.00 | 9.09 | 2.27 |
| 17 | The school gives me advice on how to support my child's learning at home. | 44 | 52.27 | 40.91 | 2.27 | 0.00 | 4.55 | 0.00 |
| 18 | The school organises activities where my child and I can learn together. | 44 | 50 | 36.36 | 6.82 | 2.27 | 4.55 | 0.00 |
| 19 | The school takes my views into account when making changes. | 44 | 56.82 | 31.82 | 0.00 | 2.27 | 4.55 | 4.55 |
| 20 | I feel comfortable approaching the school with questions, suggestions and/or a problem. | 44 | 68.18 | 27.27 | 0.00 | 0.00 | 4.55 | 0.00 |
| 21 | I feel encouraged to be involved in the work of the Parent Council and/or parent association. | 44 | 68.18 | 27.27 | 2.27 | 0.00 | 2.27 | 0.00 |
| 22 | I am kept informed about the work of the Parent Council and/or parent association. | 44 | 56.82 | 36.36 | 6.82 | 0.00 | 0.00 | 0.00 |

| Q No. | Question (cont.) | Response Count | Strongly agree % | Agree % | Disagree % | Strongly disagree % | Don't know % | Didn't answer % |
|-------|--|----------------|------------------|---------|------------|---------------------|--------------|-----------------|
| 23 | I am satisfied with the quality of teaching in the school. | 44 | 72.73 | 22.73 | 2.27 | 0.00 | 2.27 | 0.00 |
| 24 | The school is well led and managed. | 44 | 72.73 | 22.73 | 0.00 | 0.00 | 4.55 | 0.00 |
| 25 | The school encourages children to treat others with respect. | 44 | 75 | 22.73 | 0.00 | 0.00 | 2.27 | 0.00 |
| 26 | I would recommend the school to other parents. | 44 | 79.55 | 15.91 | 0.00 | 0.00 | 4.55 | 0.00 |
| 27 | Overall, I am satisfied with the school. | 44 | 75 | 18.18 | 2.27 | 0.00 | 2.27 | 2.27 |

04 Your experience by percentage chart (sharing)

