

# Lockerbie Primary School and Nursery Class

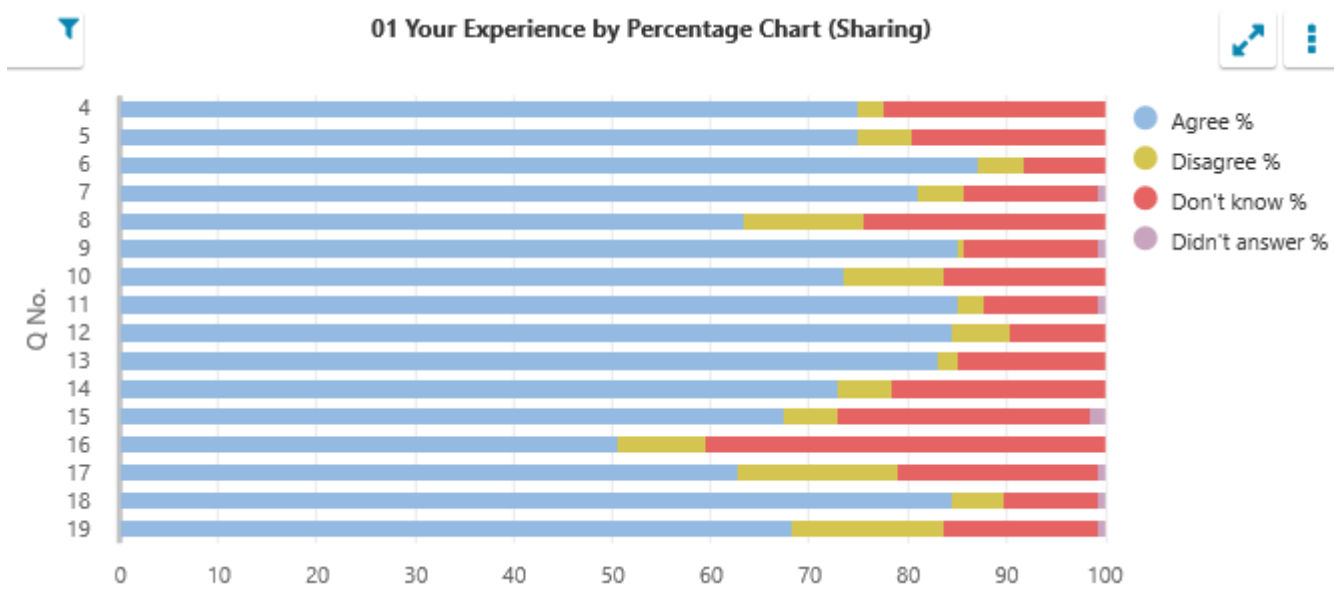
**Pre-inspection questionnaire summary report**  
**Inspection week: 3 February 2020**

## Questionnaire for children in primary stages (01)

## 01 Your experience by percentage (sharing)

| Q No. | Question                                                                                                          | Response Count | Agree % | Disagree % | Don't know % | Didn't answer % |
|-------|-------------------------------------------------------------------------------------------------------------------|----------------|---------|------------|--------------|-----------------|
| 4     | I feel safe when I am at school.                                                                                  | 148            | 75      | 2.7        | 22.3         | 0.00            |
| 5     | My school helps me to feel safe.                                                                                  | 148            | 75      | 5.41       | 19.59        | 0.00            |
| 6     | I have someone in my school I can speak to if I am upset or worried about something.                              | 148            | 87.16   | 4.73       | 8.11         | 0.00            |
| 7     | Staff treat me fairly and with respect.                                                                           | 148            | 81.08   | 4.73       | 13.51        | 0.68            |
| 8     | Other children treat me fairly and with respect.                                                                  | 148            | 63.51   | 12.16      | 24.32        | 0.00            |
| 9     | My school helps me to understand and respect other people.                                                        | 148            | 85.14   | 0.68       | 13.51        | 0.68            |
| 10    | My school is helping me to become confident.                                                                      | 148            | 73.65   | 10.14      | 16.22        | 0.00            |
| 11    | My school teaches me how to lead a healthy lifestyle.                                                             | 148            | 85.14   | 2.7        | 11.49        | 0.68            |
| 12    | There are lots of chances at my school for me to get regular exercise.                                            | 148            | 84.46   | 6.08       | 9.46         | 0.00            |
| 13    | My school offers me the opportunity to take part in activities in school beyond the classroom and timetabled day. | 148            | 83.11   | 2.03       | 14.86        | 0.00            |
| 14    | I have the opportunity to discuss my achievements outwith school with an adult in school who knows me well.       | 148            | 72.97   | 5.41       | 21.62        | 0.00            |
| 15    | My school listens to my views.                                                                                    | 148            | 67.57   | 5.41       | 25.68        | 1.35            |
| 16    | My school takes my views into account.                                                                            | 148            | 50.68   | 8.78       | 40.54        | 0.00            |
| 17    | I feel comfortable approaching staff with questions or suggestions.                                               | 148            | 62.84   | 16.22      | 20.27        | 0.68            |
| 18    | Staff help me to understand how I am progressing in my school work.                                               | 148            | 84.46   | 5.41       | 9.46         | 0.68            |
| 19    | My homework helps me to understand and improve my work in school.                                                 | 148            | 68.24   | 15.54      | 15.54        | 0.68            |

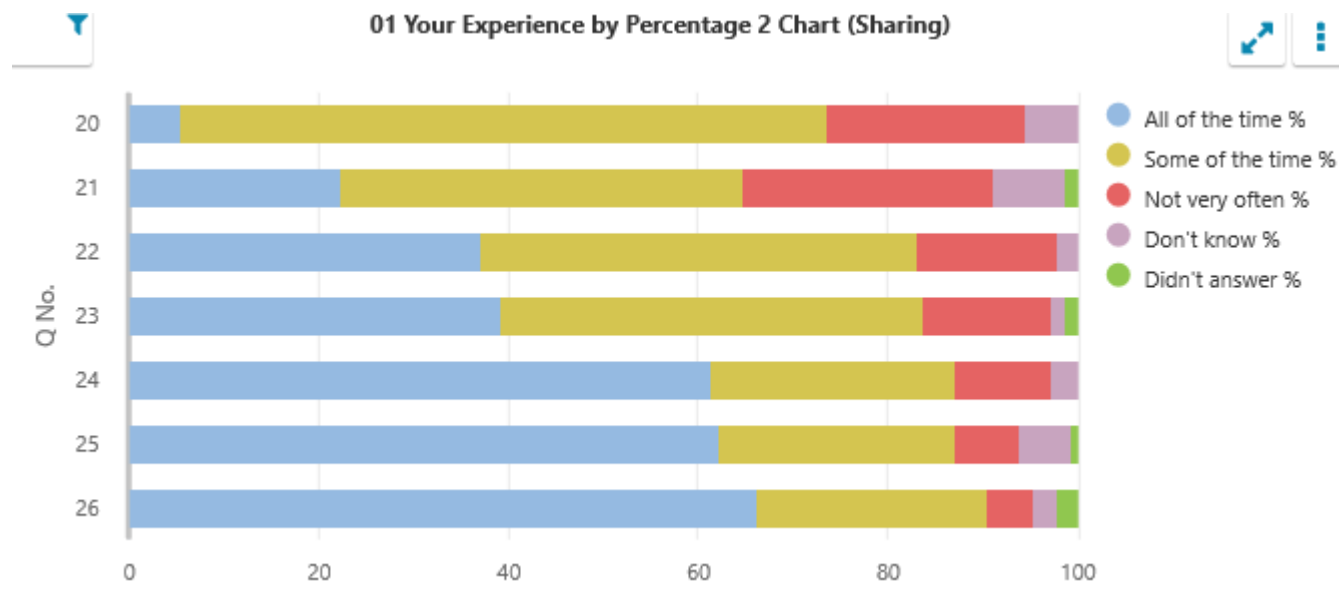
01 Your experience by percentage chart (sharing)



01 Your experience by percentage 2 (sharing)

| Q No. | Question                                                        | Response Count | All of the time % | Some of the time % | Not very often % | Don't know % | Didn't answer % |
|-------|-----------------------------------------------------------------|----------------|-------------------|--------------------|------------------|--------------|-----------------|
| 20    | Other children behave well.                                     | 148            | 5.41              | 68.24              | 20.95            | 5.41         | 0.00            |
| 21    | My teachers ask me about what things I want to learn in school. | 148            | 22.3              | 42.57              | 26.35            | 7.43         | 1.35            |
| 22    | I enjoy learning at school.                                     | 148            | 37.16             | 45.95              | 14.86            | 2.03         | 0.00            |
| 23    | I feel that my work in school is hard enough.                   | 148            | 39.19             | 44.59              | 13.51            | 1.35         | 1.35            |
| 24    | I know who to ask to get help if I find my work too hard.       | 148            | 61.49             | 25.68              | 10.14            | 2.7          | 0.00            |
| 25    | I am encouraged by staff to do the best I can.                  | 148            | 62.16             | 25                 | 6.76             | 5.41         | 0.68            |
| 26    | I am happy with the quality of teaching in my school.           | 148            | 66.22             | 24.32              | 4.73             | 2.7          | 2.03            |

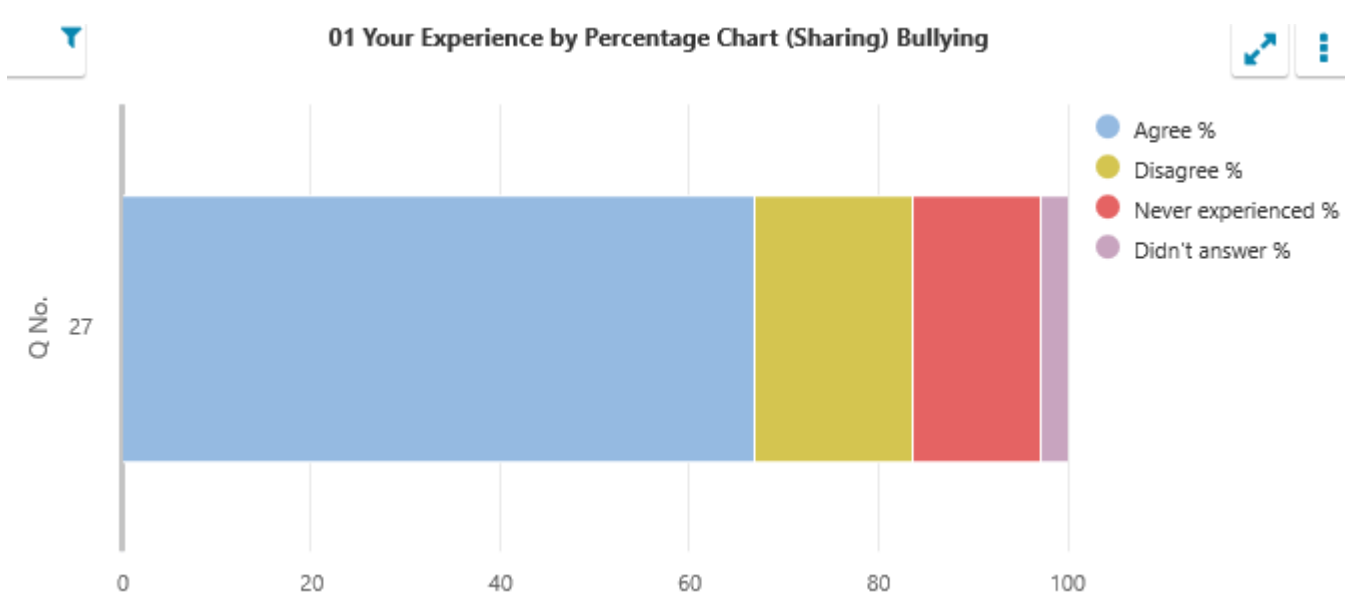
01 Your experience by percentage chart (sharing)



01 Your experience by percentage (sharing) bullying

| Q No. | Question                                | Response Count | Agree % | Disagree % | Never experienced % | Didn't answer % |
|-------|-----------------------------------------|----------------|---------|------------|---------------------|-----------------|
| 27    | My school deals well with any bullying. | 148            | 66.89   | 16.89      | 13.51               | 2.7             |

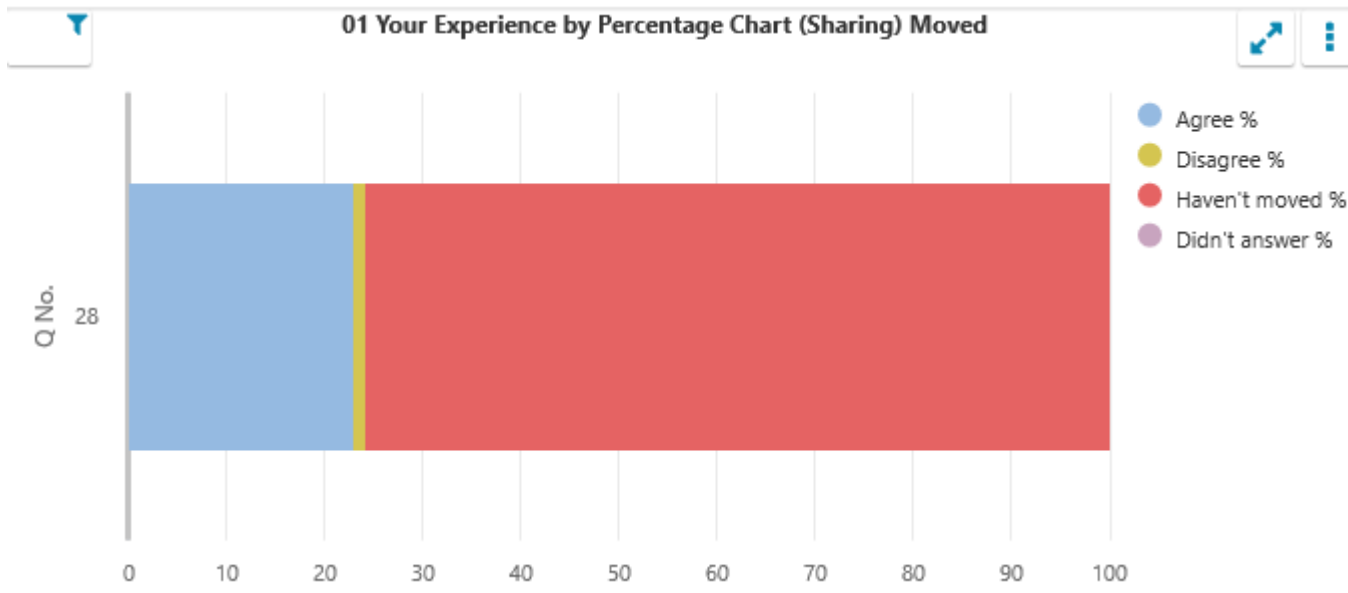
01 Your experience by percentage chart (sharing) bullying



01 Your experience by percentage (sharing) moved

| Q No. | Question                                                              | Response Count | Agree % | Disagree % | Haven't moved % | Didn't answer % |
|-------|-----------------------------------------------------------------------|----------------|---------|------------|-----------------|-----------------|
| 28    | I was well supported if I moved to a new school within the last year. | 148            | 22.97   | 1.35       | 75.68           | 0.00            |

01 Your experience by percentage chart (sharing) moved



## Questionnaire for parents/carers of children in primary stages (04)

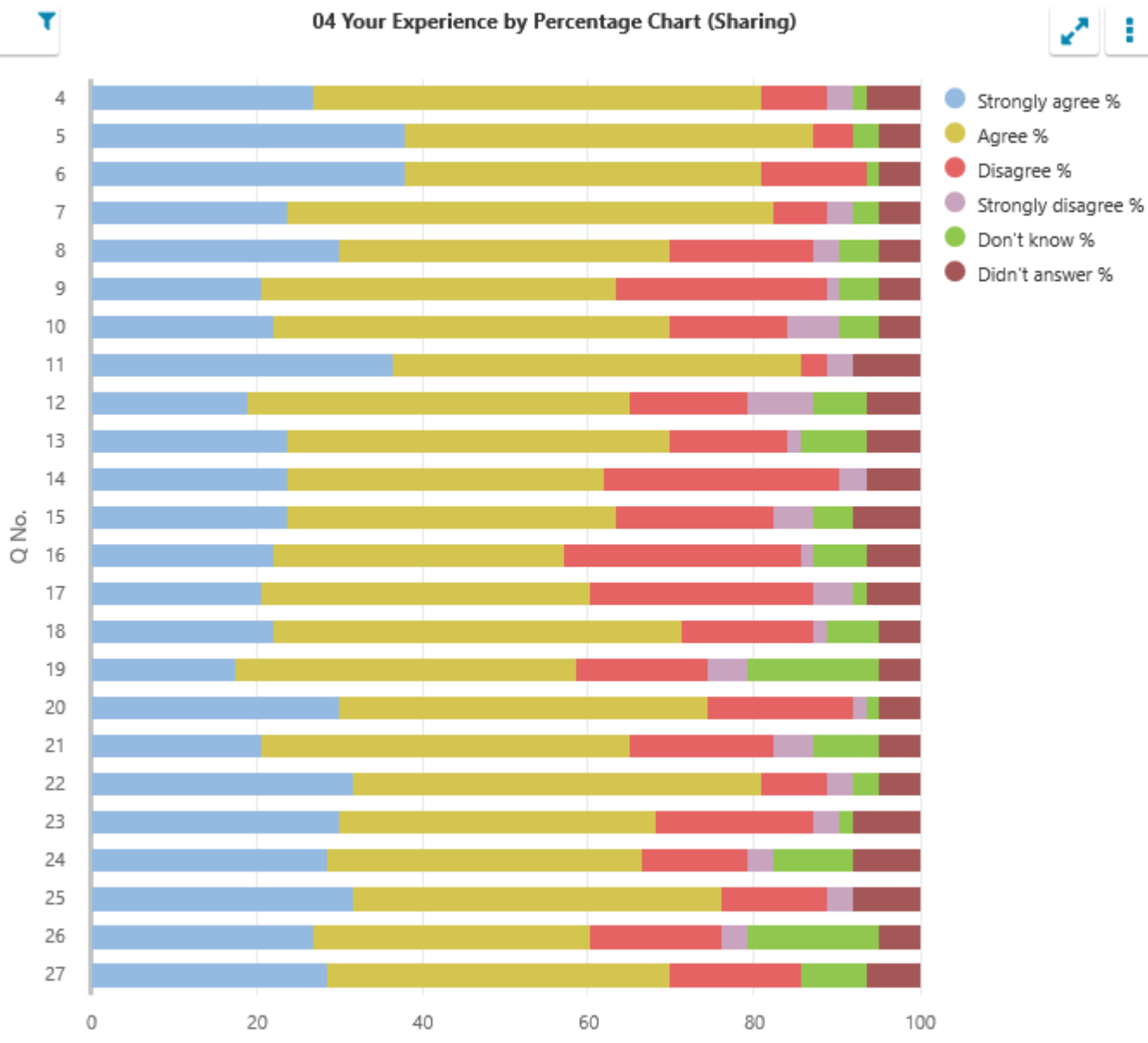
## 04 Your experience by percentage (sharing)

| Q No. | Question                                                                                                                                 | Response Count | Strongly agree % | Agree % | Disagree % | Strongly disagree % | Don't know % | Didn't answer % |
|-------|------------------------------------------------------------------------------------------------------------------------------------------|----------------|------------------|---------|------------|---------------------|--------------|-----------------|
| 4     | My child likes being at this school.                                                                                                     | 63             | 26.98            | 53.97   | 7.94       | 3.17                | 1.59         | 6.35            |
| 5     | Staff treat my child fairly and with respect.                                                                                            | 63             | 38.1             | 49.21   | 4.76       | 0.00                | 3.17         | 4.76            |
| 6     | I feel that my child is safe at the school.                                                                                              | 63             | 38.1             | 42.86   | 12.7       | 0.00                | 1.59         | 4.76            |
| 7     | The school helps my child to feel confident.                                                                                             | 63             | 23.81            | 58.73   | 6.35       | 3.17                | 3.17         | 4.76            |
| 8     | I feel staff really know my child as an individual.                                                                                      | 63             | 30.16            | 39.68   | 17.46      | 3.17                | 4.76         | 4.76            |
| 9     | My child finds their learning activities hard enough.                                                                                    | 63             | 20.63            | 42.86   | 25.4       | 1.59                | 4.76         | 4.76            |
| 10    | My child receives the help he/she needs to do well.                                                                                      | 63             | 22.22            | 47.62   | 14.29      | 6.35                | 4.76         | 4.76            |
| 11    | My child is encouraged by the school to be healthy and take regular exercise.                                                            | 63             | 36.51            | 49.21   | 3.17       | 3.17                | 0.00         | 7.94            |
| 12    | The school supports my child's emotional wellbeing.                                                                                      | 63             | 19.05            | 46.03   | 14.29      | 7.94                | 6.35         | 6.35            |
| 13    | My child is making good progress at the school.                                                                                          | 63             | 23.81            | 46.03   | 14.29      | 1.59                | 7.94         | 6.35            |
| 14    | I receive helpful, regular feedback about how my child is learning and developing e.g. informal feedback, reports and learning profiles. | 63             | 23.81            | 38.1    | 28.57      | 3.17                | 0.00         | 6.35            |
| 15    | The information I receive about how my child is doing reaches me at the right time.                                                      | 63             | 23.81            | 39.68   | 19.05      | 4.76                | 4.76         | 7.94            |
| 16    | I understand how my child's progress is assessed.                                                                                        | 63             | 22.22            | 34.92   | 28.57      | 1.59                | 6.35         | 6.35            |
| 17    | The school gives me advice on how to support my child's learning at home.                                                                | 63             | 20.63            | 39.68   | 26.98      | 4.76                | 1.59         | 6.35            |
| 18    | The school organises activities where my child and I can learn together.                                                                 | 63             | 22.22            | 49.21   | 15.87      | 1.59                | 6.35         | 4.76            |
| 19    | The school takes my views into account when making changes.                                                                              | 63             | 17.46            | 41.27   | 15.87      | 4.76                | 15.87        | 4.76            |
| 20    | I feel comfortable approaching the school with questions, suggestions and/or a problem.                                                  | 63             | 30.16            | 44.44   | 17.46      | 1.59                | 1.59         | 4.76            |
| 21    | I feel encouraged to be involved in the work of the Parent Council and/or parent association.                                            | 63             | 20.63            | 44.44   | 17.46      | 4.76                | 7.94         | 4.76            |
| 22    | I am kept informed about the work of the Parent Council and/or parent association.                                                       | 63             | 31.75            | 49.21   | 7.94       | 3.17                | 3.17         | 4.76            |

| Q No. | Question (cont.)                                             | Response Count | Strongly agree % | Agree % | Disagree % | Strongly disagree % | Don't know % | Didn't answer % |
|-------|--------------------------------------------------------------|----------------|------------------|---------|------------|---------------------|--------------|-----------------|
| 23    | I am satisfied with the quality of teaching in the school.   | 63             | 30.16            | 38.1    | 19.05      | 3.17                | 1.59         | 7.94            |
| 24    | The school is well led and managed.                          | 63             | 28.57            | 38.1    | 12.7       | 3.17                | 9.52         | 7.94            |
| 25    | The school encourages children to treat others with respect. | 63             | 31.75            | 44.44   | 12.7       | 3.17                | 0.00         | 7.94            |
| 26    | I would recommend the school to other parents.               | 63             | 26.98            | 33.33   | 15.87      | 3.17                | 15.87        | 4.76            |
| 27    | Overall, I am satisfied with the school.                     | 63             | 28.57            | 41.27   | 15.87      | 0.00                | 7.94         | 6.35            |



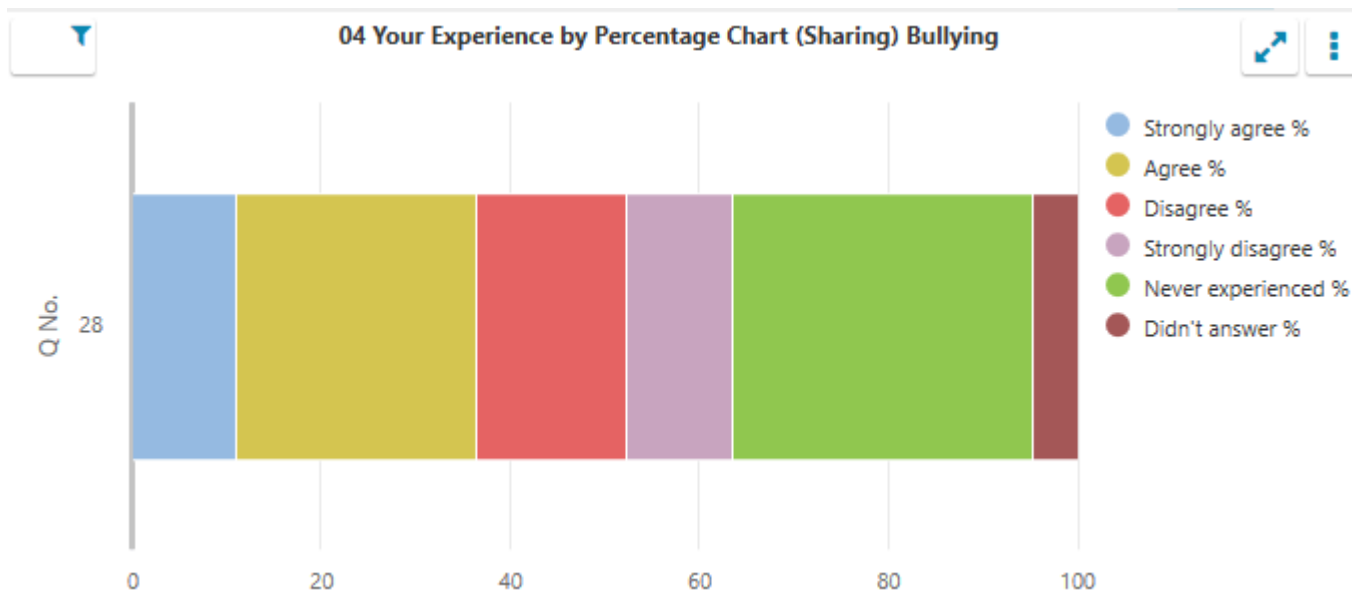
04 Your experience by percentage chart (sharing)



04 Your experience by percentage (sharing) bullying

| Q No. | Question                                 | Response Count | Strongly agree % | Agree % | Disagree % | Strongly disagree % | Never experienced % | Didn't answer % |
|-------|------------------------------------------|----------------|------------------|---------|------------|---------------------|---------------------|-----------------|
| 28    | The school deals well with any bullying. | 63             | 11.11            | 25.4    | 15.87      | 11.11               | 31.75               | 4.76            |

04 Your experience by percentage chart (sharing) bullying



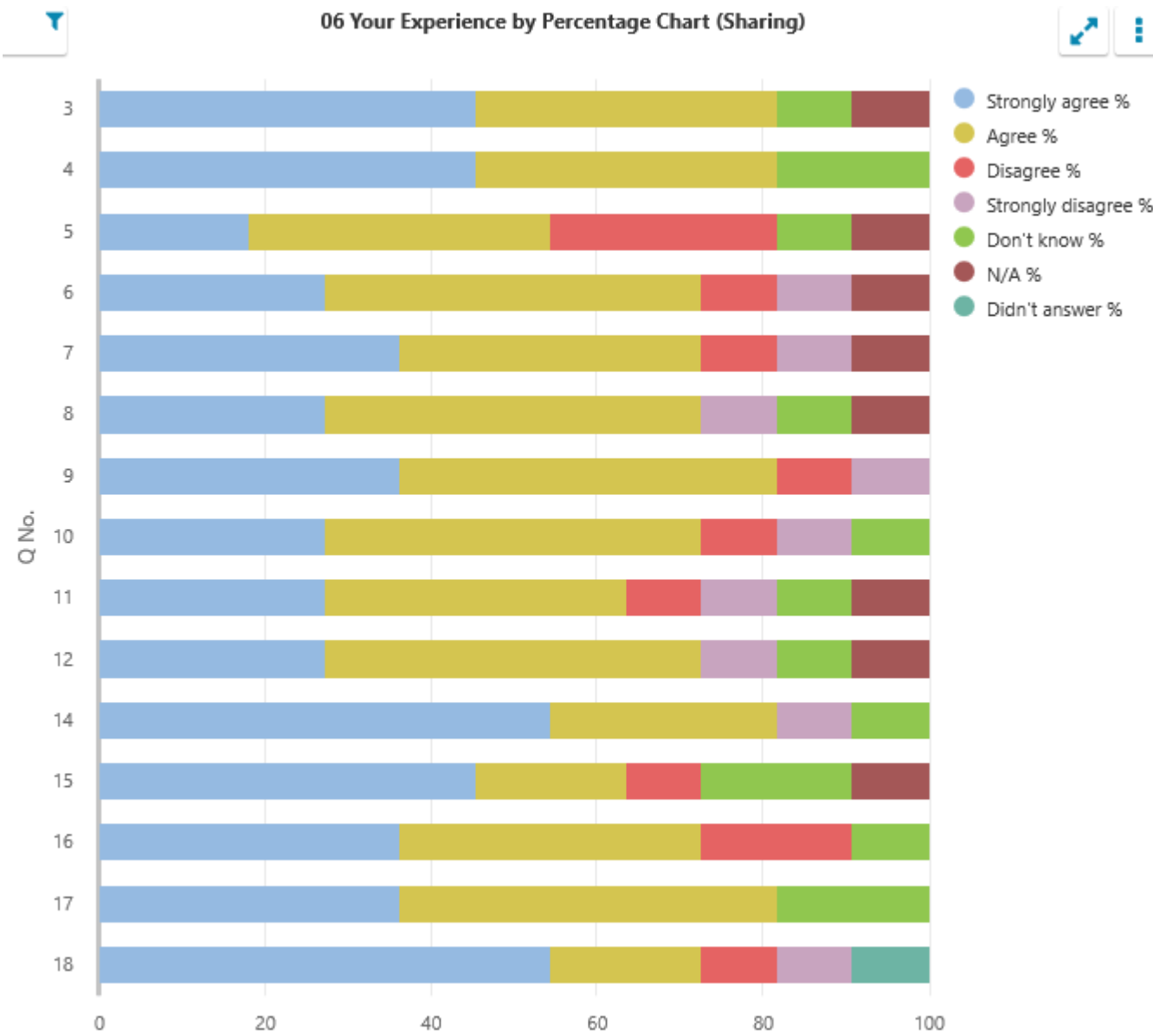
## Questionnaire for partners with the school (06)

## 06 Your experience by percentage (sharing)

| Q No. | Question                                                                                                            | Response Count | Strongly agree % | Agree % | Disagree % | Strongly disagree % | Don't know % | N/A % | Didn't answer % |
|-------|---------------------------------------------------------------------------------------------------------------------|----------------|------------------|---------|------------|---------------------|--------------|-------|-----------------|
| 3     | My service/organisation works in partnership with the school on a regular basis.                                    | 11             | 45.45            | 36.36   | 0.00       | 0.00                | 9.09         | 9.09  | 0.00            |
| 4     | We are aware of the school's procedures for reporting child protection and safeguarding concerns.                   | 11             | 45.45            | 36.36   | 0.00       | 0.00                | 18.18        | 0.00  | 0.00            |
| 5     | My service/organisation has a clear understanding of the school's strategies for raising attainment for all.        | 11             | 18.18            | 36.36   | 27.27      | 0.00                | 9.09         | 9.09  | 0.00            |
| 6     | There are effective arrangements in place for jointly planning provision with the school.                           | 11             | 27.27            | 45.45   | 9.09       | 9.09                | 0.00         | 9.09  | 0.00            |
| 7     | There are effective arrangements for jointly delivering provision with the school.                                  | 11             | 36.36            | 36.36   | 9.09       | 9.09                | 0.00         | 9.09  | 0.00            |
| 8     | My service/organisation is involved in the school's self-evaluation of our joint work.                              | 11             | 27.27            | 45.45   | 0.00       | 9.09                | 9.09         | 9.09  | 0.00            |
| 9     | Roles and responsibilities are clearly defined within the partnership.                                              | 11             | 36.36            | 45.45   | 9.09       | 9.09                | 0.00         | 0.00  | 0.00            |
| 10    | Effective arrangements are in place to evaluate the impact of our partnership working.                              | 11             | 27.27            | 45.45   | 9.09       | 9.09                | 9.09         | 0.00  | 0.00            |
| 11    | My service/organisation is kept up to date with changes in the school which may affect the services we deliver.     | 11             | 27.27            | 36.36   | 9.09       | 9.09                | 9.09         | 9.09  | 0.00            |
| 12    | The school provides my service/organisation with relevant information about the needs of children and young people. | 11             | 27.27            | 45.45   | 0.00       | 9.09                | 9.09         | 9.09  | 0.00            |
| 14    | The school values the contribution made by my service/organisation.                                                 | 11             | 54.55            | 27.27   | 0.00       | 9.09                | 9.09         | 0.00  | 0.00            |
| 15    | The school actively promotes my service/organisation to potential users, as appropriate.                            | 11             | 45.45            | 18.18   | 9.09       | 0.00                | 18.18        | 9.09  | 0.00            |

| Q No. | Question (cont.)                                                                                                      | Response Count | Strongly agree % | Agree % | Disagree % | Strongly disagree % | Don't know % | N/A % | Didn't answer % |
|-------|-----------------------------------------------------------------------------------------------------------------------|----------------|------------------|---------|------------|---------------------|--------------|-------|-----------------|
| 16    | There are opportunities to network, share practice and participate in joint training and development with the school. | 11             | 36.36            | 36.36   | 18.18      | 0.00                | 9.09         | 0.00  | 0.00            |
| 17    | My service/organisation has a clear understanding of the social, cultural and economic context of the school.         | 11             | 36.36            | 45.45   | 0.00       | 0.00                | 18.18        | 0.00  | 0.00            |
| 18    | Overall, partnership working with the school works well.                                                              | 11             | 54.55            | 18.18   | 9.09       | 9.09                | 0.00         | 0.00  | 9.09            |

06 Your experience by percentage chart (sharing)



## Questionnaire for school teachers (10)

## 10 Your experience by percentage (sharing)

| Q No. | Question                                                                                                                      | Response Count | Strongly agree % | Agree % | Disagree % | Strongly disagree % | Don't know % | N/A % | Didn't answer % |
|-------|-------------------------------------------------------------------------------------------------------------------------------|----------------|------------------|---------|------------|---------------------|--------------|-------|-----------------|
| 2     | I find it rewarding to be a member of staff at this school.                                                                   | 17             | 35.29            | 47.06   | 0.00       | 0.00                | 11.76        | 0.00  | 5.88            |
| 3     | I feel a valued part of the school's community.                                                                               | 17             | 29.41            | 58.82   | 5.88       | 0.00                | 5.88         | 0.00  | 0.00            |
| 4     | I am encouraged to learn and share practice with colleagues from other schools.                                               | 17             | 17.65            | 58.82   | 17.65      | 0.00                | 5.88         | 0.00  | 0.00            |
| 5     | I am given the opportunity to learn and share practice with colleagues from other schools.                                    | 17             | 23.53            | 58.82   | 17.65      | 0.00                | 0.00         | 0.00  | 0.00            |
| 6     | I have a clear understanding of the social, cultural and economic context of the school.                                      | 17             | 41.18            | 47.06   | 0.00       | 0.00                | 11.76        | 0.00  | 0.00            |
| 7     | I feel appropriately supported by the school to undertake my role.                                                            | 17             | 47.06            | 41.18   | 11.76      | 0.00                | 0.00         | 0.00  | 0.00            |
| 8     | I am supported to engage in professional learning.                                                                            | 17             | 29.41            | 64.71   | 0.00       | 0.00                | 5.88         | 0.00  | 0.00            |
| 9     | My professional learning enables me to reflect on and improve my practice.                                                    | 17             | 35.29            | 58.82   | 0.00       | 0.00                | 5.88         | 0.00  | 0.00            |
| 10    | I have regular opportunities to undertake leadership roles.                                                                   | 17             | 17.65            | 35.29   | 23.53      | 0.00                | 5.88         | 17.65 | 0.00            |
| 11    | I have opportunities to be involved in agreeing priorities for the school.                                                    | 17             | 23.53            | 52.94   | 5.88       | 0.00                | 11.76        | 5.88  | 0.00            |
| 12    | I am actively involved in the school's ongoing self-evaluation.                                                               | 17             | 23.53            | 64.71   | 11.76      | 0.00                | 0.00         | 0.00  | 0.00            |
| 13    | GTCS standards are used to support professional dialogue.                                                                     | 17             | 41.18            | 47.06   | 0.00       | 0.00                | 11.76        | 0.00  | 0.00            |
| 14    | I use information, including data, effectively to identify and reduce inequalities in children's and young people's outcomes. | 17             | 29.41            | 58.82   | 0.00       | 0.00                | 11.76        | 0.00  | 0.00            |
| 15    | I understand how to apply the school's procedures relating to child protection and safeguarding.                              | 17             | 82.35            | 11.76   | 0.00       | 0.00                | 5.88         | 0.00  | 0.00            |
| 16    | The school's vision and values underpins my work.                                                                             | 17             | 35.29            | 58.82   | 0.00       | 0.00                | 5.88         | 0.00  | 0.00            |
| 17    | Staff treat all children and young people fairly and with respect.                                                            | 17             | 52.94            | 35.29   | 0.00       | 0.00                | 5.88         | 5.88  | 0.00            |

| Q No. | Question (cont.)                                                                                                                            | Response Count | Strongly agree % | Agree % | Disagree % | Strongly disagree % | Don't know % | N/A % | Didn't answer % |
|-------|---------------------------------------------------------------------------------------------------------------------------------------------|----------------|------------------|---------|------------|---------------------|--------------|-------|-----------------|
| 18    | Colleagues treat each other with respect.                                                                                                   | 17             | 11.76            | 76.47   | 0.00       | 0.00                | 5.88         | 5.88  | 0.00            |
| 19    | Children and young people are encouraged and supported to treat others with respect.                                                        | 17             | 70.59            | 23.53   | 0.00       | 0.00                | 5.88         | 0.00  | 0.00            |
| 20    | Children and young people are well behaved.                                                                                                 | 17             | 17.65            | 70.59   | 5.88       | 0.00                | 0.00         | 5.88  | 0.00            |
| 21    | The school deals effectively with any bullying.                                                                                             | 17             | 35.29            | 47.06   | 0.00       | 0.00                | 5.88         | 11.76 | 0.00            |
| 22    | I am provided with feedback when I report an incident.                                                                                      | 17             | 41.18            | 47.06   | 11.76      | 0.00                | 0.00         | 0.00  | 0.00            |
| 23    | Staff at all levels within the school communicate effectively with each other.                                                              | 17             | 5.88             | 70.59   | 11.76      | 0.00                | 11.76        | 0.00  | 0.00            |
| 24    | The school's arrangements for engaging parents in their child's learning are effective.                                                     | 17             | 23.53            | 64.71   | 0.00       | 0.00                | 11.76        | 0.00  | 0.00            |
| 25    | The school is well led and managed.                                                                                                         | 17             | 35.29            | 58.82   | 0.00       | 0.00                | 5.88         | 0.00  | 0.00            |
| 26    | Collaborative working across the school is effective in taking forward improvement.                                                         | 17             | 29.41            | 58.82   | 0.00       | 0.00                | 5.88         | 5.88  | 0.00            |
| 27    | Children and young people are engaged in their learning.                                                                                    | 17             | 29.41            | 58.82   | 0.00       | 0.00                | 11.76        | 0.00  | 0.00            |
| 28    | I give children and young people regular feedback which helps them to progress.                                                             | 17             | 23.53            | 58.82   | 0.00       | 0.00                | 5.88         | 11.76 | 0.00            |
| 29    | Children and young people are provided with experiences which meet their learning needs.                                                    | 17             | 29.41            | 58.82   | 0.00       | 0.00                | 11.76        | 0.00  | 0.00            |
| 30    | Children and young people are involved in talking about and planning their learning.                                                        | 17             | 0.00             | 88.24   | 0.00       | 0.00                | 5.88         | 5.88  | 0.00            |
| 31    | Children and young people are involved in setting their learning targets.                                                                   | 17             | 5.88             | 70.59   | 11.76      | 0.00                | 5.88         | 5.88  | 0.00            |
| 32    | Children and young people have the opportunity to lead their learning.                                                                      | 17             | 5.88             | 64.71   | 5.88       | 0.00                | 11.76        | 11.76 | 0.00            |
| 33    | I receive appropriate support for planning, preparation and assessment.                                                                     | 17             | 17.65            | 58.82   | 5.88       | 0.00                | 5.88         | 11.76 | 0.00            |
| 34    | The school has effective strategies to support children and young people with their learning, including those requiring additional support. | 17             | 41.18            | 52.94   | 0.00       | 0.00                | 5.88         | 0.00  | 0.00            |
| 35    | Staff have a shared understanding of their 'responsibility of all' in literacy and numeracy and health and wellbeing.                       | 17             | 47.06            | 41.18   | 0.00       | 0.00                | 11.76        | 0.00  | 0.00            |

| Q No. | Question (cont.)                                                                                                     | Response Count | Strongly agree % | Agree % | Disagree % | Strongly disagree % | Don't know % | N/A % | Didn't answer % |
|-------|----------------------------------------------------------------------------------------------------------------------|----------------|------------------|---------|------------|---------------------|--------------|-------|-----------------|
| 36    | Moderation activities are helping me to make sound professional judgements.                                          | 17             | 29.41            | 47.06   | 5.88       | 0.00                | 0.00         | 17.65 | 0.00            |
| 37    | I have regular opportunities to help shape the curriculum through discussions with colleagues, parents and partners. | 17             | 47.06            | 29.41   | 5.88       | 0.00                | 5.88         | 11.76 | 0.00            |
| 38    | I am aware of and involved in the school's strategies for raising attainment for all.                                | 17             | 35.29            | 52.94   | 0.00       | 0.00                | 11.76        | 0.00  | 0.00            |



10 Your experience by percentage chart (sharing)

