


Astérix chez les Pictes

Feuilles d'activités



Activité 1 – Les personnages- the characters

In *Astérix 'Chez les Pictes'* we see our hero and his fellow villagers help out a man in distress, MacOloch, who arrives in the Gaulish village encased in a block of ice. They look after MacOloch who is a long way from home and help him get back to his clan and family in Caledonia. When the Gauls arrive in Caledonia, they see the customs and struggles of those strange natives before heading back to their traditional village banquet.





Activité 1 – Les personnages- the characters

Qui est-ce? Look at the pictures below and match with the correct picture. Can you name the characters from the descriptions using their French names from the story? Sound files in Zip folder.

1. Il est petit. Il porte une grande moustache. Il est très fort. Il est très courageux




Activity1-1.mp3



2. Il est grand et très fort. Il porte une grande moustache et il est un peu gros. Il est le meilleur ami d'Astérix.



Activity1-2.mp3



3. Il est vieux et mince. C'est le druide qui fait la potion magique. Il porte une longue barbe blanche.



Activity1-3.mp3



4. Il est le chef de la tribu et il est gros avec les cheveux roux.



Activity1-4.mp3

5. Elle est la petite amie de MacOloch. Elle est belle avec les cheveux longs et roux.



Activity1-5.mp3



6. Il est grand et jeune. Il porte un kilt et il est écossais.




Activity1-6.mp3

7. C'est un grand animal qui habite dans le lac.



Activity1-7.mp3





Activité 2: Le passeport

Here is a copy of Astérix's ancient passport for his journey to Caledonia. A bit heavy for putting in your pocket!



Now looking at the information Astérix has put on his passport, can you now try and do one for yourself? No photos... you need to draw a picture of yourself on the stone tablet!



Nom: _____

Age: _____ ans

Anniversaire: _____

Pays de naissance : _____

Nationalité: _____



Activité 3

MacOloch's arrival in the village causes great excitement.

Below is an interview with Astérix about what he and Obélix found on the beach with a reporter from the 'Daily Gaulish,' newspaper. On your own, with a partner or in a group, read and listen to the interview then try the activities below. Sound files in Zip folder.



Qu'est-ce qui s'est passé?



Activity3-1.mp3

Ce matin à la plage, on a trouvé un homme gelé dans un grand glaçon



Activity3-2.mp3

Il est comment?



Activity3-3.mp3

Il a les cheveux roux et longs et des tatouages étranges sur son corps



Activity3-4.mp3

Qu'est-ce qu'il porte?



Activity3-5.mp3

L'homme porte une sorte de jupe et une écharpe multicolore.



Activity3-6.mp3

Il vient d'où?



Activity3-7.mp3

Panoramix, le druide du village pense qu'il vient d'Hibernia ou de la Calédonie



Activity3-8.mp3

C'est une découverte étrange, n'est-ce pas?



Activity3-9.mp3

C'est un vrai mystère.
L'homme porte des chaînes sur ses bras.



Activity3-10.mp3



a) Here are the reporter's notes. Has he got all the story details right? Mark the statements vrai- true or false-faux!

1. Astérix and Obélix found the man on the beach.
2. Astérix and Obélix found the ice cube yesterday.
3. The man in the ice cube was wearing trousers.
4. He has strange tattoos.
5. Panoramix thinks he's from Ireland or Scotland.
6. He has bracelets on his arms.

Now working with a partner, take turns pretending to be Astérix or the reporter. If you can, record your dialogue and let your classmates and teacher listen to it.

b) Travail de dictionnaire...

Here are some of the things Astérix and Obélix find on their beach. Can you find the English for them?

Une amphore

Des mouettes

Des huîtres

Un casque romain



c) What might you find on a typical Scottish beach? Can you name three things and find the French for them? Write your answers in the box below!

-
-
-



Activité 4: On recherche

MacOloch's family back in Caledonia are very worried about his disappearance and decide to put up some posters in the local area in an effort to find him.

Can you make a poster for them? Remember you will need to describe him in some detail, hair, height, clothes etc! Your class teacher will help you with this. There are some phrases below to get you started.



Il s'appelle He is called

Il a He has

Il est He is

Il mesure.... He is.....tall

Il porte He is wearing

les yeux

les cheveux

un tatouage

grand/petit

bleu/vert/gris

noir/roux/blond

eyes

hair

a tattoo

big/small

blue/green/grey


black/red/blonde



Activité 5 A - La potion magique

La potion magique made to a secret recipe by Panoramix is the key to Astérix' and Obélix' great strength.

Here are a few of the things Panoramix was spotted collecting in the woods around the village. When you work out what they are, draw a picture with the correct number for each one in the boxes below.



Quatre champignons rouges

Trois grandes grenouilles

Cinq araignées poilues

Deux fourmis noires

Les piquants d'un petit hérisson



Activité 5b

Now on your own, with a partner or in a group, devise your own 'Potion Magique'. Which ingredients would be in your magic potion? Use your imagination and use a dictionary to help you! Try and put in at least six different ingredients. Draw them above the cauldron and label them in French with callouts!





Activité 6

In the story, we read about Afnor la grande loutre de mer- a giant sea otter. Do you think this matches up with the picture of Afnor ? Who do you think the descendant of Afnor in Scotland might be ?

One of Afnor's friends was spotted off the coast of Gaul by Agecanonix the oldest man in the village. Since he tends to tell tall tales, no-one believes him.

What did he see? Read and listen to his story as many times as you need to. Can you complete the sentences? Use the help box below. Sound file in Zip folder.



J'ai vu un grand monstre vert. Il avait une tête énorme avec trois yeux jaunes et quatre pattes comme un éléphant. Sur son dos il avait des écailles triangulaires noires. Il avait un nez rouge et il me montrait ses dents super grandes et orange. Il était féroce et faisait un bruit terrifiant!



Activity6.mp3

I saw a large _____ monster. He had an enormous _____ with three _____ and four _____ like an _____. On his _____ he had _____ triangular _____. He had a _____ and he showed me his really big, orange _____. He was _____ and made a _____ noise.

<i>terrifying</i>	<i>elephant</i>	<i>teeth</i>	<i>paws</i>	<i>head</i>
<i>nose</i>	<i>black</i>	<i>red</i>	<i>scales</i>	
<i>fierce</i>	<i>green</i>	<i>eyes</i>	<i>back</i>	



Activité 7

Now using some of the vocabulary from Agecanonix's story, can you create your own monster? What is it called? What does it look like? What characteristics does it have? Where does it live? What does it eat?

* Remember you could give it an Asterix style name for example: Gorgonagrix; Terrorafix; Eataweetabix!

Draw your monster and then write a short paragraph in French describing it and share this with a partner or in a group. Remember that the phrases you used in the 'Wanted poster' in activity 3 can be used again. There is a quick reminder of some of them in the box below.

Mon monstre

Mon monstre s'appelle....

Il est.. He is

Il habite He lives

Il a les yeux He has... eyes

des cornes – horns

des écailles ... scales

My monster is called

Il a He has

Il mange He eats

Il a les cheveux He hashair

une queue.. a tail des

dents .. teeth



Le Défi - Mini challenge: "Lutèce", was the Roman name for a very famous city in France. On your own, with a partner or in a group, can you find out what the city is called today? Where did this name come from? Can you find the Roman name for other towns or cities in Great Britain?



Activité 8 La scène qui manque - the missing scene.



Whilst working on the story, Jean-Yves Ferri and Didier Conrad head off for a traditional long French lunch (déjeuner) and don't notice a page falling on the floor. Here is the start of that section of the story. Can you help them re-write this missing scene? Imagine what other adventures Astérix and Obélix got up to during their trip to Scotland! You can write this mainly in English and add as much French as you can!





Le Défi – mini challenge: Comic books (*Les bandes dessinées*) in France are not just written for children. They are loved by old and young alike and a wide range can be found in bookshops and even in large supermarkets! On your own, with a partner or in a group:

- Can you find out about other famous French comic book characters ?
- Are there similar types of comic books in English for all ages ?
- Why do you think they are so popular?



Now over to you... working in a group or with a partner, create your own comic book characters and make your own cartoon strip.

You can do this by writing and drawing in the traditional way or you might want to try a cartoon generator using ICT. Here are some websites to get you started.

<https://www.bitstrips.com/create/comic/>

<http://www.toondoo.com/>

<http://www.pixton.com/uk/>

<http://www.decitre.fr/livres/jeunesse/bd-jeunesse/preferes-des-libraires.html>

http://fr.hellokids.com/r_9/lecture/bd-pour-enfant



Activité 9: Parc Astérix

Astérix may not be as famous as Mickey Mouse across the world, however he has his own theme park on the outskirts of Paris- Parc Astérix. You decide to plan a visit for you and your family and you go online to see how much everything will cost.

Have a look at this special ticket on offer below.

PARC ASTÉRIX



Billet Tribu Gauloise

Un tarif malin si vous venez **en groupe!**

Minimum 5 personnes

A partir de 34 €

Billet daté à réserver **5 jours avant** la visite

Would this ticket suit your family? If not, why wouldn't it?
What are the booking conditions?
How much would it cost if a group of 6 people bought tickets?

★ *Top Tip !! Look at the highlighted areas for clues!*



Le Défi : Mini challenge.
Thinking about the story of Astérix
chez les Pictes, can you design a new
ride for the theme park?
<http://www.parcasterix.fr/en>



Activité 10 : On regarde, on écoute et on comprend.

Now watch and listen to the interviews with some of the people who work on the Astérix stories. How much can you understand, without looking at the transcript?

Listen to and watch the videos as many times as you need to and try and give as much information as you can. There are some headings to help you.

Video 1

1. Her name is
2. She works on
3. She used to have
4. She lives in a
5. She lives with
6. Her favourite character

Match up the numbers and letters!

- a. a cat
- b. in a house with a garden
- c. Elodie
- d. her parents ,brothers and sisters
- e. Obélix
- f. Communication in the Astérix office.

Video 2: Circle the correct answer!

His name is Charles/ Cédric/ Céleste

He works as a director/ assistant/ editor for Astérix

He has 3/4/5 children.

He has a dog/cat/no pets

He lives in a flat/ house in Sèvres near Paris.

The town has 12,000/20,000 inhabitants.

Video 3: Use the words in the help box below to complete the sentences!

Her name is

She is and has hair.

She lives in the of Paris.

She lives in a with rooms

His favourite character in the Astérix stories is

small

Obélix

flat

Amandine

brown

west

two

Video 4:

His name is

He works on for Astérix

He lives in a in Montparnasse, in Paris.

His favourite character in the Astérix stories is

He has/has never visited Scotland (choose the correct option)

Video 5:

Her name is

She has a called Edgar. He is years old

She has origins.

She lives in , near the Sacré Coeur.

She lives in a on the floor.

There are rooms.

All the are her favourite characters in the Astérix stories.

She visited Scotland years ago.

She thinks a typical Scotsman is someone who wears a



Now watch the video of Harry. He talks about himself and his likes and dislikes. Why not try and create your own video interviews for your class? You could share them with each other or with another class in your school.

Activité 11

Almost all of the Astérix adventures finish with a feast in the Gaulish village.



What do you think Astérix and villagers might be eating at the feast?
Why not draw your own final version of the feast and put some French words on your picture to show what the villagers are eating?

FIN

“This resource is part of a collaborative scheme by the University of Glasgow and Education Scotland bringing together researchers, school teachers and Education Scotland officials to create new resources for Broad General Education (BGE).

These resources were created by Laurence Grove (University of Glasgow) and Shona Hugh (Education Scotland)” with kind permission from Editions Albert René



ASTERIX®-OBELIX® / © 2016 LES ÉDITIONS ALBERT RENÉ / GOSCINNY - UDERZO