

Dykehead Primary School

Pre-inspection questionnaire summary report

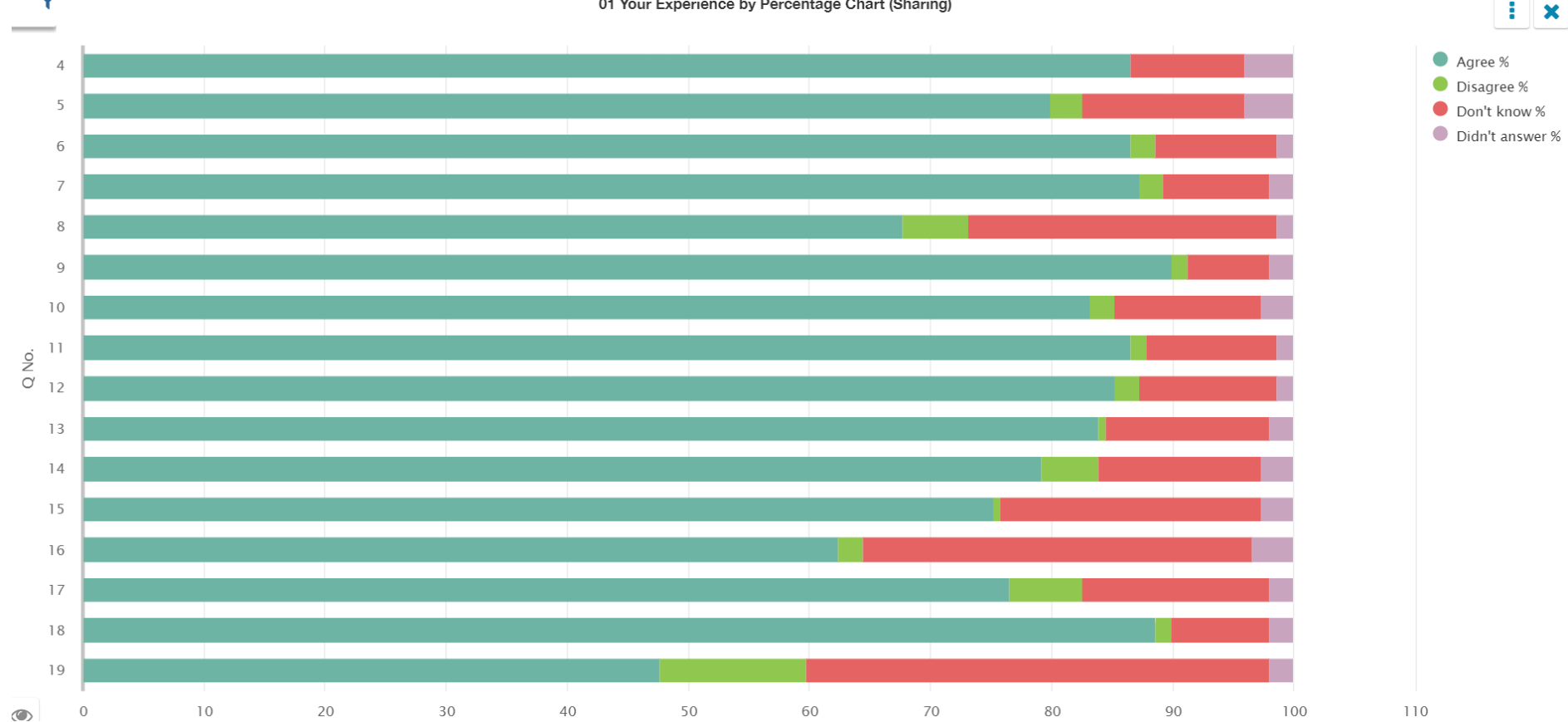
Inspection week: 3 February 2025

Questionnaire for children in primary stages (01)

01 Your experience by percentage (sharing)

| Q No. | Question | Response Count | Agree % | Disagree % | Don't know % | Didn't answer % |
|-------|---|----------------|---------|------------|--------------|-----------------|
| 4 | I feel safe when I am at school. | 149 | 86.58 | 0.00 | 9.40 | 4.03 |
| 5 | My school helps me to feel safe. | 149 | 79.87 | 2.68 | 13.42 | 4.03 |
| 6 | I have someone in my school I can speak to if I am upset or worried about something. | 149 | 86.58 | 2.01 | 10.07 | 1.34 |
| 7 | Staff treat me fairly and with respect. | 149 | 87.25 | 2.01 | 8.72 | 2.01 |
| 8 | Other children treat me fairly and with respect. | 149 | 67.79 | 5.37 | 25.50 | 1.34 |
| 9 | My school helps me to understand and respect other people. | 149 | 89.93 | 1.34 | 6.71 | 2.01 |
| 10 | My school is helping me to become confident. | 149 | 83.22 | 2.01 | 12.08 | 2.68 |
| 11 | My school teaches me how to lead a healthy lifestyle. | 149 | 86.58 | 1.34 | 10.74 | 1.34 |
| 12 | There are lots of chances at my school for me to get regular exercise. | 149 | 85.23 | 2.01 | 11.41 | 1.34 |
| 13 | My school offers me the opportunity to take part in activities in school beyond the classroom and timetabled day. | 149 | 83.89 | 0.67 | 13.42 | 2.01 |
| 14 | I have the opportunity to discuss my achievements outwith school with an adult in school who knows me well. | 149 | 79.19 | 4.70 | 13.42 | 2.68 |
| 15 | My school listens to my views. | 149 | 75.17 | 0.67 | 21.48 | 2.68 |
| 16 | My school takes my views into account. | 149 | 62.42 | 2.01 | 32.21 | 3.36 |
| 17 | I feel comfortable approaching staff with questions or suggestions. | 149 | 76.51 | 6.04 | 15.44 | 2.01 |
| 18 | Staff help me to understand how I am progressing in my school work. | 149 | 88.59 | 1.34 | 8.05 | 2.01 |
| 19 | My homework helps me to understand and improve my work in school. | 149 | 47.65 | 12.08 | 38.26 | 2.01 |

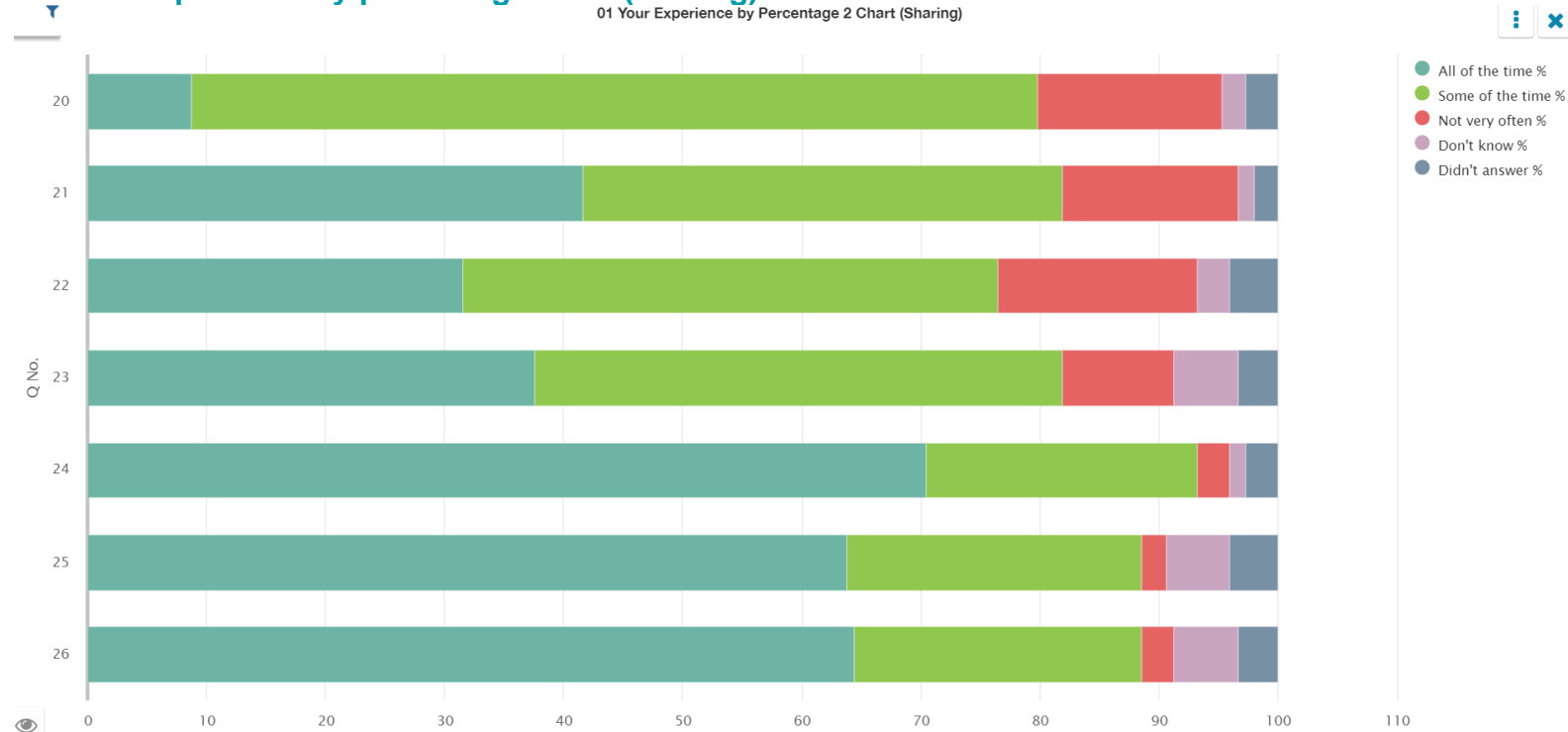
01 Your experience by percentage chart (sharing)



01 Your experience by percentage 2 (sharing)

| Q No. | Question | Response Count | All of the time % | Some of the time % | Not very often % | Don't know % | Didn't answer % |
|-------|---|----------------|-------------------|--------------------|------------------|--------------|-----------------|
| 20 | Other children behave well. | 149 | 8.72 | 71.14 | 15.44 | 2.01 | 2.68 |
| 21 | My teachers ask me about what things I want to learn in school. | 149 | 41.61 | 40.27 | 14.77 | 1.34 | 2.01 |
| 22 | I enjoy learning at school. | 149 | 31.54 | 44.97 | 16.78 | 2.68 | 4.03 |
| 23 | I feel that my work in school is hard enough. | 149 | 37.58 | 44.30 | 9.40 | 5.37 | 3.36 |
| 24 | I know who to ask to get help if I find my work too hard. | 149 | 70.47 | 22.82 | 2.68 | 1.34 | 2.68 |
| 25 | I am encouraged by staff to do the best I can. | 149 | 63.76 | 24.83 | 2.01 | 5.37 | 4.03 |
| 26 | I am happy with the quality of teaching in my school. | 149 | 64.43 | 24.16 | 2.68 | 5.37 | 3.36 |

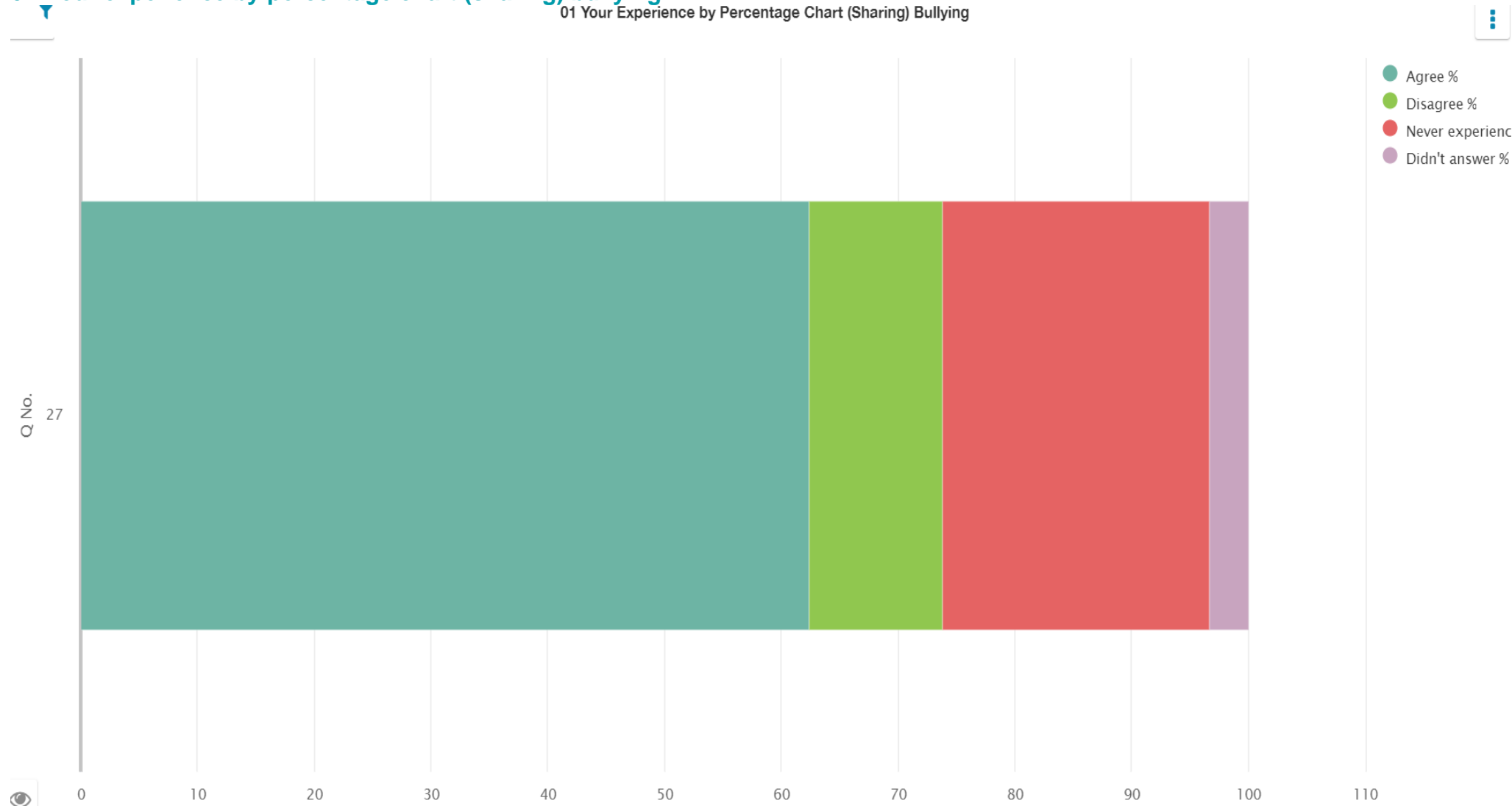
01 Your experience by percentage chart (sharing)



01 Your experience by percentage (sharing) bullying

| Q No. | Question | Response Count | Agree % | Disagree % | Never experienced % | Didn't answer % |
|-------|---|----------------|---------|------------|---------------------|-----------------|
| 27 | My school deals well with any bullying. | 149 | 62.42 | 11.41 | 22.82 | 3.36 |

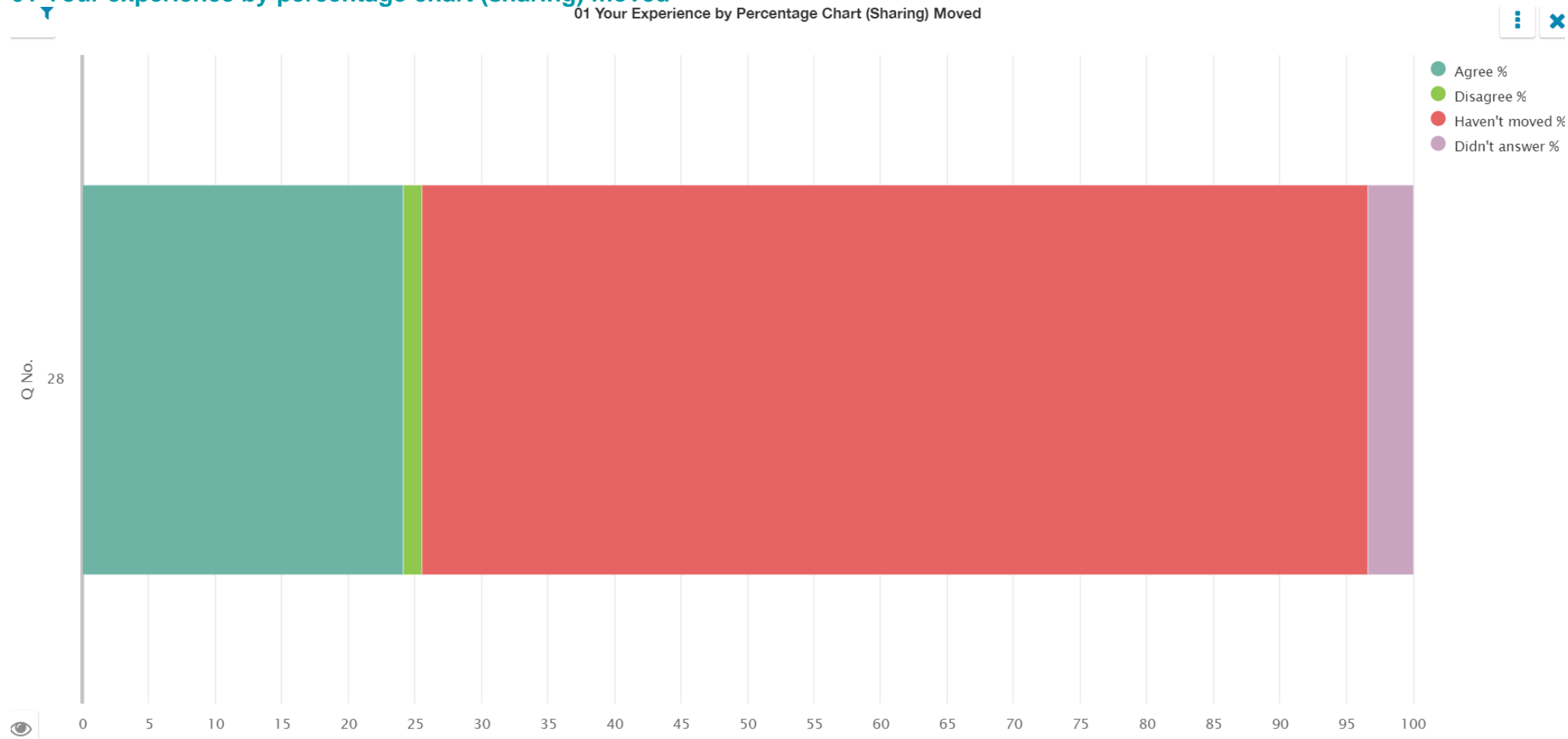
01 Your experience by percentage chart (sharing) bullying



01 Your experience by percentage (sharing) moved

| Q No. | Question | Response Count | Agree % | Disagree % | Haven't moved % | Didn't answer % |
|-------|---|----------------|---------|------------|-----------------|-----------------|
| 28 | I was well supported if I moved to a new school within the last year. | 149 | 24.16 | 1.34 | 71.14 | 3.36 |

01 Your experience by percentage chart (sharing) moved



Questionnaire for parents/carers of children in primary stages (04)

04 Your experience by percentage (sharing)

| Q No. | Question | Response Count | Strongly agree % | Agree % | Disagree % | Strongly disagree % | Don't know % | Didn't answer % |
|-------|--|----------------|------------------|---------|------------|---------------------|--------------|-----------------|
| 4 | My child likes being at this school. | 61 | 50.82 | 44.26 | 3.28 | 0.00 | 0.00 | 1.64 |
| 5 | Staff treat my child fairly and with respect. | 61 | 67.21 | 27.87 | 0.00 | 0.00 | 3.28 | 1.64 |
| 6 | I feel that my child is safe at the school. | 61 | 62.30 | 31.15 | 0.00 | 1.64 | 1.64 | 3.28 |
| 7 | The school helps my child to feel confident. | 61 | 57.38 | 31.15 | 3.28 | 0.00 | 4.92 | 3.28 |
| 8 | I feel staff really know my child as an individual. | 61 | 44.26 | 45.90 | 1.64 | 1.64 | 4.92 | 1.64 |
| 9 | My child finds their learning activities hard enough. | 61 | 36.07 | 37.70 | 3.28 | 6.56 | 11.48 | 4.92 |
| 10 | My child receives the help he/she needs to do well. | 61 | 54.10 | 32.79 | 1.64 | 0.00 | 9.84 | 1.64 |
| 11 | My child is encouraged by the school to be healthy and take regular exercise. | 61 | 57.38 | 34.43 | 0.00 | 0.00 | 4.92 | 3.28 |
| 12 | The school supports my child's emotional wellbeing. | 61 | 47.54 | 47.54 | 0.00 | 0.00 | 3.28 | 1.64 |
| 13 | My child is making good progress at the school. | 61 | 49.18 | 39.34 | 8.20 | 0.00 | 1.64 | 1.64 |
| 14 | I receive helpful, regular feedback about how my child is learning and developing e.g. informal feedback, reports and learning profiles. | 61 | 42.62 | 40.98 | 14.75 | 0.00 | 0.00 | 1.64 |
| 15 | The information I receive about how my child is doing reaches me at the right time. | 61 | 42.62 | 36.07 | 9.84 | 0.00 | 9.84 | 1.64 |
| 16 | I understand how my child's progress is assessed. | 61 | 34.43 | 47.54 | 6.56 | 1.64 | 8.20 | 1.64 |
| 17 | The school gives me advice on how to support my child's learning at home. | 61 | 37.70 | 44.26 | 11.48 | 0.00 | 4.92 | 1.64 |
| 18 | The school organises activities where my child and I can learn together. | 61 | 47.54 | 44.26 | 4.92 | 0.00 | 1.64 | 1.64 |
| 19 | The school takes my views into account when making changes. | 61 | 47.54 | 37.70 | 3.28 | 0.00 | 9.84 | 1.64 |
| 20 | I feel comfortable approaching the school with questions, suggestions and/or a problem. | 61 | 70.49 | 22.95 | 1.64 | 0.00 | 1.64 | 3.28 |
| 21 | I feel encouraged to be involved in the work of the Parent Council and/or parent association. | 61 | 45.90 | 36.07 | 3.28 | 0.00 | 11.48 | 3.28 |
| 22 | I am kept informed about the work of the Parent Council and/or parent association. | 61 | 50.82 | 37.70 | 4.92 | 0.00 | 3.28 | 3.28 |

| Q No. | Question (cont.) | Response Count | Strongly agree % | Agree % | Disagree % | Strongly disagree % | Don't know % | Didn't answer % |
|-------|--|----------------|------------------|---------|------------|---------------------|--------------|-----------------|
| 23 | I am satisfied with the quality of teaching in the school. | 61 | 57.38 | 32.79 | 0.00 | 0.00 | 3.28 | 6.56 |
| 24 | The school is well led and managed. | 61 | 63.93 | 26.23 | 1.64 | 0.00 | 1.64 | 6.56 |
| 25 | The school encourages children to treat others with respect. | 61 | 65.57 | 22.95 | 1.64 | 0.00 | 1.64 | 8.20 |
| 26 | I would recommend the school to other parents. | 61 | 65.57 | 21.31 | 0.00 | 0.00 | 4.92 | 8.20 |
| 27 | Overall, I am satisfied with the school. | 61 | 62.30 | 27.87 | 1.64 | 0.00 | 1.64 | 6.56 |

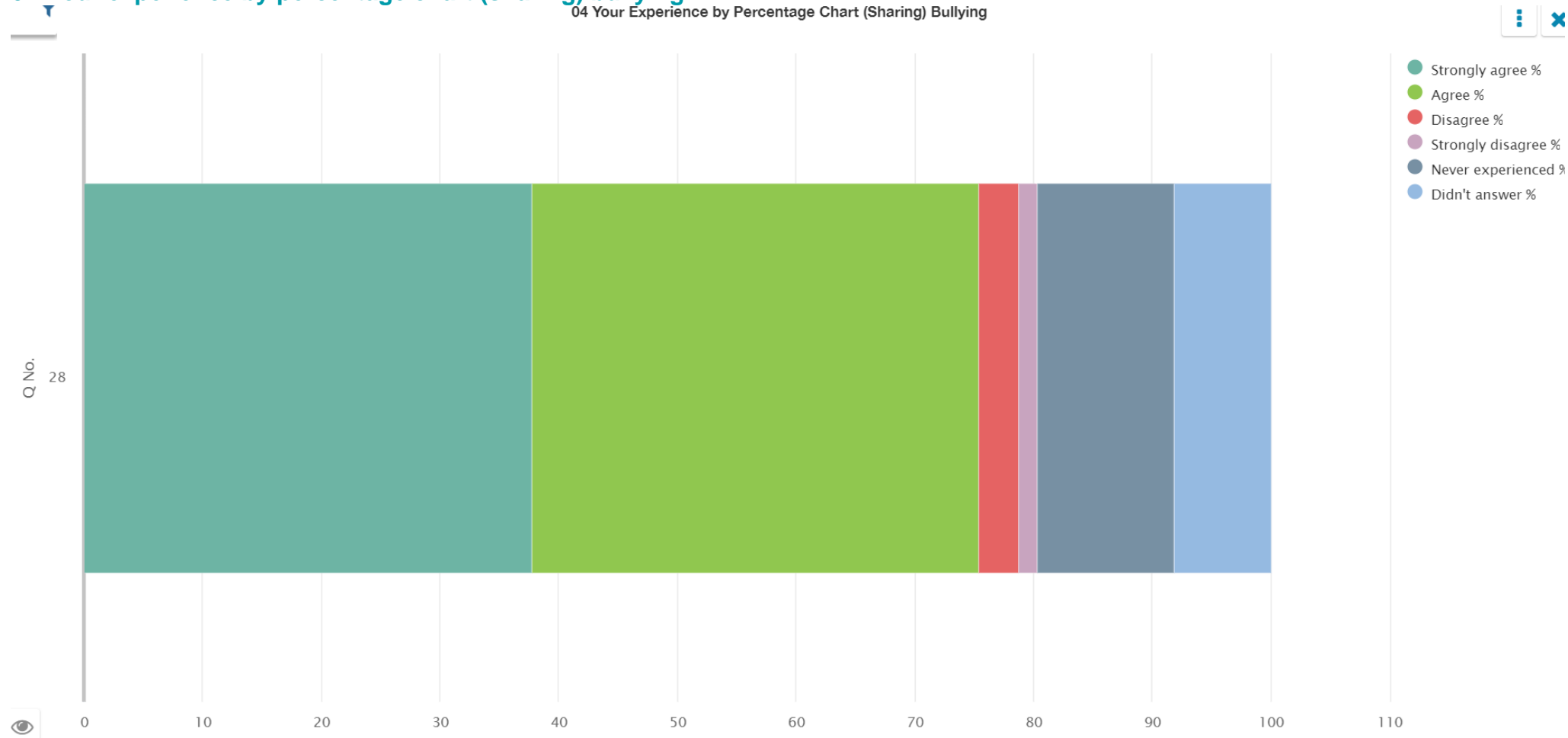
04 Your experience by percentage chart (sharing)



04 Your experience by percentage (sharing) bullying

| Q No. | Question | Response Count | Strongly agree % | Agree % | Disagree % | Strongly disagree % | Never experienced % | Didn't answer % |
|-------|--|----------------|------------------|---------|------------|---------------------|---------------------|-----------------|
| 28 | The school deals well with any bullying. | 61 | 37.70 | 37.70 | 3.28 | 1.64 | 11.48 | 8.20 |

04 Your experience by percentage chart (sharing) bullying



Questionnaire for school teachers (10)

10 Your experience by percentage (sharing)

| Q No. | Question | Response Count | Strongly agree % | Agree % | Disagree % | Strongly disagree % | Don't know % | N/A % | Didn't answer % |
|-------|---|----------------|------------------|---------|------------|---------------------|--------------|-------|-----------------|
| 2 | I find it rewarding to be a member of staff at this school. | 15 | 53.33 | 40.00 | 0.00 | 0.00 | 6.67 | 0.00 | 0.00 |
| 3 | I feel a valued part of the school's community. | 15 | 60.00 | 33.33 | 0.00 | 0.00 | 6.67 | 0.00 | 0.00 |
| 4 | I am encouraged to learn and share practice with colleagues from other schools. | 15 | 13.33 | 73.33 | 0.00 | 0.00 | 6.67 | 6.67 | 0.00 |
| 5 | I am given the opportunity to learn and share practice with colleagues from other schools. | 15 | 13.33 | 73.33 | 0.00 | 0.00 | 6.67 | 6.67 | 0.00 |
| 6 | I have a clear understanding of the social, cultural and economic context of the school. | 15 | 53.33 | 40.00 | 0.00 | 0.00 | 6.67 | 0.00 | 0.00 |
| 7 | I feel appropriately supported by the school to undertake my role. | 15 | 53.33 | 40.00 | 0.00 | 0.00 | 6.67 | 0.00 | 0.00 |
| 8 | I am supported to engage in professional learning. | 15 | 46.67 | 46.67 | 0.00 | 0.00 | 6.67 | 0.00 | 0.00 |
| 9 | My professional learning enables me to reflect on and improve my practice. | 15 | 53.33 | 40.00 | 0.00 | 0.00 | 6.67 | 0.00 | 0.00 |
| 10 | I have regular opportunities to undertake leadership roles. | 15 | 53.33 | 26.67 | 6.67 | 6.67 | 6.67 | 0.00 | 0.00 |
| 11 | I have opportunities to be involved in agreeing priorities for the school. | 15 | 53.33 | 40.00 | 0.00 | 0.00 | 6.67 | 0.00 | 0.00 |
| 12 | I am actively involved in the school's ongoing self-evaluation. | 15 | 73.33 | 20.00 | 0.00 | 0.00 | 6.67 | 0.00 | 0.00 |
| 13 | GTCS standards are used to support professional dialogue. | 15 | 40.00 | 53.33 | 0.00 | 0.00 | 6.67 | 0.00 | 0.00 |
| 14 | I use information, including data, effectively to identify and reduce inequalities in children's and young people's outcomes. | 15 | 46.67 | 46.67 | 0.00 | 0.00 | 6.67 | 0.00 | 0.00 |
| 15 | I understand how to apply the school's procedures relating to child protection and safeguarding. | 15 | 86.67 | 6.67 | 0.00 | 0.00 | 6.67 | 0.00 | 0.00 |
| 16 | The school's vision and values underpins my work. | 15 | 73.33 | 20.00 | 0.00 | 0.00 | 6.67 | 0.00 | 0.00 |
| 17 | Staff treat all children and young people fairly and with respect. | 15 | 73.33 | 20.00 | 0.00 | 0.00 | 6.67 | 0.00 | 0.00 |

| Q No. | Question (cont.) | Response Count | Strongly agree % | Agree % | Disagree % | Strongly disagree % | Don't know % | N/A % | Didn't answer % |
|-------|---|----------------|------------------|---------|------------|---------------------|--------------|-------|-----------------|
| 18 | Colleagues treat each other with respect. | 15 | 60.00 | 33.33 | 0.00 | 0.00 | 6.67 | 0.00 | 0.00 |
| 19 | Children and young people are encouraged and supported to treat others with respect. | 15 | 73.33 | 20.00 | 0.00 | 0.00 | 6.67 | 0.00 | 0.00 |
| 20 | Children and young people are well behaved. | 15 | 6.67 | 86.67 | 0.00 | 0.00 | 6.67 | 0.00 | 0.00 |
| 21 | The school deals effectively with any bullying. | 15 | 46.67 | 46.67 | 0.00 | 0.00 | 6.67 | 0.00 | 0.00 |
| 22 | I am provided with feedback when I report an incident. | 15 | 20.00 | 73.33 | 0.00 | 0.00 | 6.67 | 0.00 | 0.00 |
| 23 | Staff at all levels within the school communicate effectively with each other. | 15 | 60.00 | 33.33 | 0.00 | 0.00 | 6.67 | 0.00 | 0.00 |
| 24 | The school's arrangements for engaging parents in their child's learning are effective. | 15 | 60.00 | 33.33 | 0.00 | 0.00 | 6.67 | 0.00 | 0.00 |
| 25 | The school is well led and managed. | 15 | 60.00 | 33.33 | 0.00 | 0.00 | 6.67 | 0.00 | 0.00 |
| 26 | Collaborative working across the school is effective in taking forward improvement. | 15 | 66.67 | 26.67 | 0.00 | 0.00 | 6.67 | 0.00 | 0.00 |
| 27 | Children and young people are engaged in their learning. | 15 | 6.67 | 80.00 | 0.00 | 0.00 | 13.33 | 0.00 | 0.00 |
| 28 | I give children and young people regular feedback which helps them to progress. | 15 | 40.00 | 46.67 | 0.00 | 0.00 | 6.67 | 6.67 | 0.00 |
| 29 | Children and young people are provided with experiences which meet their learning needs. | 15 | 40.00 | 53.33 | 0.00 | 0.00 | 6.67 | 0.00 | 0.00 |
| 30 | Children and young people are involved in talking about and planning their learning. | 15 | 6.67 | 80.00 | 0.00 | 0.00 | 6.67 | 6.67 | 0.00 |
| 31 | Children and young people are involved in setting their learning targets. | 15 | 86.67 | 6.67 | 0.00 | 0.00 | 6.67 | 0.00 | 0.00 |
| 32 | Children and young people have the opportunity to lead their learning. | 15 | 26.67 | 66.67 | 0.00 | 0.00 | 6.67 | 0.00 | 0.00 |
| 33 | I receive appropriate support for planning, preparation and assessment. | 15 | 60.00 | 33.33 | 0.00 | 0.00 | 6.67 | 0.00 | 0.00 |
| 34 | The school has effective strategies to support children and young people with their learning, including those requiring additional support. | 15 | 46.67 | 46.67 | 0.00 | 0.00 | 6.67 | 0.00 | 0.00 |
| 35 | Staff have a shared understanding of their 'responsibility of all' in literacy and numeracy and health and wellbeing. | 15 | 46.67 | 46.67 | 0.00 | 0.00 | 6.67 | 0.00 | 0.00 |

| Q No. | Question (cont.) | Response Count | Strongly agree % | Agree % | Disagree % | Strongly disagree % | Don't know % | N/A % | Didn't answer % |
|-------|--|----------------|------------------|---------|------------|---------------------|--------------|-------|-----------------|
| 36 | Moderation activities are helping me to make sound professional judgements. | 15 | 33.33 | 40.00 | 20.00 | 0.00 | 0.00 | 0.00 | 6.67 |
| 37 | I have regular opportunities to help shape the curriculum through discussions with colleagues, parents and partners. | 15 | 33.33 | 53.33 | 0.00 | 0.00 | 6.67 | 6.67 | 0.00 |
| 38 | I am aware of and involved in the school's strategies for raising attainment for all. | 15 | 46.67 | 46.67 | 0.00 | 0.00 | 6.67 | 0.00 | 0.00 |

10 Your experience by percentage chart (sharing)

