

Whitburn Academy

Pre-inspection questionnaire summary report Inspection week: 11 November 2019

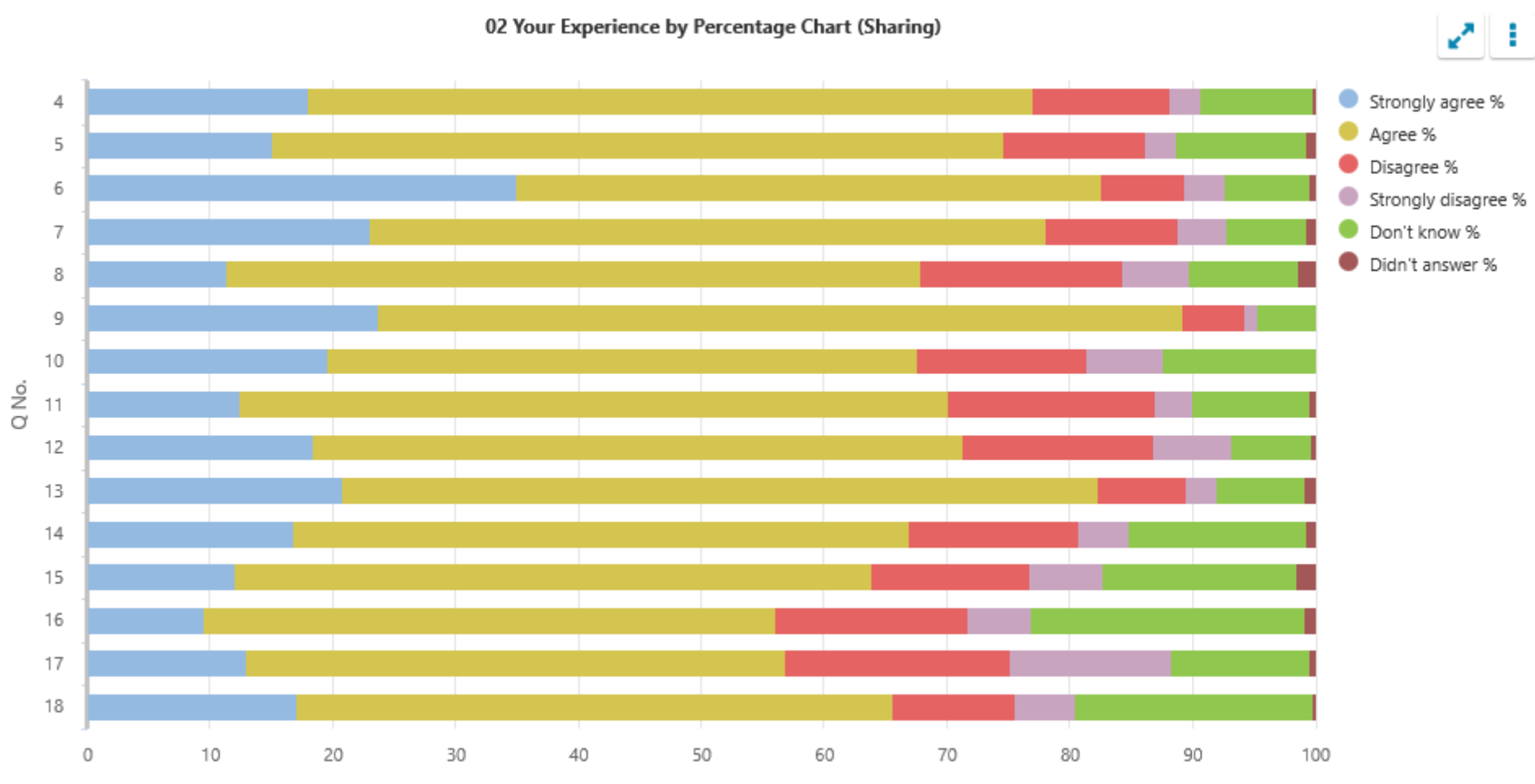
Questionnaire for young people in secondary stages (02)

02 Your experience by percentage (sharing)

| Q No. | Question | Response Count | Strongly agree % | Agree % | Disagree % | Strongly disagree % | Don't know % | Didn't answer % |
|-------|---|----------------|------------------|---------|------------|---------------------|--------------|-----------------|
| 4 | I feel safe when I am at school. | 737 | 18.05 | 59.02 | 11.13 | 2.58 | 9.09 | 0.14 |
| 5 | My school helps me to feel safe. | 737 | 15.06 | 59.57 | 11.53 | 2.58 | 10.58 | 0.68 |
| 6 | I have someone in my school I can speak to if I am upset or worried about something. | 737 | 35.01 | 47.63 | 6.78 | 3.26 | 6.92 | 0.41 |
| 7 | Staff treat me fairly and with respect. | 737 | 23.07 | 55.09 | 10.72 | 3.93 | 6.51 | 0.68 |
| 8 | Other young people treat me fairly and with respect. | 737 | 11.4 | 56.45 | 16.55 | 5.43 | 8.82 | 1.36 |
| 9 | My school helps me to understand and respect other people. | 737 | 23.74 | 65.54 | 5.02 | 1.09 | 4.61 | 0 |
| 10 | My school is helping me to become confident. | 737 | 19.67 | 48.03 | 13.7 | 6.24 | 12.35 | 0 |
| 11 | My school teaches me how to lead a healthy lifestyle. | 737 | 12.48 | 57.67 | 16.82 | 3.12 | 9.5 | 0.41 |
| 12 | There are lots of chances at my school for me to get regular exercise. | 737 | 18.45 | 52.92 | 15.47 | 6.38 | 6.51 | 0.27 |
| 13 | My school offers me the opportunity to take part in activities in school beyond the classroom and timetabled day. | 737 | 20.76 | 61.6 | 7.19 | 2.44 | 7.19 | 0.81 |
| 14 | I have the opportunity to discuss my achievements outwith school with an adult in school who knows me well. | 737 | 16.82 | 50.2 | 13.7 | 4.21 | 14.38 | 0.68 |
| 15 | My school listens to my views. | 737 | 12.08 | 51.83 | 12.89 | 5.97 | 15.74 | 1.49 |
| 16 | My school takes my views into account. | 737 | 9.5 | 46.54 | 15.74 | 5.16 | 22.25 | 0.81 |
| 17 | My homework helps me to understand and improve my work in school. | 737 | 13.03 | 43.83 | 18.32 | 13.16 | 11.26 | 0.41 |
| 18 | I was given good advice to make choices about taking the subjects that are right for me. | 737 | 17.1 | 48.58 | 9.91 | 4.88 | 19.4 | 0.14 |

02 Your experience by percentage chart (sharing)

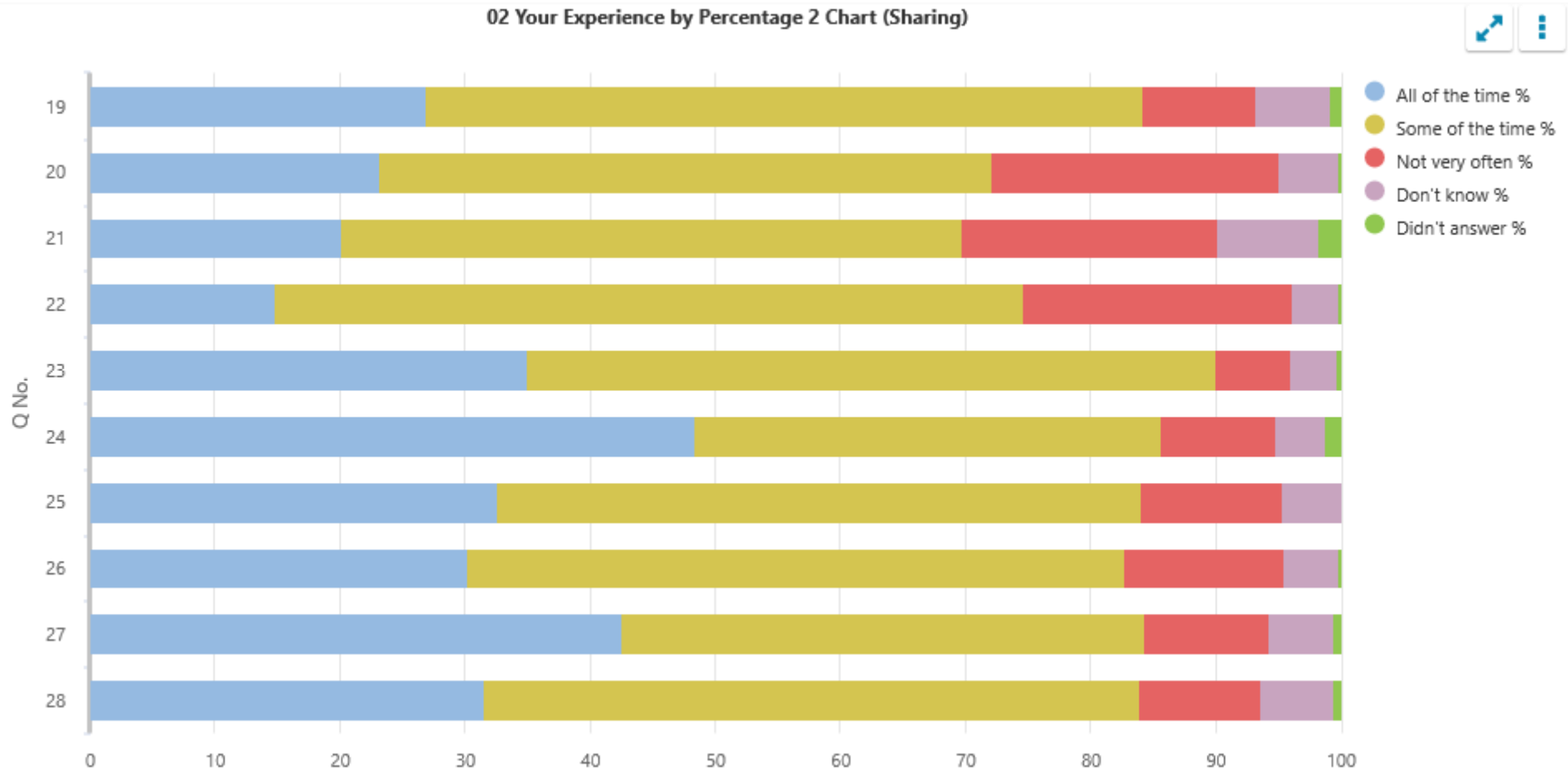
02 Your Experience by Percentage Chart (Sharing)



02 Your experience by percentage 2 (sharing)

| Q No. | Question | Response Count | All of the time % | Some of the time % | Not very often % | Don't know % | Didn't answer % |
|-------|---|----------------|-------------------|--------------------|------------------|--------------|-----------------|
| 19 | Staff help young people to be responsible for their own behaviour. | 737 | 26.87 | 57.39 | 8.96 | 5.97 | 0.81 |
| 20 | I feel comfortable approaching staff with questions or suggestions. | 737 | 23.2 | 48.98 | 22.93 | 4.75 | 0.14 |
| 21 | I am given the opportunity to influence what and how I learn. | 737 | 20.22 | 49.53 | 20.49 | 8.01 | 1.76 |
| 22 | I enjoy learning at school. | 737 | 14.79 | 59.84 | 21.57 | 3.66 | 0.14 |
| 23 | I feel that my work in school is hard enough. | 737 | 35.01 | 55.09 | 5.97 | 3.66 | 0.27 |
| 24 | I know who to ask to get help if I find my work too hard. | 737 | 48.44 | 37.18 | 9.23 | 3.93 | 1.22 |
| 25 | Staff help me to understand how I am progressing in my school work. | 737 | 32.56 | 51.56 | 11.26 | 4.61 | 0 |
| 26 | The feedback I receive on my work helps me to improve my learning. | 737 | 30.26 | 52.51 | 12.75 | 4.34 | 0.14 |
| 27 | I am encouraged by staff to do the best I can. | 737 | 42.61 | 41.79 | 9.91 | 5.16 | 0.54 |
| 28 | I am happy with the quality of teaching in my school. | 737 | 31.61 | 52.37 | 9.63 | 5.83 | 0.54 |

02 Your experience by percentage 2 chart (sharing)

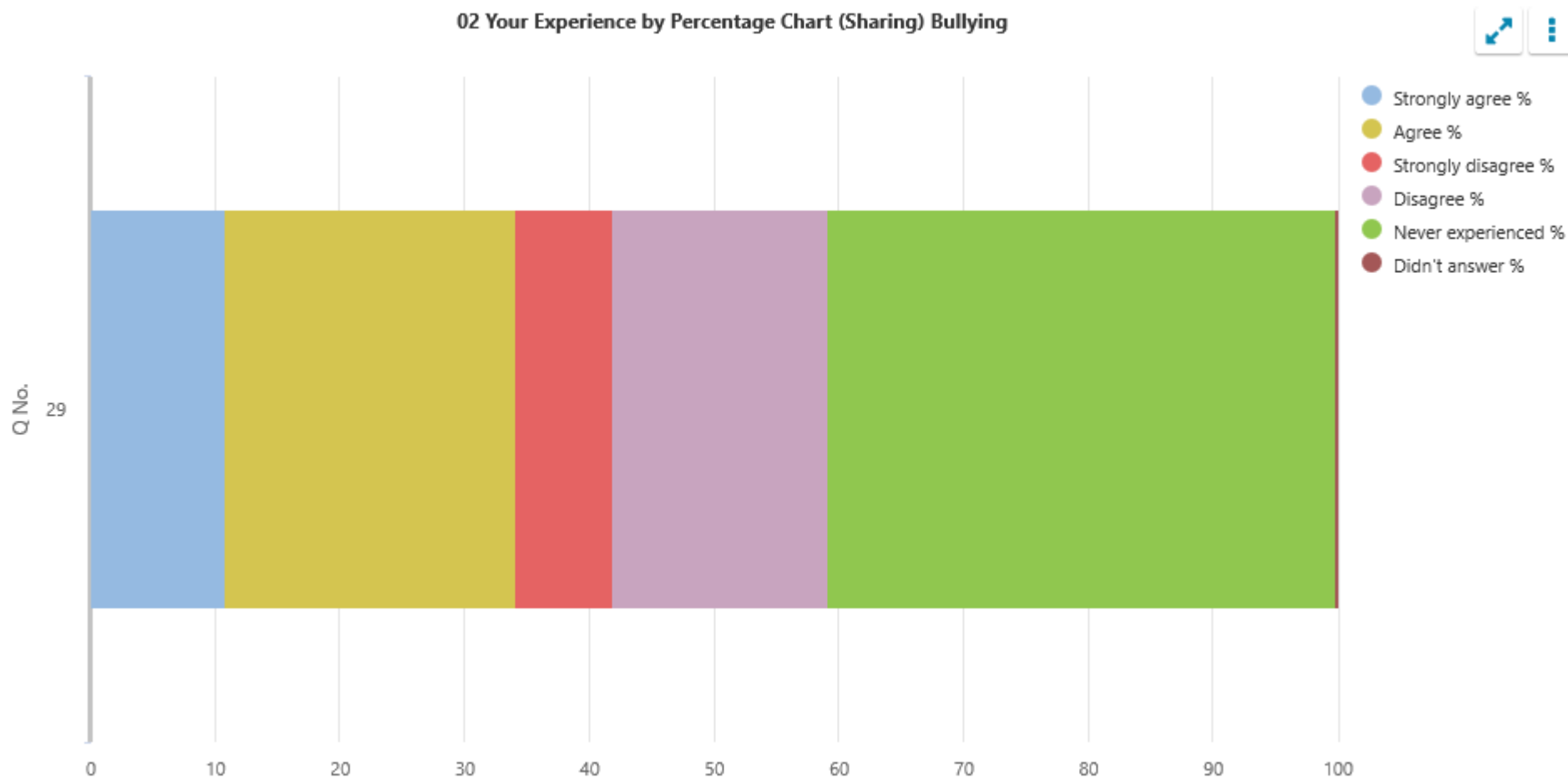


02 Your experience by percentage (sharing) bullying

| Q No. | Question | Response Count | Strongly agree % | Agree % | Disagree % | Strongly disagree % | Never experienced % | Didn't answer % |
|-------|---|----------------|------------------|---------|------------|---------------------|---------------------|-----------------|
| 29 | My school deals well with any bullying. | 737 | 10.85 | 23.34 | 17.23 | 7.73 | 40.71 | 0.14 |

02 Your experience by percentage chart (sharing) bullying

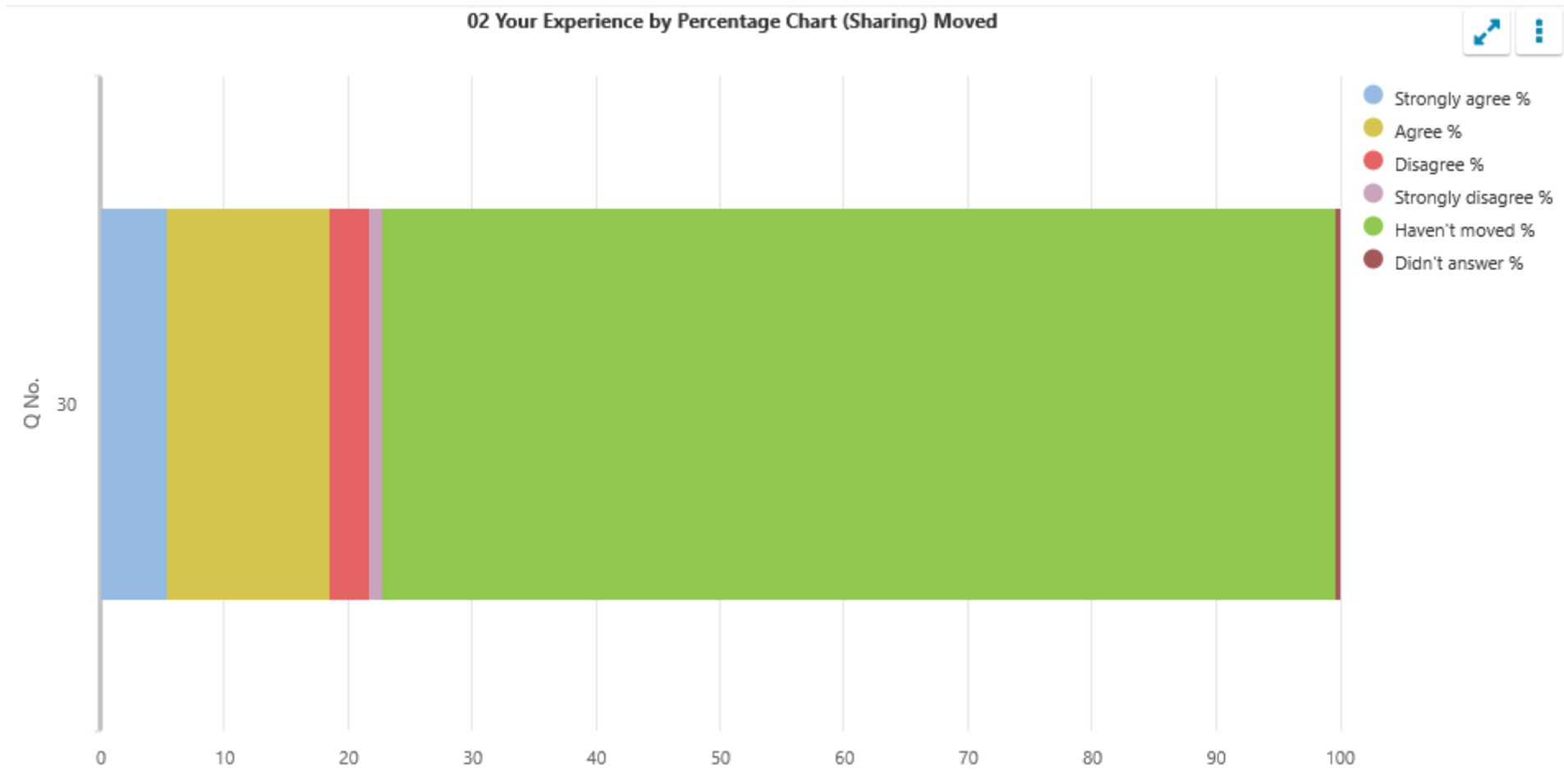
02 Your Experience by Percentage Chart (Sharing) Bullying



02 Your experience by percentage (sharing) moved

| Q No. | Question | Response Count | Strongly agree % | Agree % | Disagree % | Strongly disagree % | Haven't moved % | Didn't answer % |
|-------|---|----------------|------------------|---------|------------|---------------------|-----------------|-----------------|
| 30 | I was well supported if I moved to a new school within the last year. | 737 | 5.43 | 13.16 | 3.12 | 1.09 | 76.93 | 0.27 |

02 Your experience by percentage chart (sharing) moved



Questionnaire for parents/carers of children in secondary stages (05)

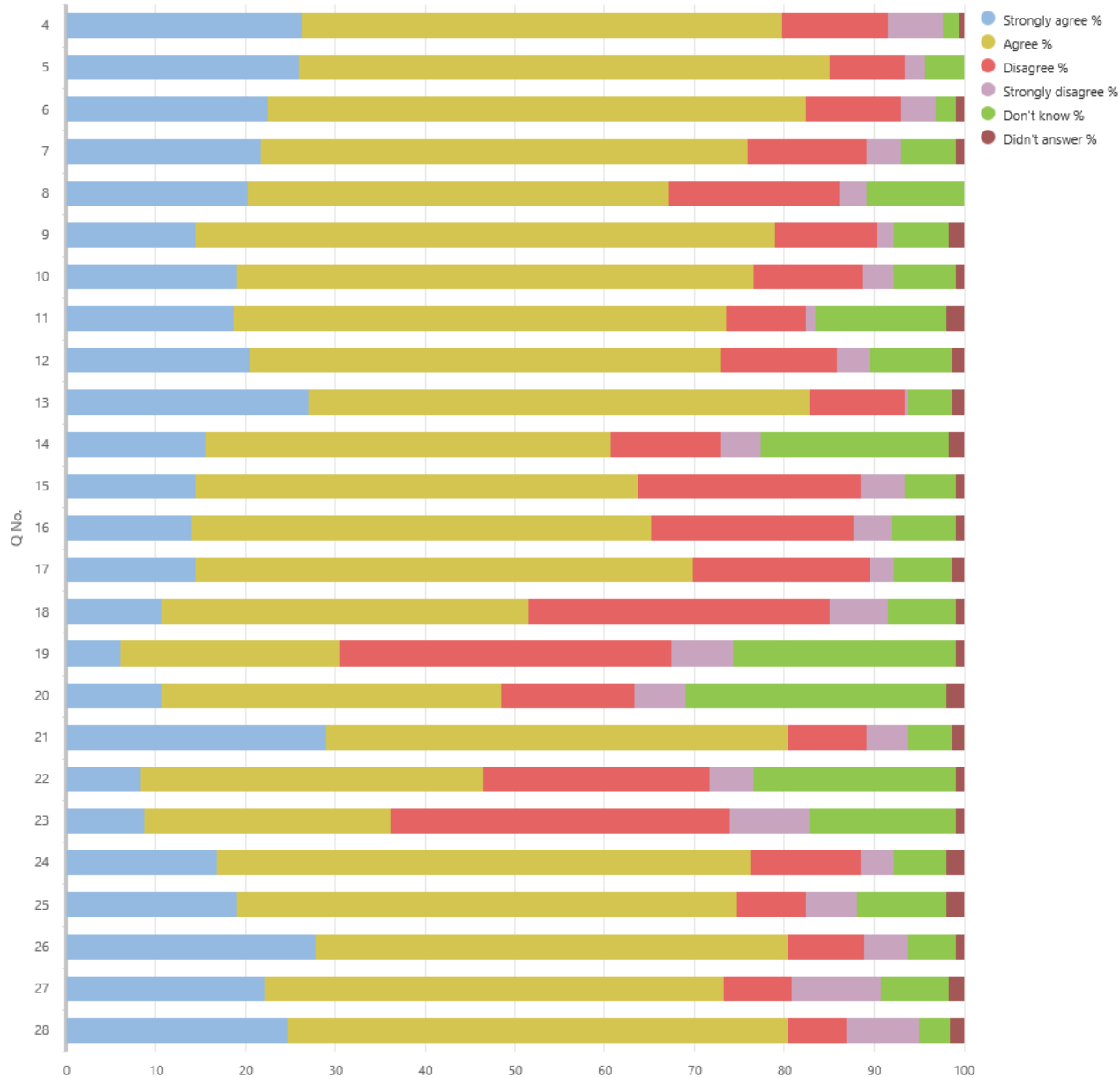
05 Your experience by percentage (sharing)

| Q No. | Question | Response Count | Strongly agree % | Agree % | Disagree % | Strongly disagree % | Don't know % | Didn't answer % |
|-------|--|----------------|------------------|---------|------------|---------------------|--------------|-----------------|
| 4 | My child likes being at this school. | 262 | 26.34 | 53.44 | 11.83 | 6.11 | 1.91 | 0.38 |
| 5 | Staff treat my child fairly and with respect. | 262 | 25.95 | 59.16 | 8.4 | 2.29 | 4.2 | 0 |
| 6 | I feel that my child is safe at the school. | 262 | 22.52 | 59.92 | 10.69 | 3.82 | 2.29 | 0.76 |
| 7 | The school helps my child to feel confident. | 262 | 21.76 | 54.2 | 13.36 | 3.82 | 6.11 | 0.76 |
| 8 | I feel staff really know my child as an individual. | 262 | 20.23 | 46.95 | 19.08 | 3.05 | 10.69 | 0 |
| 9 | My child finds their learning activities hard enough. | 262 | 14.5 | 64.5 | 11.45 | 1.91 | 6.11 | 1.53 |
| 10 | My child receives the help he/she needs to do well. | 262 | 19.08 | 57.63 | 12.21 | 3.44 | 6.87 | 0.76 |
| 11 | My child is encouraged by the school to be healthy and take regular exercise. | 262 | 18.7 | 54.96 | 8.78 | 1.15 | 14.5 | 1.91 |
| 12 | The school supports my child's emotional wellbeing. | 262 | 20.61 | 52.29 | 12.98 | 3.82 | 9.16 | 1.15 |
| 13 | My child is making good progress at the school. | 262 | 27.1 | 55.73 | 10.69 | 0.38 | 4.96 | 1.15 |
| 14 | My child was well supported to make choices about taking the subjects that are right for them. | 262 | 15.65 | 45.04 | 12.21 | 4.58 | 20.99 | 1.53 |
| 15 | I receive helpful, regular feedback about how my child is learning and developing e.g. informal feedback, reports and learning profiles. | 262 | 14.5 | 49.24 | 24.81 | 4.96 | 5.73 | 0.76 |
| 16 | The information I receive about how my child is doing reaches me at the right time. | 262 | 14.12 | 51.15 | 22.52 | 4.2 | 7.25 | 0.76 |
| 17 | I understand how my child's progress is assessed. | 262 | 14.5 | 55.34 | 19.85 | 2.67 | 6.49 | 1.15 |
| 18 | The school gives me advice on how to support my child's learning at home. | 262 | 10.69 | 40.84 | 33.59 | 6.49 | 7.63 | 0.76 |
| 19 | The school organises activities where my child and I can learn together. | 262 | 6.11 | 24.43 | 37.02 | 6.87 | 24.81 | 0.76 |
| 20 | The school takes my views into account when making changes. | 262 | 10.69 | 37.79 | 14.89 | 5.73 | 29.01 | 1.91 |
| 21 | I feel comfortable approaching the school with questions, suggestions and/or a problem. | 262 | 29.01 | 51.53 | 8.78 | 4.58 | 4.96 | 1.15 |

| Q No. | Question (cont.) | Response Count | Strongly agree % | Agree % | Disagree % | Strongly disagree % | Don't know % | Didn't answer % |
|-------|---|----------------|------------------|---------|------------|---------------------|--------------|-----------------|
| 22 | I feel encouraged to be involved in the work of the Parent Council and/or parent association. | 262 | 8.4 | 38.17 | 25.19 | 4.96 | 22.52 | 0.76 |
| 23 | I am kept informed about the work of the Parent Council and/or parent association. | 262 | 8.78 | 27.48 | 37.79 | 8.78 | 16.41 | 0.76 |
| 24 | I am satisfied with the quality of teaching in the school. | 262 | 16.79 | 59.54 | 12.21 | 3.82 | 5.73 | 1.91 |
| 25 | The school is well led and managed. | 262 | 19.08 | 55.73 | 7.63 | 5.73 | 9.92 | 1.91 |
| 26 | The school encourages young people to treat others with respect. | 262 | 27.86 | 52.67 | 8.4 | 4.96 | 5.34 | 0.76 |
| 27 | I would recommend the school to other parents. | 262 | 22.14 | 51.15 | 7.63 | 9.92 | 7.63 | 1.53 |
| 28 | Overall, I am satisfied with the school. | 262 | 24.81 | 55.73 | 6.49 | 8.02 | 3.44 | 1.53 |

05 Your experience by percentage chart (sharing)

05 Your Experience by Percentage Chart (Sharing)

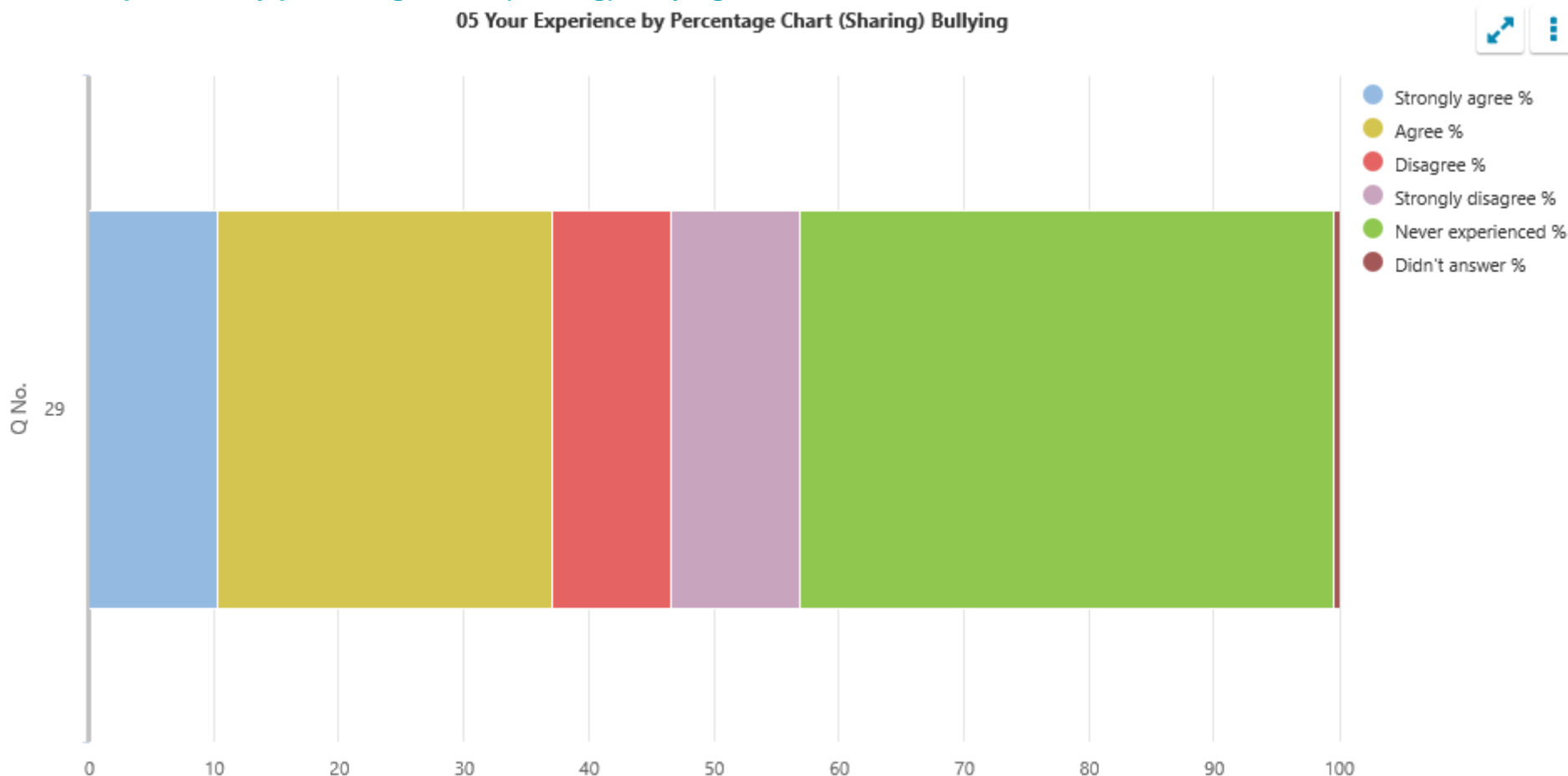


05 Your experience by percentage (sharing) bullying

| Q No. | Question | Response Count | Strongly agree % | Agree % | Disagree % | Strongly disagree % | Never experienced % | Didn't answer % |
|-------|---|----------------|------------------|---------|------------|---------------------|---------------------|-----------------|
| 29 | My child's school deals well with any bullying. | 262 | 10.31 | 26.72 | 9.54 | 10.31 | 42.75 | 0.38 |

05 Your experience by percentage chart (sharing) bullying

05 Your Experience by Percentage Chart (Sharing) Bullying

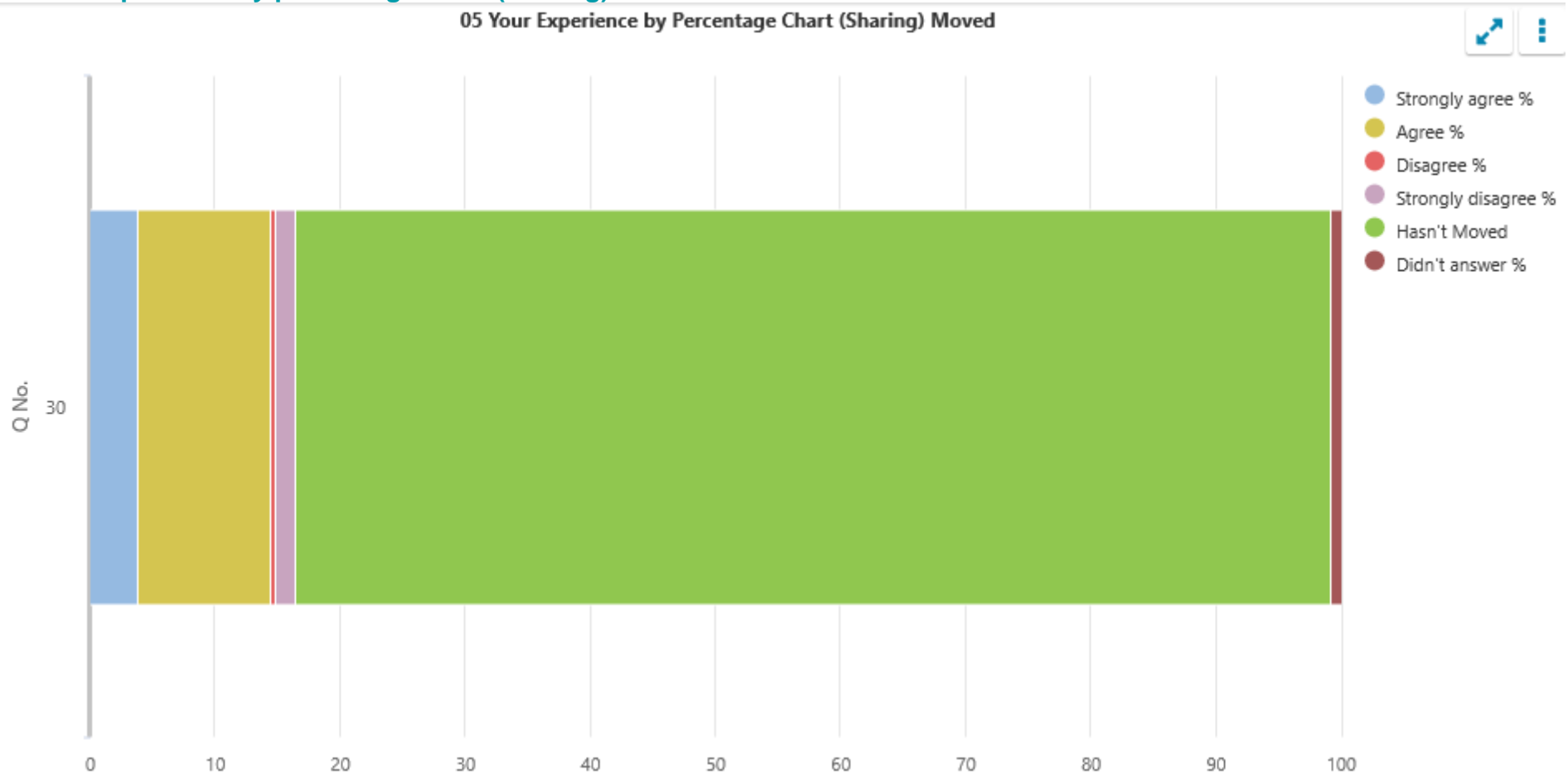


05 Your experience by percentage (sharing) moved

| Q No. | Question | Response Count | Strongly agree % | Agree % | Disagree % | Strongly disagree % | Hasn't Moved | Didn't answer % |
|-------|---|----------------|------------------|---------|------------|---------------------|--------------|-----------------|
| 30 | My child was well supported if they moved to a new school within the last year. | 262 | 3.82 | 10.69 | 0.38 | 1.53 | 82.82 | 0.76 |

05 Your experience by percentage chart (sharing) moved

05 Your Experience by Percentage Chart (Sharing) Moved



Questionnaire for partners with the school (06)

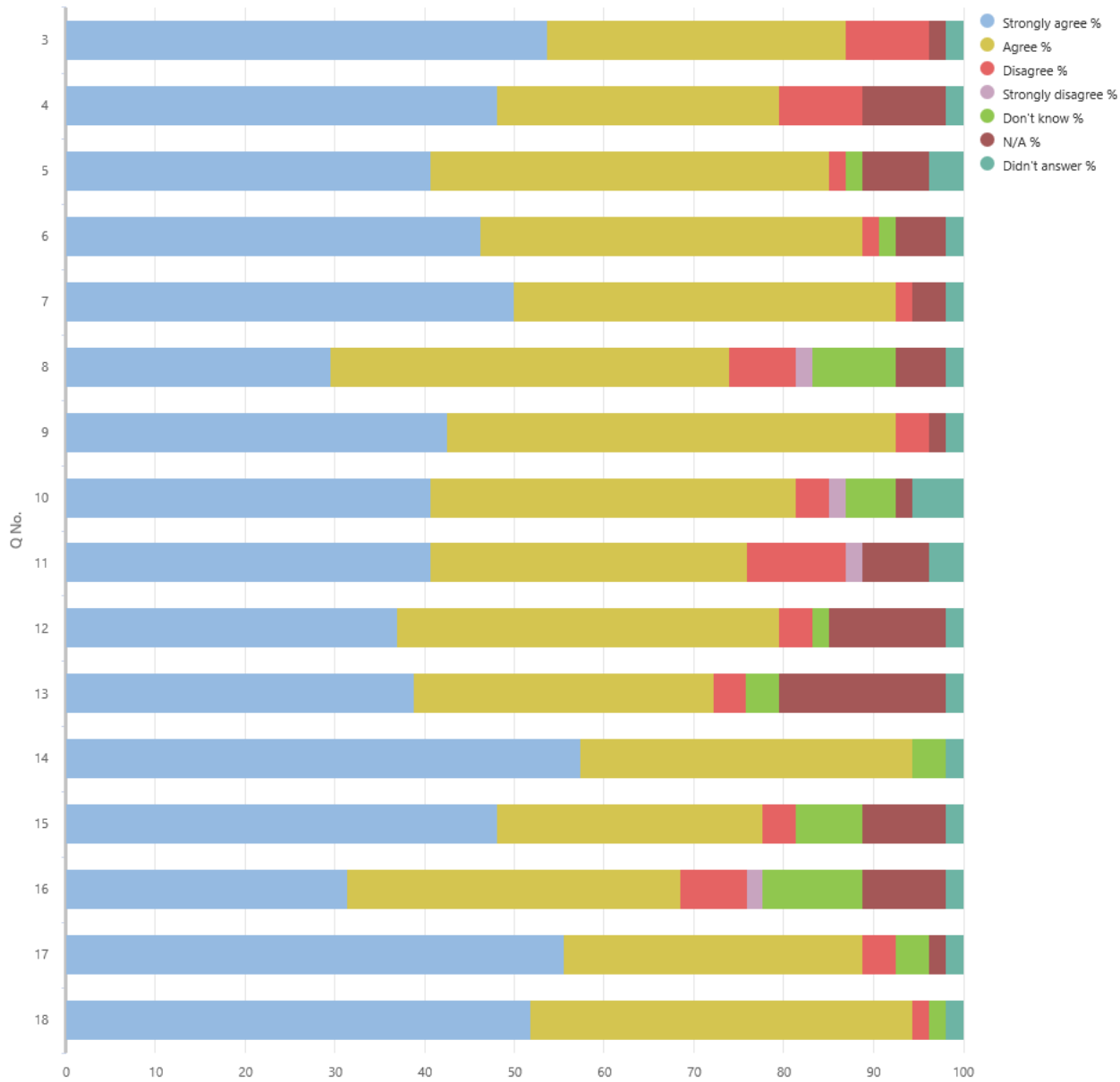
06 Your experience by percentage (sharing)

| Q No. | Question | Response Count | Strongly agree % | Agree % | Disagree % | Strongly disagree % | Don't know % | N/A % | Didn't answer % |
|-------|---|----------------|------------------|---------|------------|---------------------|--------------|-------|-----------------|
| 3 | My service/organisation works in partnership with the school on a regular basis. | 54 | 53.7 | 33.33 | 9.26 | 0 | 0 | 1.85 | 1.85 |
| 4 | We are aware of the school's procedures for reporting child protection and safeguarding concerns. | 54 | 48.15 | 31.48 | 9.26 | 0 | 0 | 9.26 | 1.85 |
| 5 | My service/organisation has a clear understanding of the school's strategies for raising attainment for all. | 54 | 40.74 | 44.44 | 1.85 | 0 | 1.85 | 7.41 | 3.7 |
| 6 | There are effective arrangements in place for jointly planning provision with the school. | 54 | 46.3 | 42.59 | 1.85 | 0 | 1.85 | 5.56 | 1.85 |
| 7 | There are effective arrangements for jointly delivering provision with the school. | 54 | 50 | 42.59 | 1.85 | 0 | 0 | 3.7 | 1.85 |
| 8 | My service/organisation is involved in the school's self-evaluation of our joint work. | 54 | 29.63 | 44.44 | 7.41 | 1.85 | 9.26 | 5.56 | 1.85 |
| 9 | Roles and responsibilities are clearly defined within the partnership. | 54 | 42.59 | 50 | 3.7 | 0 | 0 | 1.85 | 1.85 |
| 10 | Effective arrangements are in place to evaluate the impact of our partnership working. | 54 | 40.74 | 40.74 | 3.7 | 1.85 | 5.56 | 1.85 | 5.56 |
| 11 | My service/organisation is kept up to date with changes in the school which may affect the services we deliver. | 54 | 40.74 | 35.19 | 11.11 | 1.85 | 0 | 7.41 | 3.7 |
| 12 | The school provides my service/organisation with relevant information about the needs of children and young people. | 54 | 37.04 | 42.59 | 3.7 | 0 | 1.85 | 12.96 | 1.85 |
| 13 | Arrangements are in place to support my service/organisation to share relevant information about the progress of children and young people with the school. | 54 | 38.89 | 33.33 | 3.7 | 0 | 3.7 | 18.52 | 1.85 |
| 14 | The school values the contribution made by my service/organisation. | 54 | 57.41 | 37.04 | 0 | 0 | 3.7 | 0 | 1.85 |
| 15 | The school actively promotes my service/organisation to potential users, as appropriate. | 54 | 48.15 | 29.63 | 3.7 | 0 | 7.41 | 9.26 | 1.85 |

| Q No. | Question (cont.) | Response Count | Strongly agree % | Agree % | Disagree % | Strongly disagree % | Don't know % | N/A % | Didn't answer % |
|-------|---|----------------|------------------|---------|------------|---------------------|--------------|-------|-----------------|
| 16 | There are opportunities to network, share practice and participate in joint training and development with the school. | 54 | 31.48 | 37.04 | 7.41 | 1.85 | 11.11 | 9.26 | 1.85 |
| 17 | My service/organisation has a clear understanding of the social, cultural and economic context of the school. | 54 | 55.56 | 33.33 | 3.7 | 0 | 3.7 | 1.85 | 1.85 |
| 18 | Overall, partnership working with the school works well. | 54 | 51.85 | 42.59 | 1.85 | 0 | 1.85 | 0 | 1.85 |

06 Your experience by percentage chart (sharing)

06 Your Experience by Percentage Chart (Sharing)



Questionnaire for school support staff (09)

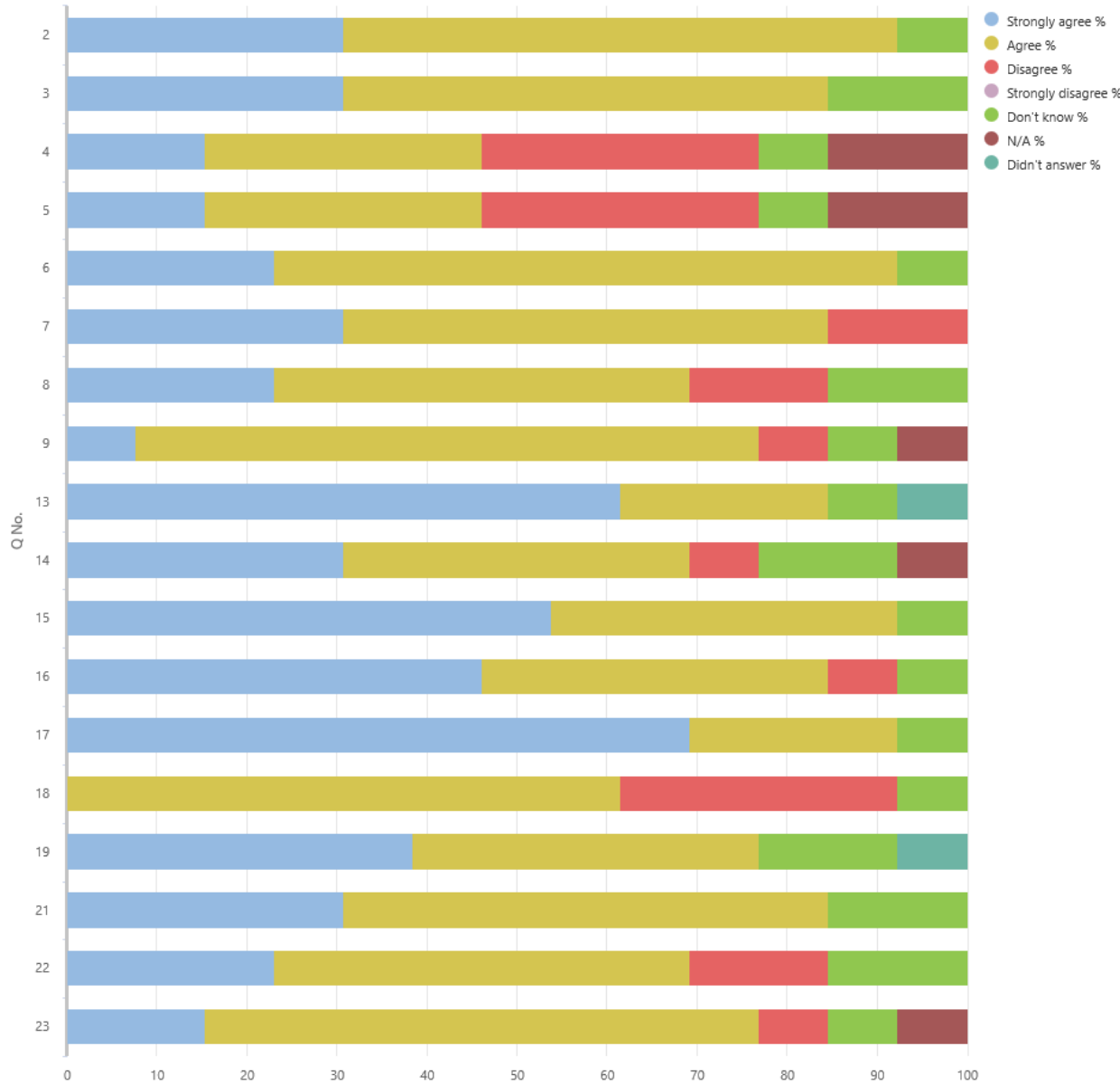
09 Your experience by percentage (sharing)

| Q No. | Question | Response Count | Strongly agree % | Agree % | Disagree % | Strongly disagree % | Don't know % | N/A % | Didn't answer % |
|-------|--|----------------|------------------|---------|------------|---------------------|--------------|-------|-----------------|
| 2 | I find it rewarding to be a member of staff at this school. | 13 | 30.77 | 61.54 | 0 | 0 | 7.69 | 0 | 0 |
| 3 | I feel a valued part of the school's community. | 13 | 30.77 | 53.85 | 0 | 0 | 15.38 | 0 | 0 |
| 4 | I am encouraged to learn and share practice with colleagues from other schools. | 13 | 15.38 | 30.77 | 30.77 | 0 | 7.69 | 15.38 | 0 |
| 5 | I am given the opportunity to learn and share practice with colleagues from other schools. | 13 | 15.38 | 30.77 | 30.77 | 0 | 7.69 | 15.38 | 0 |
| 6 | I have a clear understanding of the social, cultural and economic context of the school. | 13 | 23.08 | 69.23 | 0 | 0 | 7.69 | 0 | 0 |
| 7 | I feel appropriately supported by the school to undertake my role. | 13 | 30.77 | 53.85 | 15.38 | 0 | 0 | 0 | 0 |
| 8 | I am supported to take part in development opportunities. | 13 | 23.08 | 46.15 | 15.38 | 0 | 15.38 | 0 | 0 |
| 9 | My professional learning enables me to reflect on and improve my practice. | 13 | 7.69 | 69.23 | 7.69 | 0 | 7.69 | 7.69 | 0 |
| 10 | I have regular opportunities to undertake leadership roles. | 13 | 61.54 | 23.08 | 0 | 0 | 7.69 | 0 | 7.69 |
| 11 | I have opportunities to be involved in agreeing priorities for the school. | 13 | 30.77 | 38.46 | 7.69 | 0 | 15.38 | 7.69 | 0 |
| 12 | I am actively involved in the school's ongoing self-evaluation. | 13 | 53.85 | 38.46 | 0 | 0 | 7.69 | 0 | 0 |
| 13 | I understand how to apply the school's procedures relating to child protection and safeguarding. | 13 | 46.15 | 38.46 | 7.69 | 0 | 7.69 | 0 | 0 |
| 14 | The school's vision and values underpins my work. | 13 | 69.23 | 23.08 | 0 | 0 | 7.69 | 0 | 0 |
| 15 | Staff treat all children and young people fairly and with respect. | 13 | 0 | 61.54 | 30.77 | 0 | 7.69 | 0 | 0 |
| 16 | Colleagues treat each other with respect. | 13 | 30.77 | 61.54 | 0 | 0 | 7.69 | 0 | 0 |
| 17 | Children and young people are encouraged and supported to treat others with respect. | 13 | 30.77 | 53.85 | 0 | 0 | 15.38 | 0 | 0 |
| 18 | Children and young people are well behaved. | 13 | 15.38 | 30.77 | 30.77 | 0 | 7.69 | 15.38 | 0 |

| Q No. | Question (cont.) | Response Count | Strongly agree % | Agree % | Disagree % | Strongly disagree % | Don't know % | N/A % | Didn't answer % |
|-------|---|----------------|------------------|---------|------------|---------------------|--------------|-------|-----------------|
| 19 | The school deals effectively with any bullying. | 13 | 38.46 | 38.46 | 0 | 0 | 15.38 | 0 | 7.69 |
| 20 | I am provided with feedback when I report an incident. | 13 | 30.77 | 53.85 | 0 | 0 | 15.38 | 0 | 0 |
| 21 | Collaborative working across the school is effective in taking forward improvement. | 13 | 23.08 | 46.15 | 15.38 | 0 | 15.38 | 0 | 0 |
| 22 | Staff at all levels within the school communicate effectively with each other. | 13 | 15.38 | 61.54 | 7.69 | 0 | 7.69 | 7.69 | 0 |
| 23 | The school is well led and managed. | 13 | 38.46 | 38.46 | 0 | 0 | 15.38 | 0 | 7.69 |

09 Your experience by percentage chart (sharing)

09 Your Experience by Percentage Chart (Sharing)



Questionnaire for school teachers (10)

10 Your experience by percentage (sharing)

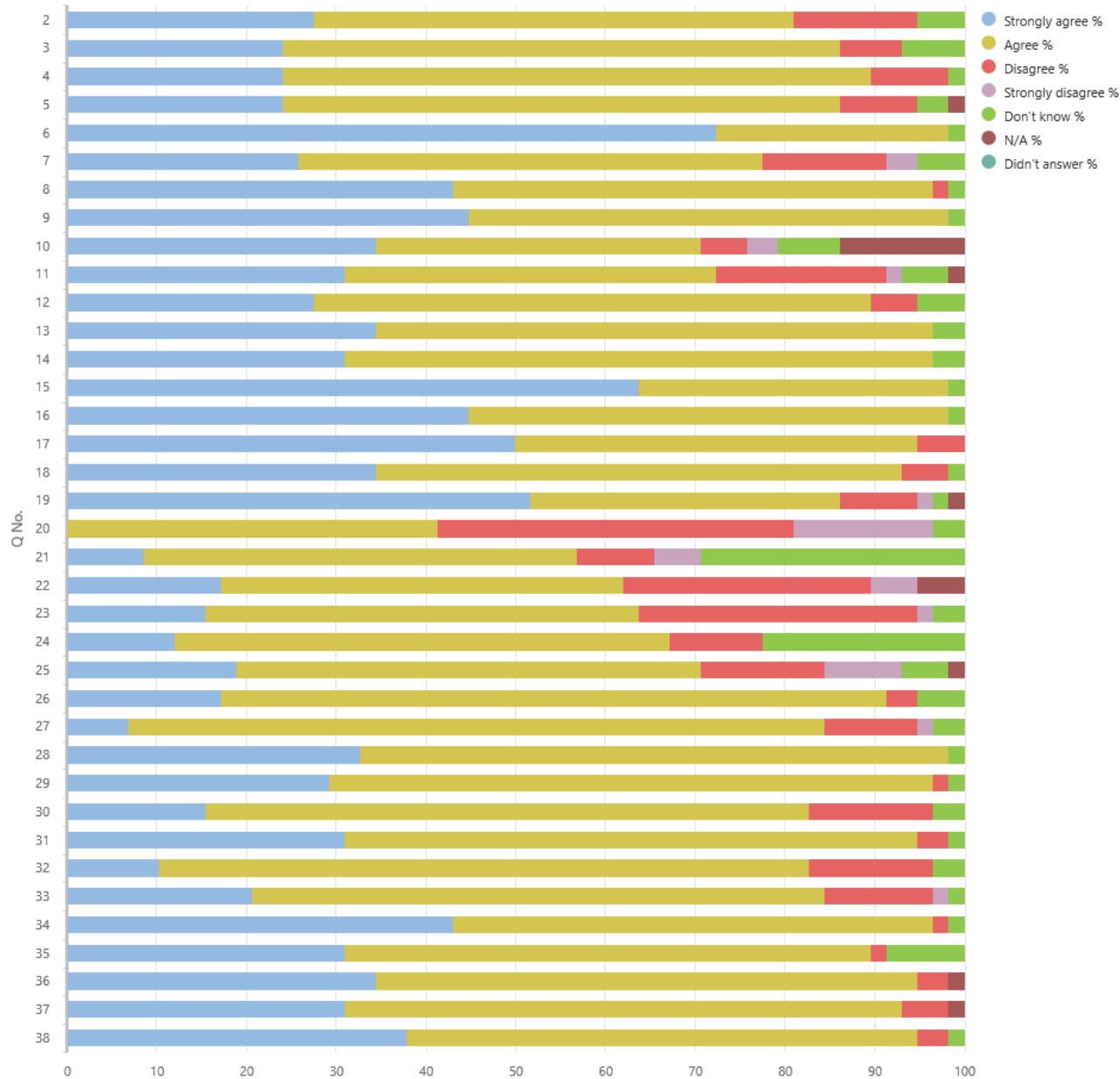
| Q No. | Question | Response Count | Strongly agree % | Agree % | Disagree % | Strongly disagree % | Don't know % | N/A % | Didn't answer % |
|-------|---|----------------|------------------|---------|------------|---------------------|--------------|-------|-----------------|
| 2 | I find it rewarding to be a member of staff at this school. | 58 | 27.59 | 53.45 | 13.79 | 0 | 5.17 | 0 | 0 |
| 3 | I feel a valued part of the school's community. | 58 | 24.14 | 62.07 | 6.9 | 0 | 6.9 | 0 | 0 |
| 4 | I am encouraged to learn and share practice with colleagues from other schools. | 58 | 24.14 | 65.52 | 8.62 | 0 | 1.72 | 0 | 0 |
| 5 | I am given the opportunity to learn and share practice with colleagues from other schools. | 58 | 24.14 | 62.07 | 8.62 | 0 | 3.45 | 1.72 | 0 |
| 6 | I have a clear understanding of the social, cultural and economic context of the school. | 58 | 72.41 | 25.86 | 0 | 0 | 1.72 | 0 | 0 |
| 7 | I feel appropriately supported by the school to undertake my role. | 58 | 25.86 | 51.72 | 13.79 | 3.45 | 5.17 | 0 | 0 |
| 8 | I am supported to engage in professional learning. | 58 | 43.1 | 53.45 | 1.72 | 0 | 1.72 | 0 | 0 |
| 9 | My professional learning enables me to reflect on and improve my practice. | 58 | 44.83 | 53.45 | 0 | 0 | 1.72 | 0 | 0 |
| 10 | I have regular opportunities to undertake leadership roles. | 58 | 34.48 | 36.21 | 5.17 | 3.45 | 6.9 | 13.79 | 0 |
| 11 | I have opportunities to be involved in agreeing priorities for the school. | 58 | 31.03 | 41.38 | 18.97 | 1.72 | 5.17 | 1.72 | 0 |
| 12 | I am actively involved in the school's ongoing self-evaluation. | 58 | 27.59 | 62.07 | 5.17 | 0 | 5.17 | 0 | 0 |
| 13 | GTCS standards are used to support professional dialogue. | 58 | 34.48 | 62.07 | 0 | 0 | 3.45 | 0 | 0 |
| 14 | I use information, including data, effectively to identify and reduce inequalities in children's and young people's outcomes. | 58 | 31.03 | 65.52 | 0 | 0 | 3.45 | 0 | 0 |
| 15 | I understand how to apply the school's procedures relating to child protection and safeguarding. | 58 | 63.79 | 34.48 | 0 | 0 | 1.72 | 0 | 0 |
| 16 | The school's vision and values underpins my work. | 58 | 44.83 | 53.45 | 0 | 0 | 1.72 | 0 | 0 |
| 17 | Staff treat all children and young people fairly and with respect. | 58 | 50 | 44.83 | 5.17 | 0 | 0 | 0 | 0 |

| Q No. | Question (cont.) | Response Count | Strongly agree % | Agree % | Disagree % | Strongly disagree % | Don't know % | N/A % | Didn't answer % |
|-------|---|----------------|------------------|---------|------------|---------------------|--------------|-------|-----------------|
| 18 | Colleagues treat each other with respect. | 58 | 34.48 | 58.62 | 5.17 | 0 | 1.72 | 0 | 0 |
| 19 | Children and young people are encouraged and supported to treat others with respect. | 58 | 51.72 | 34.48 | 8.62 | 1.72 | 1.72 | 1.72 | 0 |
| 20 | Children and young people are well behaved. | 58 | 0 | 41.38 | 39.66 | 15.52 | 3.45 | 0 | 0 |
| 21 | The school deals effectively with any bullying. | 58 | 8.62 | 48.28 | 8.62 | 5.17 | 29.31 | 0 | 0 |
| 22 | I am provided with feedback when I report an incident. | 58 | 17.24 | 44.83 | 27.59 | 5.17 | 0 | 5.17 | 0 |
| 23 | Staff at all levels within the school communicate effectively with each other. | 58 | 15.52 | 48.28 | 31.03 | 1.72 | 3.45 | 0 | 0 |
| 24 | The school's arrangements for engaging parents in their child's learning are effective. | 58 | 12.07 | 55.17 | 10.34 | 0 | 22.41 | 0 | 0 |
| 25 | The school is well led and managed. | 58 | 18.97 | 51.72 | 13.79 | 8.62 | 5.17 | 1.72 | 0 |
| 26 | Collaborative working across the school is effective in taking forward improvement. | 58 | 17.24 | 74.14 | 3.45 | 0 | 5.17 | 0 | 0 |
| 27 | Children and young people are engaged in their learning. | 58 | 6.9 | 77.59 | 10.34 | 1.72 | 3.45 | 0 | 0 |
| 28 | I give children and young people regular feedback which helps them to progress. | 58 | 32.76 | 65.52 | 0 | 0 | 1.72 | 0 | 0 |
| 29 | Children and young people are provided with experiences which meet their learning needs. | 58 | 29.31 | 67.24 | 1.72 | 0 | 1.72 | 0 | 0 |
| 30 | Children and young people are involved in talking about and planning their learning. | 58 | 15.52 | 67.24 | 13.79 | 0 | 3.45 | 0 | 0 |
| 31 | Children and young people are involved in setting their learning targets. | 58 | 31.03 | 63.79 | 3.45 | 0 | 1.72 | 0 | 0 |
| 32 | Children and young people have the opportunity to lead their learning. | 58 | 10.34 | 72.41 | 13.79 | 0 | 3.45 | 0 | 0 |
| 33 | I receive appropriate support for planning, preparation and assessment. | 58 | 20.69 | 63.79 | 12.07 | 1.72 | 1.72 | 0 | 0 |
| 34 | The school has effective strategies to support children and young people with their learning, including those requiring additional support. | 58 | 43.1 | 53.45 | 1.72 | 0 | 1.72 | 0 | 0 |
| 35 | Staff have a shared understanding of their 'responsibility of all' in literacy and numeracy and health and wellbeing. | 58 | 31.03 | 58.62 | 1.72 | 0 | 8.62 | 0 | 0 |

| Q No. | Question (cont.) | Response Count | Strongly agree % | Agree % | Disagree % | Strongly disagree % | Don't know % | N/A % | Didn't answer % |
|-------|--|----------------|------------------|---------|------------|---------------------|--------------|-------|-----------------|
| 36 | Moderation activities are helping me to make sound professional judgements. | 58 | 34.48 | 60.34 | 3.45 | 0 | 0 | 1.72 | 0 |
| 37 | I have regular opportunities to help shape the curriculum through discussions with colleagues, parents and partners. | 58 | 31.03 | 62.07 | 5.17 | 0 | 0 | 1.72 | 0 |
| 38 | I am aware of and involved in the school's strategies for raising attainment for all. | 58 | 37.93 | 56.9 | 3.45 | 0 | 1.72 | 0 | 0 |

10 Your experience by percentage chart (sharing)

10 Your Experience by Percentage Chart (Sharing)



Questionnaire for pupil support staff (11)

11 Your experience by percentage (sharing)

| Q No. | Question | Response Count | Strongly agree % | Agree % | Disagree % | Strongly disagree % | Don't know % | N/A % | Didn't answer % |
|-------|---|----------------|------------------|---------|------------|---------------------|--------------|-------|-----------------|
| 2 | I find it rewarding to be a member of staff at this school. | 17 | 64.71 | 29.41 | 0 | 0 | 5.88 | 0 | 0 |
| 3 | I feel a valued part of the school's community. | 17 | 58.82 | 35.29 | 0 | 0 | 5.88 | 0 | 0 |
| 4 | I am encouraged to learn and share practice with colleagues from other schools. | 17 | 29.41 | 41.18 | 5.88 | 0 | 0 | 23.53 | 0 |
| 5 | I am given the opportunity to learn and share practice with colleagues from other schools. | 17 | 11.76 | 52.94 | 5.88 | 0 | 0 | 29.41 | 0 |
| 6 | I have a clear understanding of the social, cultural and economic context of the school. | 17 | 76.47 | 17.65 | 0 | 0 | 5.88 | 0 | 0 |
| 7 | I feel appropriately supported by the school to undertake my role. | 17 | 47.06 | 47.06 | 0 | 0 | 5.88 | 0 | 0 |
| 8 | I am supported to engage in professional learning. | 17 | 47.06 | 35.29 | 0 | 0 | 5.88 | 11.76 | 0 |
| 9 | My professional learning enables me to reflect on and improve my practice. | 17 | 35.29 | 52.94 | 0 | 0 | 5.88 | 5.88 | 0 |
| 10 | I have regular opportunities to undertake leadership roles. | 17 | 29.41 | 52.94 | 0 | 0 | 5.88 | 11.76 | 0 |
| 11 | I have opportunities to be involved in agreeing priorities for the school. | 17 | 29.41 | 52.94 | 0 | 0 | 5.88 | 11.76 | 0 |
| 12 | I am actively involved in the school's ongoing self-evaluation. | 17 | 23.53 | 70.59 | 0 | 0 | 5.88 | 0 | 0 |
| 13 | I use information, including data, effectively to identify and reduce inequalities in children's and young people's outcomes. | 17 | 76.47 | 17.65 | 0 | 0 | 5.88 | 0 | 0 |
| 14 | I understand how to apply the school's procedures relating to child protection and safeguarding. | 17 | 52.94 | 41.18 | 0 | 0 | 5.88 | 0 | 0 |
| 15 | The school's vision and values underpins my work. | 17 | 47.06 | 47.06 | 0 | 0 | 5.88 | 0 | 0 |
| 16 | Staff treat all children and young people fairly and with respect. | 17 | 35.29 | 58.82 | 0 | 0 | 5.88 | 0 | 0 |
| 17 | Colleagues treat each other with respect. | 17 | 64.71 | 29.41 | 0 | 0 | 5.88 | 0 | 0 |

| Q No. | Question (cont.) | Response Count | Strongly agree % | Agree % | Disagree % | Strongly disagree % | Don't know % | N/A % | Didn't answer % |
|-------|---|----------------|------------------|---------|------------|---------------------|--------------|-------|-----------------|
| 18 | Children and young people are encouraged and supported to treat others with respect. | 17 | 58.82 | 35.29 | 0 | 0 | 5.88 | 0 | 0 |
| 19 | Children and young people are well behaved. | 17 | 0 | 76.47 | 17.65 | 0 | 0 | 5.88 | 0 |
| 20 | The school deals effectively with any bullying. | 17 | 41.18 | 47.06 | 0 | 0 | 11.76 | 0 | 0 |
| 21 | I am provided with feedback when I report an incident. | 17 | 17.65 | 64.71 | 5.88 | 0 | 0 | 11.76 | 0 |
| 22 | Staff at all levels within the school communicate effectively with each other. | 17 | 35.29 | 52.94 | 5.88 | 0 | 0 | 5.88 | 0 |
| 23 | The school's arrangements for engaging parents in their child's learning are effective. | 17 | 29.41 | 47.06 | 0 | 0 | 17.65 | 5.88 | 0 |
| 24 | The school is well led and managed. | 17 | 47.06 | 47.06 | 0 | 0 | 5.88 | 0 | 0 |
| 25 | Collaborative working across the school is effective in taking forward improvement. | 17 | 41.18 | 47.06 | 0 | 0 | 11.76 | 0 | 0 |
| 26 | Children and young people are engaged in their learning. | 17 | 17.65 | 76.47 | 0 | 0 | 5.88 | 0 | 0 |
| 27 | I give children and young people regular feedback which helps them to progress. | 17 | 47.06 | 47.06 | 0 | 0 | 5.88 | 0 | 0 |
| 28 | Children and young people are provided with experiences which meet their learning needs. | 17 | 35.29 | 58.82 | 0 | 0 | 5.88 | 0 | 0 |
| 29 | Children and young people are involved in talking about and planning their learning. | 17 | 41.18 | 47.06 | 0 | 0 | 11.76 | 0 | 0 |
| 30 | Children and young people are involved in setting their learning targets. | 17 | 47.06 | 41.18 | 0 | 0 | 11.76 | 0 | 0 |
| 31 | Children and young people have the opportunity to lead their learning. | 17 | 29.41 | 58.82 | 0 | 0 | 11.76 | 0 | 0 |
| 32 | I receive appropriate support for planning, preparation and assessment. | 17 | 29.41 | 29.41 | 0 | 0 | 5.88 | 35.29 | 0 |
| 33 | The school has effective strategies to support children and young people with their learning, including those requiring additional support. | 17 | 70.59 | 23.53 | 0 | 0 | 5.88 | 0 | 0 |
| 34 | Staff have a shared understanding of their 'responsibility of all' in literacy and numeracy and health and wellbeing. | 17 | 70.59 | 23.53 | 0 | 0 | 5.88 | 0 | 0 |
| 35 | I have regular opportunities to help shape the curriculum as part of the team. | 17 | 11.76 | 52.94 | 0 | 0 | 5.88 | 29.41 | 0 |

| Q No. | Question (cont.) | Response Count | Strongly agree % | Agree % | Disagree % | Strongly disagree % | Don't know % | N/A % | Didn't answer % |
|-------|---|----------------|------------------|---------|------------|---------------------|--------------|-------|-----------------|
| 36 | I am aware of the school's strategies for raising attainment for all. | 17 | 41.18 | 47.06 | 0 | 0 | 5.88 | 0 | 5.88 |

11 Your experience by percentage chart (sharing)

11 Your Experience by Percentage Chart (Sharing)

