

# Laurieknowe Primary School and Nursery Class

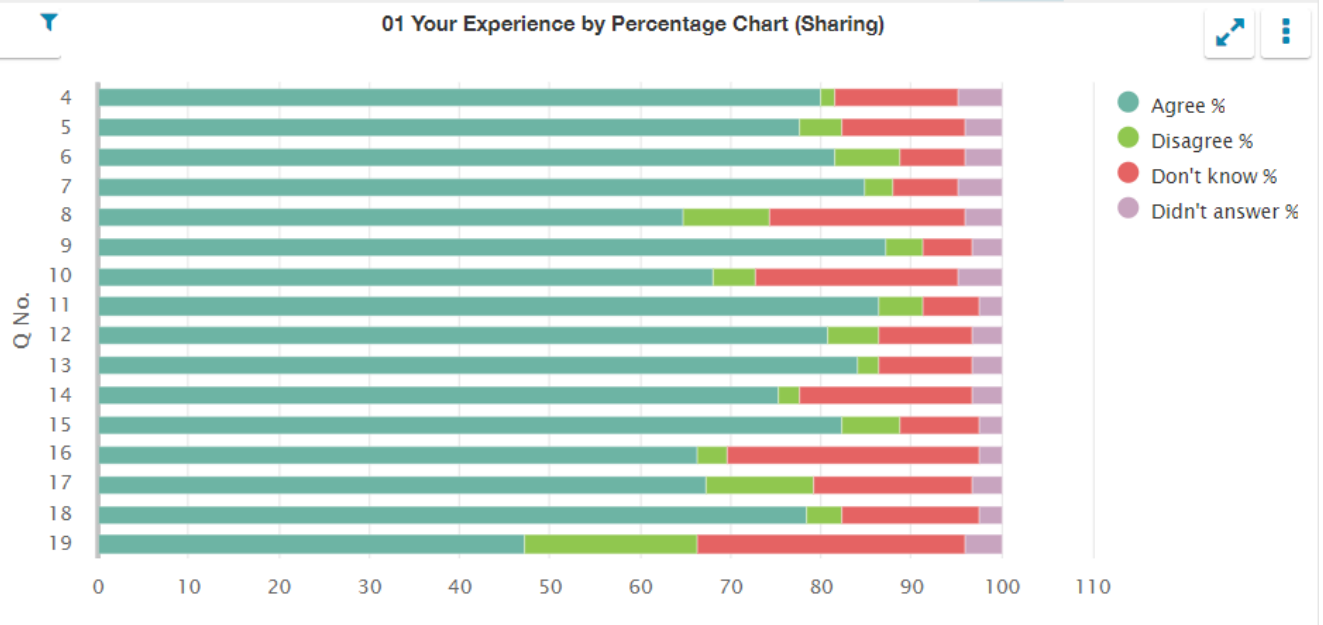
**Pre-inspection questionnaire summary report**  
**Inspection week: 23 September 2024**

## Questionnaire for children in primary stages (01)

## 01 Your experience by percentage (sharing)

| Q No. | Question  | Response Count | Agree % | Disagree % | Don't know % | Didn't answer % |
|-------|---|----------------|---------|------------|--------------|-----------------|
| 4     | I feel safe when I am at school.  | 125            | 80.00   | 1.60       | 13.60        | 4.80            |
| 5     | My school helps me to feel safe.  | 125            | 77.60   | 4.80       | 13.60        | 4.00            |
| 6     | I have someone in my school I can speak to if I am upset or worried about something.                              | 125            | 81.60   | 7.20       | 7.20         | 4.00            |
| 7     | Staff treat me fairly and with respect.   | 125            | 84.80   | 3.20       | 7.20         | 4.80            |
| 8     | Other children treat me fairly and with respect.  | 125            | 64.80   | 9.60       | 21.60        | 4.00            |
| 9     | My school helps me to understand and respect other people.  | 125            | 87.20   | 4.00       | 5.60         | 3.20            |
| 10    | My school is helping me to become confident.  | 125            | 68.00   | 4.80       | 22.40        | 4.80            |
| 11    | My school teaches me how to lead a healthy lifestyle.   | 125            | 86.40   | 4.80       | 6.40         | 2.40            |
| 12    | There are lots of chances at my school for me to get regular exercise.  | 125            | 80.80   | 5.60       | 10.40        | 3.20            |
| 13    | My school offers me the opportunity to take part in activities in school beyond the classroom and timetabled day. | 125            | 84.00   | 2.40       | 10.40        | 3.20            |
| 14    | I have the opportunity to discuss my achievements outwith school with an adult in school who knows me well.       | 125            | 75.20   | 2.40       | 19.20        | 3.20            |
| 15    | My school listens to my views.  | 125            | 82.40   | 6.40       | 8.80         | 2.40            |
| 16    | My school takes my views into account.  | 125            | 66.40   | 3.20       | 28.00        | 2.40            |
| 17    | I feel comfortable approaching staff with questions or suggestions.   | 125            | 67.20   | 12.00      | 17.60        | 3.20            |
| 18    | Staff help me to understand how I am progressing in my school work.   | 125            | 78.40   | 4.00       | 15.20        | 2.40            |
| 19    | My homework helps me to understand and improve my work in school.   | 125            | 47.20   | 19.20      | 29.60        | 4.00            |

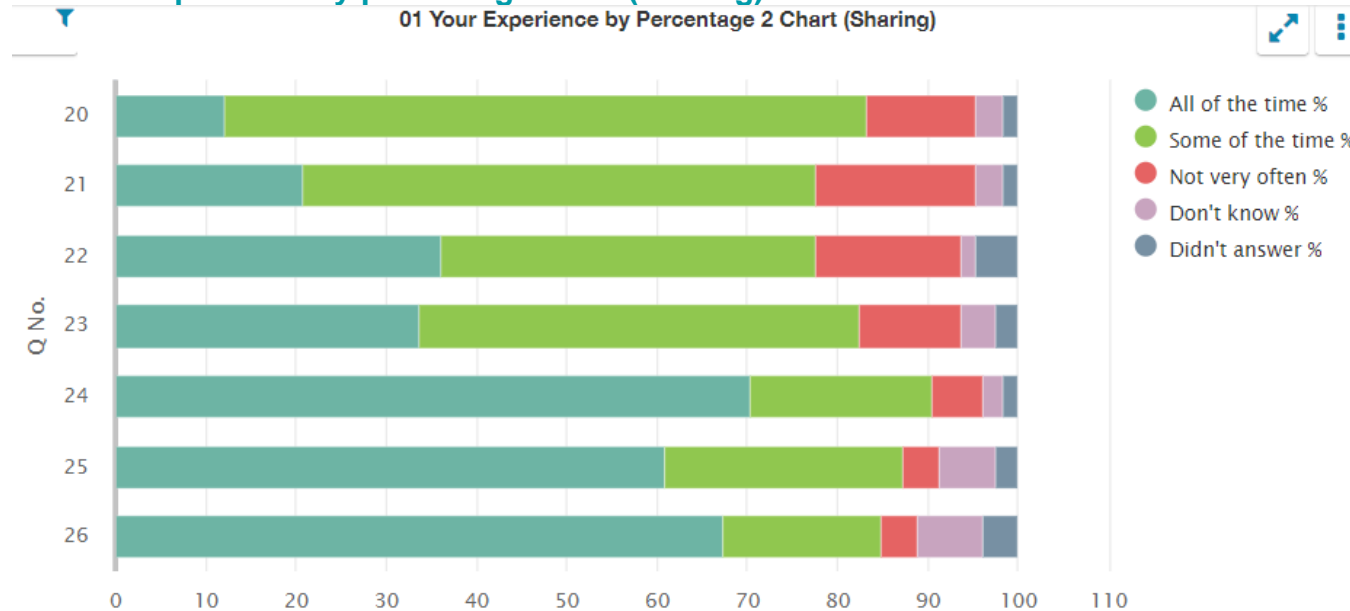
01 Your experience by percentage chart (sharing)



01 Your experience by percentage 2 (sharing)

| Q No. | Question  | Response Count | All of the time % | Some of the time % | Not very often % | Don't know % | Didn't answer % |
|-------|---|----------------|-------------------|--------------------|------------------|--------------|-----------------|
| 20    | Other children behave well.                                     | 125            | 12.00             | 71.20              | 12.00            | 3.20         | 1.60            |
| 21    | My teachers ask me about what things I want to learn in school. | 125            | 20.80             | 56.80              | 17.60            | 3.20         | 1.60            |
| 22    | I enjoy learning at school.                                     | 125            | 36.00             | 41.60              | 16.00            | 1.60         | 4.80            |
| 23    | I feel that my work in school is hard enough.                   | 125            | 33.60             | 48.80              | 11.20            | 4.00         | 2.40            |
| 24    | I know who to ask to get help if I find my work too hard.       | 125            | 70.40             | 20.00              | 5.60             | 2.40         | 1.60            |
| 25    | I am encouraged by staff to do the best I can.                  | 125            | 60.80             | 26.40              | 4.00             | 6.40         | 2.40            |
| 26    | I am happy with the quality of teaching in my school.           | 125            | 67.20             | 17.60              | 4.00             | 7.20         | 4.00            |

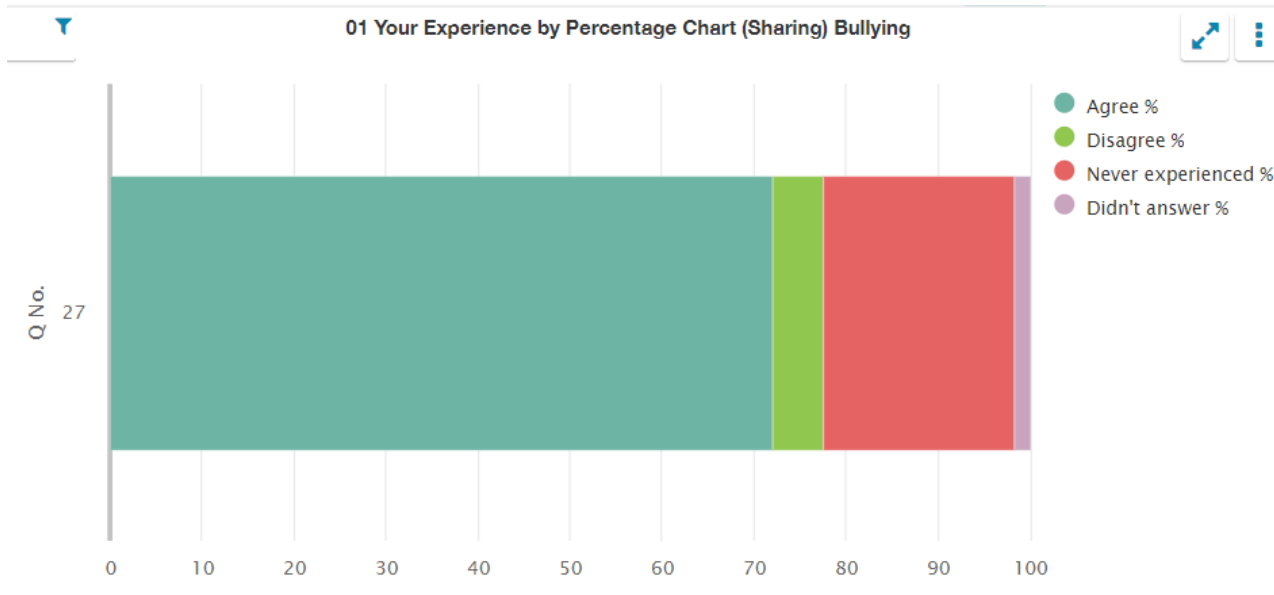
01 Your experience by percentage chart (sharing)



01 Your experience by percentage (sharing) bullying

| Q No. | Question                                | Response Count | Agree % | Disagree % | Never experienced % | Didn't answer % |
|-------|---|----------------|---------|------------|---------------------|-----------------|
| 27    | My school deals well with any bullying. | 125            | 72.00   | 5.60       | 20.80               | 1.60            |

01 Your experience by percentage chart (sharing) bullying



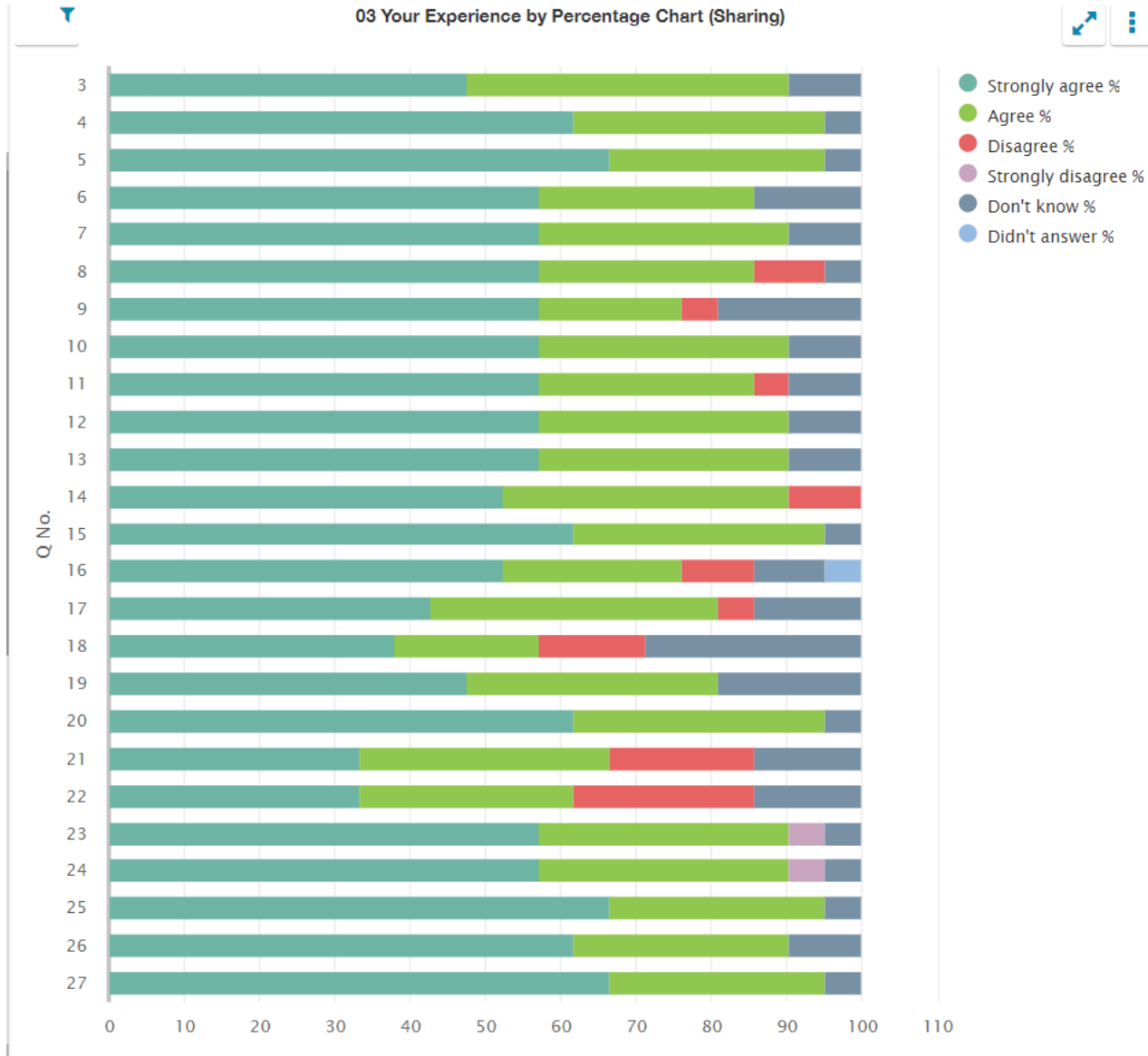
## Questionnaire for parents/carers of children in the early learning and childcare setting (03)

## 03 Your experience by percentage (sharing)

| Q No. | Question   | Response Count | Strongly agree % | Agree % | Disagree % | Strongly disagree % | Don't know % | Didn't answer % |
|-------|--|----------------|------------------|---------|------------|---------------------|--------------|-----------------|
| 3     | My child likes being at this setting.  | 21             | 47.62            | 42.86   | 0.00       | 0.00                | 9.52         | 0.00            |
| 4     | Staff treat my child fairly and with respect.  | 21             | 61.90            | 33.33   | 0.00       | 0.00                | 4.76         | 0.00            |
| 5     | I feel that my child is safe at the setting.   | 21             | 66.67            | 28.57   | 0.00       | 0.00                | 4.76         | 0.00            |
| 6     | My child's behaviour is managed effectively.   | 21             | 57.14            | 28.57   | 0.00       | 0.00                | 14.29        | 0.00            |
| 7     | The setting helps my child to feel confident.  | 21             | 57.14            | 33.33   | 0.00       | 0.00                | 9.52         | 0.00            |
| 8     | I feel staff really know my child as an individual.  | 21             | 57.14            | 28.57   | 9.52       | 0.00                | 4.76         | 0.00            |
| 9     | The learning experiences my child has at the setting are at the right level for them.  | 21             | 57.14            | 19.05   | 4.76       | 0.00                | 19.05        | 0.00            |
| 10    | My child's learning and development is well supported by the staff in the setting.   | 21             | 57.14            | 33.33   | 0.00       | 0.00                | 9.52         | 0.00            |
| 11    | My child is encouraged to be healthy and to be physically active.  | 21             | 57.14            | 28.57   | 4.76       | 0.00                | 9.52         | 0.00            |
| 12    | The setting supports my child's emotional wellbeing.   | 21             | 57.14            | 33.33   | 0.00       | 0.00                | 9.52         | 0.00            |
| 13    | My child is making good progress at the setting.   | 21             | 57.14            | 33.33   | 0.00       | 0.00                | 9.52         | 0.00            |
| 14    | I receive helpful, regular feedback about how my child is learning and developing e.g. informal feedback, reports and learning profiles. | 21             | 52.38            | 38.10   | 9.52       | 0.00                | 0.00         | 0.00            |
| 15    | The information I receive about how my child is learning and developing is shared with me when I request it.                             | 21             | 61.90            | 33.33   | 0.00       | 0.00                | 4.76         | 0.00            |
| 16    | I understand how the setting monitors my child's progress in learning.   | 21             | 52.38            | 23.81   | 9.52       | 0.00                | 9.52         | 4.76            |
| 17    | The setting gives me ideas on how to support my child's learning at home.  | 21             | 42.86            | 38.10   | 4.76       | 0.00                | 14.29        | 0.00            |
| 18    | The setting organises activities where my child and I can learn together.  | 21             | 38.10            | 19.05   | 14.29      | 0.00                | 28.57        | 0.00            |
| 19    | The setting takes my views into account when making changes.   | 21             | 47.62            | 33.33   | 0.00       | 0.00                | 19.05        | 0.00            |
| 20    | I feel comfortable approaching the setting with questions, suggestions and/or a problem.   | 21             | 61.90            | 33.33   | 0.00       | 0.00                | 4.76         | 0.00            |

| Q No. | Question (cont.)  | Response Count | Strongly agree % | Agree % | Disagree % | Strongly disagree % | Don't know % | Didn't answer % |
|-------|---|----------------|------------------|---------|------------|---------------------|--------------|-----------------|
| 21    | I feel encouraged to be involved in the work of parent groups.                              | 21             | 33.33            | 33.33   | 19.05      | 0.00                | 14.29        | 0.00            |
| 22    | I am kept informed about the work of parent groups.   | 21             | 33.33            | 28.57   | 23.81      | 0.00                | 14.29        | 0.00            |
| 23    | The setting is well led and managed.  | 21             | 57.14            | 33.33   | 0.00       | 4.76                | 4.76         | 0.00            |
| 24    | The setting encourages children to treat others kindly and with respect.                    | 21             | 57.14            | 33.33   | 0.00       | 4.76                | 4.76         | 0.00            |
| 25    | I would recommend the setting to other parents.   | 21             | 66.67            | 28.57   | 0.00       | 0.00                | 4.76         | 0.00            |
| 26    | My child was well supported as they started at the setting or moved to a new room or group. | 21             | 61.90            | 28.57   | 0.00       | 0.00                | 9.52         | 0.00            |
| 27    | Overall, I am satisfied with the setting.   | 21             | 66.67            | 28.57   | 0.00       | 0.00                | 4.76         | 0.00            |

03 Your experience by percentage chart (sharing)





## Questionnaire for parents/carers of children in primary stages (04)

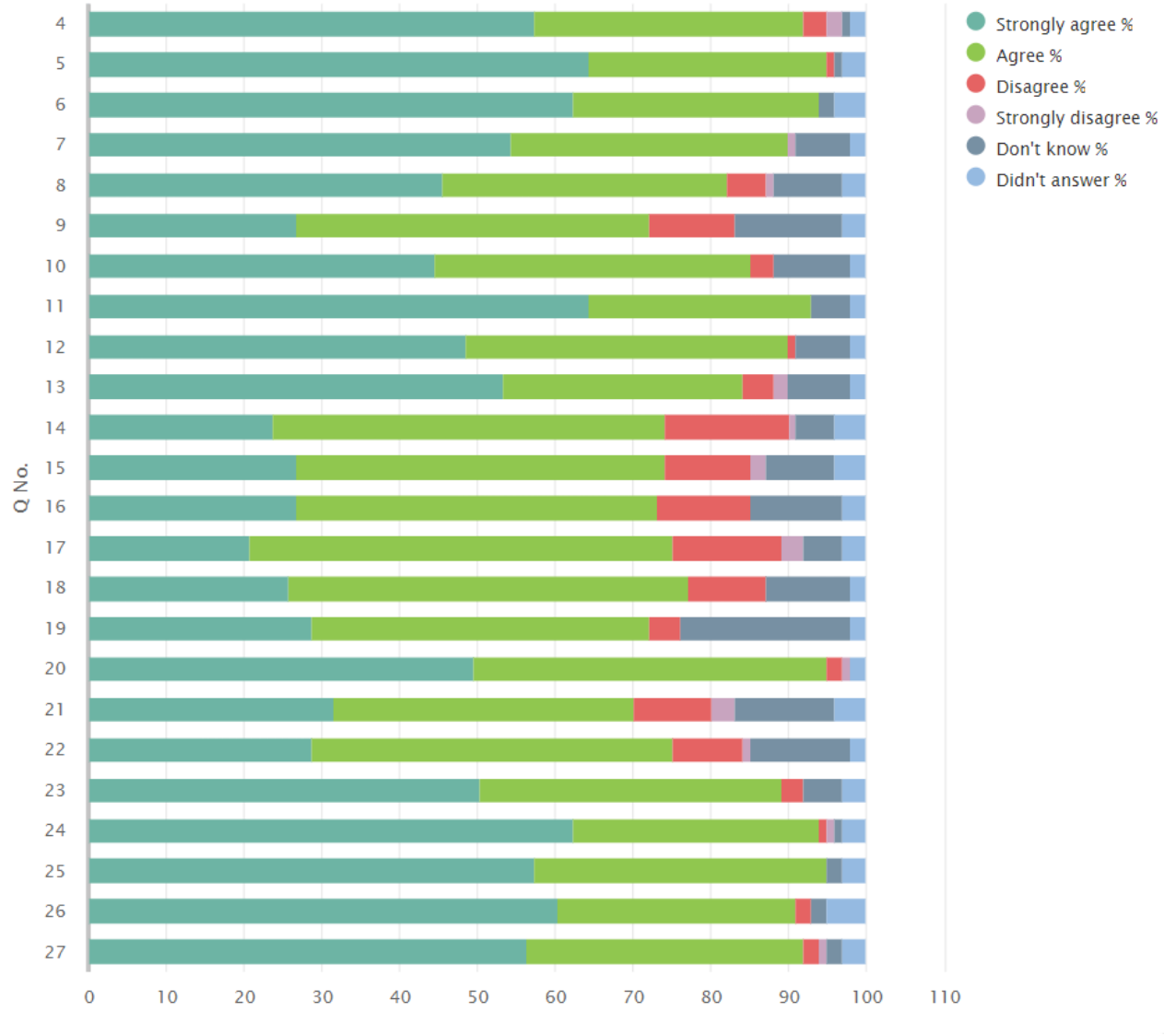
## 04 Your experience by percentage (sharing)

| Q No. | Question   | Response Count | Strongly agree % | Agree % | Disagree % | Strongly disagree % | Don't know % | Didn't answer % |
|-------|--|----------------|------------------|---------|------------|---------------------|--------------|-----------------|
| 4     | My child likes being at this school.   | 101            | 57.43            | 34.65   | 2.97       | 1.98                | 0.99         | 1.98            |
| 5     | Staff treat my child fairly and with respect.  | 101            | 64.36            | 30.69   | 0.99       | 0.00                | 0.99         | 2.97            |
| 6     | I feel that my child is safe at the school.  | 101            | 62.38            | 31.68   | 0.00       | 0.00                | 1.98         | 3.96            |
| 7     | The school helps my child to feel confident.   | 101            | 54.46            | 35.64   | 0.00       | 0.99                | 6.93         | 1.98            |
| 8     | I feel staff really know my child as an individual.  | 101            | 45.54            | 36.63   | 4.95       | 0.99                | 8.91         | 2.97            |
| 9     | My child finds their learning activities hard enough.  | 101            | 26.73            | 45.54   | 10.89      | 0.00                | 13.86        | 2.97            |
| 10    | My child receives the help he/she needs to do well.  | 101            | 44.55            | 40.59   | 2.97       | 0.00                | 9.90         | 1.98            |
| 11    | My child is encouraged by the school to be healthy and take regular exercise.  | 101            | 64.36            | 28.71   | 0.00       | 0.00                | 4.95         | 1.98            |
| 12    | The school supports my child's emotional wellbeing.  | 101            | 48.51            | 41.58   | 0.99       | 0.00                | 6.93         | 1.98            |
| 13    | My child is making good progress at the school.  | 101            | 53.47            | 30.69   | 3.96       | 1.98                | 7.92         | 1.98            |
| 14    | I receive helpful, regular feedback about how my child is learning and developing e.g. informal feedback, reports and learning profiles. | 101            | 23.76            | 50.50   | 15.84      | 0.99                | 4.95         | 3.96            |
| 15    | The information I receive about how my child is doing reaches me at the right time.  | 101            | 26.73            | 47.52   | 10.89      | 1.98                | 8.91         | 3.96            |
| 16    | I understand how my child's progress is assessed.  | 101            | 26.73            | 46.53   | 11.88      | 0.00                | 11.88        | 2.97            |
| 17    | The school gives me advice on how to support my child's learning at home.  | 101            | 20.79            | 54.46   | 13.86      | 2.97                | 4.95         | 2.97            |
| 18    | The school organises activities where my child and I can learn together.   | 101            | 25.74            | 51.49   | 9.90       | 0.00                | 10.89        | 1.98            |
| 19    | The school takes my views into account when making changes.  | 101            | 28.71            | 43.56   | 3.96       | 0.00                | 21.78        | 1.98            |
| 20    | I feel comfortable approaching the school with questions, suggestions and/or a problem.  | 101            | 49.50            | 45.54   | 1.98       | 0.99                | 0.00         | 1.98            |
| 21    | I feel encouraged to be involved in the work of the Parent Council and/or parent association.  | 101            | 31.68            | 38.61   | 9.90       | 2.97                | 12.87        | 3.96            |
| 22    | I am kept informed about the work of the Parent Council and/or parent association.   | 101            | 28.71            | 46.53   | 8.91       | 0.99                | 12.87        | 1.98            |

| Q No. | Question (cont.)   | Response Count | Strongly agree % | Agree % | Disagree % | Strongly disagree % | Don't know % | Didn't answer % |
|-------|--|----------------|------------------|---------|------------|---------------------|--------------|-----------------|
| 23    | I am satisfied with the quality of teaching in the school.   | 101            | 50.50            | 38.61   | 2.97       | 0.00                | 4.95         | 2.97            |
| 24    | The school is well led and managed.                          | 101            | 62.38            | 31.68   | 0.99       | 0.99                | 0.99         | 2.97            |
| 25    | The school encourages children to treat others with respect. | 101            | 57.43            | 37.62   | 0.00       | 0.00                | 1.98         | 2.97            |
| 26    | I would recommend the school to other parents.               | 101            | 60.40            | 30.69   | 1.98       | 0.00                | 1.98         | 4.95            |
| 27    | Overall, I am satisfied with the school.                     | 101            | 56.44            | 35.64   | 1.98       | 0.99                | 1.98         | 2.97            |

04 Your experience by percentage chart (sharing)

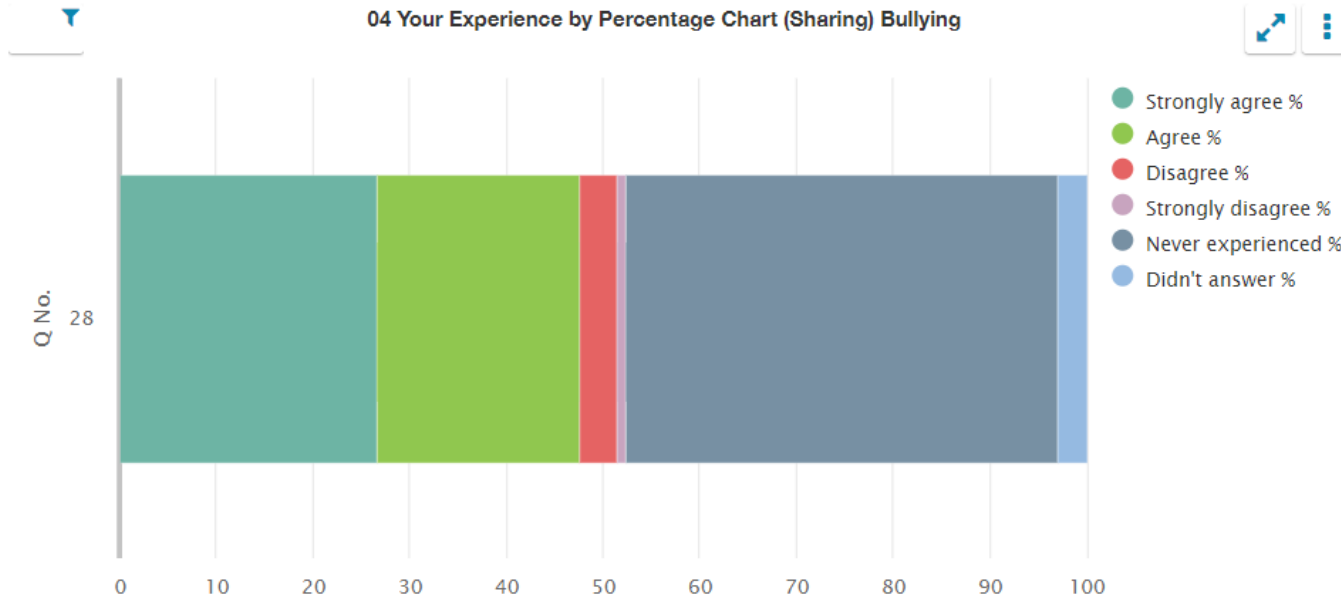
04 Your Experience by Percentage Chart (Sharing)



04 Your experience by percentage (sharing) bullying

| Q No. | Question                                 | Response Count | Strongly agree % | Agree % | Disagree % | Strongly disagree % | Never experienced % | Didn't answer % |
|-------|--|----------------|------------------|---------|------------|---------------------|---------------------|-----------------|
| 28    | The school deals well with any bullying. | 101            | 26.73            | 20.79   | 3.96       | 0.99                | 44.55               | 2.97            |

04 Your experience by percentage chart (sharing) bullying



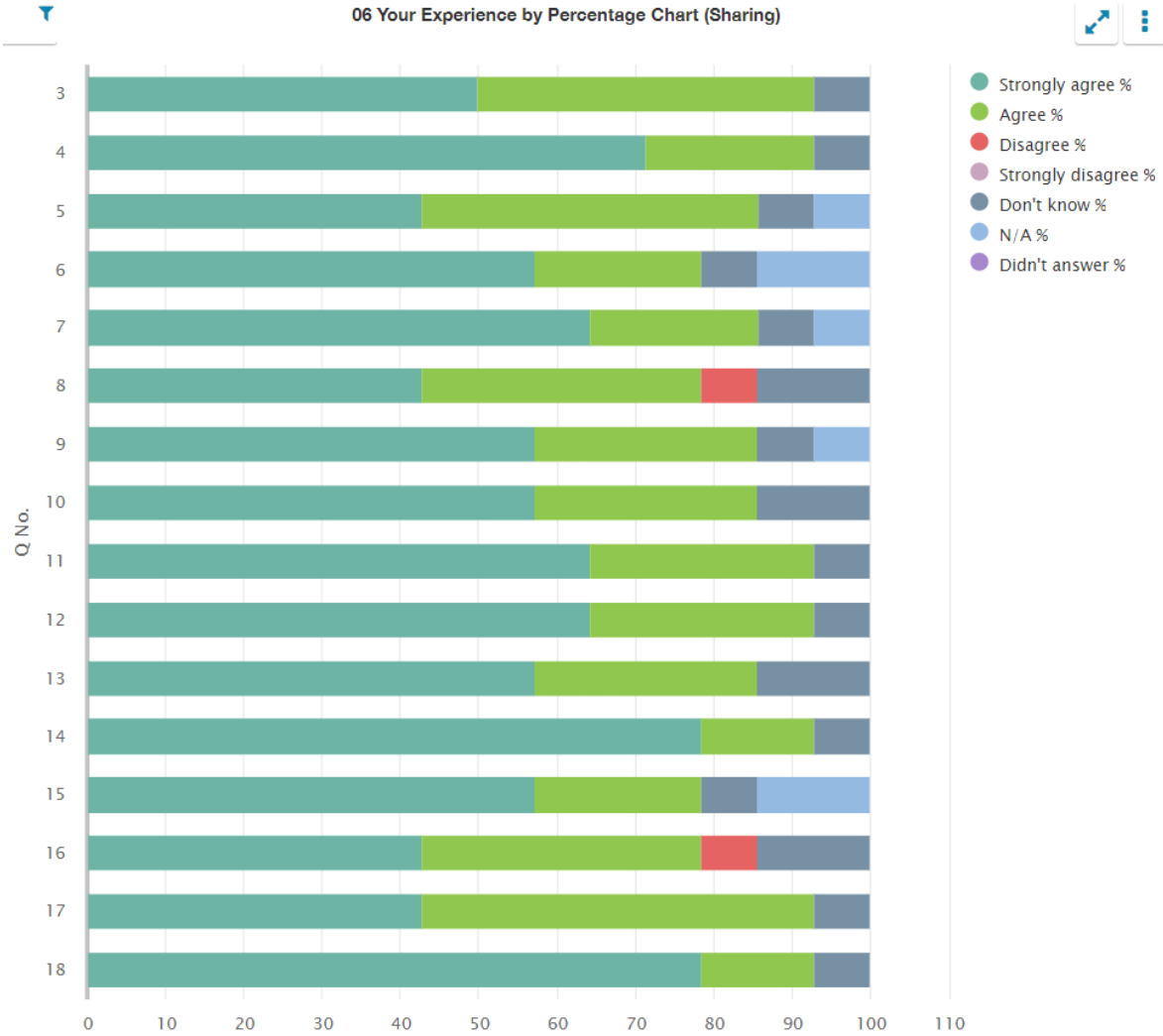
## Questionnaire for partners with the school (06)

### 06 Your experience by percentage (sharing)

| Q No. | Question  | Response Count | Strongly agree % | Agree % | Disagree % | Strongly disagree % | Don't know % | N/A % | Didn't answer % |
|-------|---|----------------|------------------|---------|------------|---------------------|--------------|-------|-----------------|
| 3     | My service/organisation works in partnership with the school on a regular basis.  | 14             | 50.00            | 42.86   | 0.00       | 0.00                | 7.14         | 0.00  | 0.00            |
| 4     | We are aware of the school's procedures for reporting child protection and safeguarding concerns.   | 14             | 71.43            | 21.43   | 0.00       | 0.00                | 7.14         | 0.00  | 0.00            |
| 5     | My service/organisation has a clear understanding of the school's strategies for raising attainment for all.  | 14             | 42.86            | 42.86   | 0.00       | 0.00                | 7.14         | 7.14  | 0.00            |
| 6     | There are effective arrangements in place for jointly planning provision with the school.   | 14             | 57.14            | 21.43   | 0.00       | 0.00                | 7.14         | 14.29 | 0.00            |
| 7     | There are effective arrangements for jointly delivering provision with the school.  | 14             | 64.29            | 21.43   | 0.00       | 0.00                | 7.14         | 7.14  | 0.00            |
| 8     | My service/organisation is involved in the school's self-evaluation of our joint work.  | 14             | 42.86            | 35.71   | 7.14       | 0.00                | 14.29        | 0.00  | 0.00            |
| 9     | Roles and responsibilities are clearly defined within the partnership.  | 14             | 57.14            | 28.57   | 0.00       | 0.00                | 7.14         | 7.14  | 0.00            |
| 10    | Effective arrangements are in place to evaluate the impact of our partnership working.  | 14             | 57.14            | 28.57   | 0.00       | 0.00                | 14.29        | 0.00  | 0.00            |
| 11    | My service/organisation is kept up to date with changes in the school which may affect the services we deliver.   | 14             | 64.29            | 28.57   | 0.00       | 0.00                | 7.14         | 0.00  | 0.00            |
| 12    | The school provides my service/organisation with relevant information about the needs of children and young people.   | 14             | 64.29            | 28.57   | 0.00       | 0.00                | 7.14         | 0.00  | 0.00            |
| 13    | Arrangements are in place to support my service/organisation to share relevant information about the progress of children and young people with the school. | 14             | 57.14            | 28.57   | 0.00       | 0.00                | 14.29        | 0.00  | 0.00            |
| 14    | The school values the contribution made by my service/organisation.   | 14             | 78.57            | 14.29   | 0.00       | 0.00                | 7.14         | 0.00  | 0.00            |

| Q No. | Question (cont.)  | Response Count | Strongly agree % | Agree % | Disagree % | Strongly disagree % | Don't know % | N/A % | Didn't answer % |
|-------|---|----------------|------------------|---------|------------|---------------------|--------------|-------|-----------------|
| 15    | The school actively promotes my service/organisation to potential users, as appropriate.                              | 14             | 57.14            | 21.43   | 0.00       | 0.00                | 7.14         | 14.29 | 0.00            |
| 16    | There are opportunities to network, share practice and participate in joint training and development with the school. | 14             | 42.86            | 35.71   | 7.14       | 0.00                | 14.29        | 0.00  | 0.00            |
| 17    | My service/organisation has a clear understanding of the social, cultural and economic context of the school.         | 14             | 42.86            | 50.00   | 0.00       | 0.00                | 7.14         | 0.00  | 0.00            |
| 18    | Overall, partnership working with the school works well.  | 14             | 78.57            | 14.29   | 0.00       | 0.00                | 7.14         | 0.00  | 0.00            |

### 06 Your experience by percentage chart (sharing)



## Questionnaire for school teachers (10)

## 10 Your experience by percentage (sharing)

| Q No. | Question  | Response Count | Strongly agree % | Agree % | Disagree % | Strongly disagree % | Don't know % | N/A % | Didn't answer % |
|-------|---|----------------|------------------|---------|------------|---------------------|--------------|-------|-----------------|
| 2     | I find it rewarding to be a member of staff at this school.   | 15             | 40.00            | 46.67   | 6.67       | 0.00                | 6.67         | 0.00  | 0.00            |
| 3     | I feel a valued part of the school's community.   | 15             | 46.67            | 40.00   | 6.67       | 0.00                | 6.67         | 0.00  | 0.00            |
| 4     | I am encouraged to learn and share practice with colleagues from other schools.   | 15             | 26.67            | 60.00   | 13.33      | 0.00                | 0.00         | 0.00  | 0.00            |
| 5     | I am given the opportunity to learn and share practice with colleagues from other schools.                                    | 15             | 20.00            | 66.67   | 13.33      | 0.00                | 0.00         | 0.00  | 0.00            |
| 6     | I have a clear understanding of the social, cultural and economic context of the school.                                      | 15             | 53.33            | 40.00   | 0.00       | 0.00                | 6.67         | 0.00  | 0.00            |
| 7     | I feel appropriately supported by the school to undertake my role.  | 15             | 46.67            | 40.00   | 0.00       | 0.00                | 13.33        | 0.00  | 0.00            |
| 8     | I am supported to engage in professional learning.  | 15             | 60.00            | 33.33   | 0.00       | 0.00                | 6.67         | 0.00  | 0.00            |
| 9     | My professional learning enables me to reflect on and improve my practice.  | 15             | 46.67            | 46.67   | 0.00       | 0.00                | 6.67         | 0.00  | 0.00            |
| 10    | I have regular opportunities to undertake leadership roles.   | 15             | 33.33            | 33.33   | 0.00       | 0.00                | 6.67         | 26.67 | 0.00            |
| 11    | I have opportunities to be involved in agreeing priorities for the school.  | 15             | 46.67            | 40.00   | 0.00       | 0.00                | 13.33        | 0.00  | 0.00            |
| 12    | I am actively involved in the school's ongoing self-evaluation.   | 15             | 60.00            | 26.67   | 0.00       | 0.00                | 13.33        | 0.00  | 0.00            |
| 13    | GTCS standards are used to support professional dialogue.   | 15             | 60.00            | 33.33   | 0.00       | 0.00                | 6.67         | 0.00  | 0.00            |
| 14    | I use information, including data, effectively to identify and reduce inequalities in children's and young people's outcomes. | 15             | 40.00            | 53.33   | 0.00       | 0.00                | 6.67         | 0.00  | 0.00            |
| 15    | I understand how to apply the school's procedures relating to child protection and safeguarding.                              | 15             | 80.00            | 13.33   | 0.00       | 0.00                | 6.67         | 0.00  | 0.00            |
| 16    | The school's vision and values underpins my work.   | 15             | 60.00            | 33.33   | 0.00       | 0.00                | 6.67         | 0.00  | 0.00            |
| 17    | Staff treat all children and young people fairly and with respect.  | 15             | 73.33            | 20.00   | 0.00       | 0.00                | 6.67         | 0.00  | 0.00            |



| Q No. | Question (cont.)  | Response Count | Strongly agree % | Agree % | Disagree % | Strongly disagree % | Don't know % | N/A % | Didn't answer % |
|-------|---|----------------|------------------|---------|------------|---------------------|--------------|-------|-----------------|
| 18    | Colleagues treat each other with respect.   | 15             | 66.67            | 26.67   | 0.00       | 0.00                | 6.67         | 0.00  | 0.00            |
| 19    | Children and young people are encouraged and supported to treat others with respect.  | 15             | 86.67            | 6.67    | 0.00       | 0.00                | 6.67         | 0.00  | 0.00            |
| 20    | Children and young people are well behaved.   | 15             | 13.33            | 80.00   | 0.00       | 0.00                | 6.67         | 0.00  | 0.00            |
| 21    | The school deals effectively with any bullying.   | 15             | 46.67            | 46.67   | 0.00       | 0.00                | 6.67         | 0.00  | 0.00            |
| 22    | I am provided with feedback when I report an incident.  | 15             | 26.67            | 53.33   | 0.00       | 0.00                | 6.67         | 13.33 | 0.00            |
| 23    | Staff at all levels within the school communicate effectively with each other.  | 15             | 26.67            | 60.00   | 6.67       | 0.00                | 6.67         | 0.00  | 0.00            |
| 24    | The school's arrangements for engaging parents in their child's learning are effective.   | 15             | 26.67            | 60.00   | 6.67       | 0.00                | 6.67         | 0.00  | 0.00            |
| 25    | The school is well led and managed.   | 15             | 66.67            | 26.67   | 0.00       | 0.00                | 6.67         | 0.00  | 0.00            |
| 26    | Collaborative working across the school is effective in taking forward improvement.   | 15             | 46.67            | 46.67   | 0.00       | 0.00                | 6.67         | 0.00  | 0.00            |
| 27    | Children and young people are engaged in their learning.  | 15             | 26.67            | 66.67   | 0.00       | 0.00                | 6.67         | 0.00  | 0.00            |
| 28    | I give children and young people regular feedback which helps them to progress.   | 15             | 33.33            | 60.00   | 0.00       | 0.00                | 6.67         | 0.00  | 0.00            |
| 29    | Children and young people are provided with experiences which meet their learning needs.  | 15             | 46.67            | 46.67   | 0.00       | 0.00                | 6.67         | 0.00  | 0.00            |
| 30    | Children and young people are involved in talking about and planning their learning.  | 15             | 13.33            | 80.00   | 0.00       | 0.00                | 6.67         | 0.00  | 0.00            |
| 31    | Children and young people are involved in setting their learning targets.   | 15             | 13.33            | 80.00   | 0.00       | 0.00                | 6.67         | 0.00  | 0.00            |
| 32    | Children and young people have the opportunity to lead their learning.  | 15             | 20.00            | 73.33   | 0.00       | 0.00                | 6.67         | 0.00  | 0.00            |
| 33    | I receive appropriate support for planning, preparation and assessment.   | 15             | 46.67            | 46.67   | 0.00       | 0.00                | 6.67         | 0.00  | 0.00            |
| 34    | The school has effective strategies to support children and young people with their learning, including those requiring additional support. | 15             | 26.67            | 66.67   | 0.00       | 0.00                | 6.67         | 0.00  | 0.00            |
| 35    | Staff have a shared understanding of their 'responsibility of all' in literacy and numeracy and health and wellbeing.                       | 15             | 46.67            | 46.67   | 0.00       | 0.00                | 6.67         | 0.00  | 0.00            |

| Q No. | Question (cont.)   | Response Count | Strongly agree % | Agree % | Disagree % | Strongly disagree % | Don't know % | N/A % | Didn't answer % |
|-------|--|----------------|------------------|---------|------------|---------------------|--------------|-------|-----------------|
| 36    | Moderation activities are helping me to make sound professional judgements.  | 15             | 40.00            | 46.67   | 0.00       | 0.00                | 6.67         | 6.67  | 0.00            |
| 37    | I have regular opportunities to help shape the curriculum through discussions with colleagues, parents and partners. | 15             | 20.00            | 66.67   | 6.67       | 0.00                | 6.67         | 0.00  | 0.00            |
| 38    | I am aware of and involved in the school's strategies for raising attainment for all.                                | 15             | 46.67            | 46.67   | 0.00       | 0.00                | 6.67         | 0.00  | 0.00            |

10 Your experience by percentage chart (sharing)

10 Your Experience by Percentage Chart (Sharing)

