

Broomhill Primary School and Nursery Class

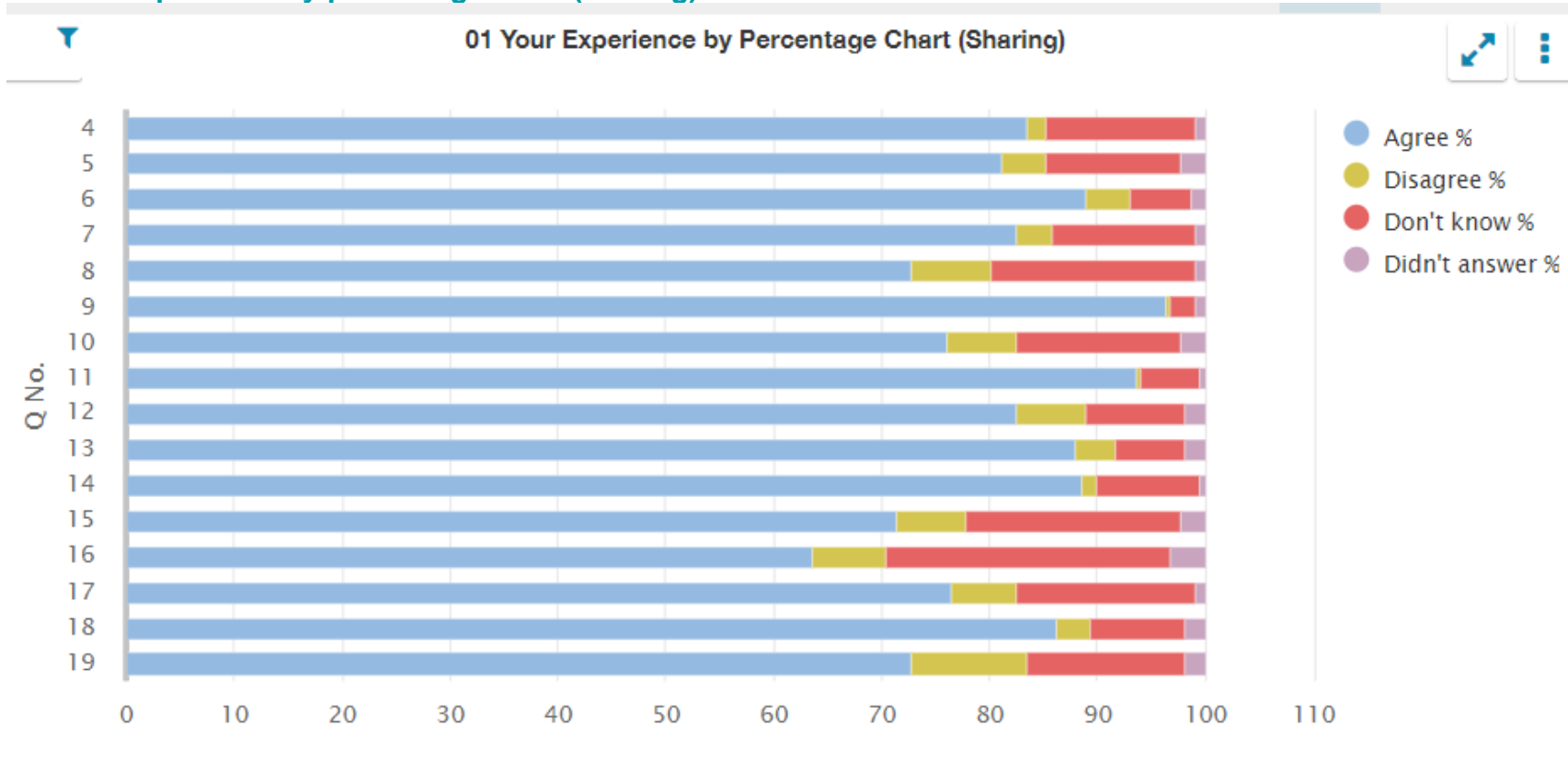
Pre-inspection questionnaire summary report
Inspection week: 29 January 2024

Questionnaire for children in primary stages (01)

01 Your experience by percentage (sharing)

| Q No. | Question | Response Count | Agree % | Disagree % | Don't know % | Didn't answer % |
|-------|---|----------------|---------|------------|--------------|-----------------|
| 4 | I feel safe when I am at school. | 217 | 83.41 | 1.84 | 13.82 | 0.92 |
| 5 | My school helps me to feel safe. | 217 | 81.11 | 4.15 | 12.44 | 2.3 |
| 6 | I have someone in my school I can speak to if I am upset or worried about something. | 217 | 88.94 | 4.15 | 5.53 | 1.38 |
| 7 | Staff treat me fairly and with respect. | 217 | 82.49 | 3.23 | 13.36 | 0.92 |
| 8 | Other children treat me fairly and with respect. | 217 | 72.81 | 7.37 | 18.89 | 0.92 |
| 9 | My school helps me to understand and respect other people. | 217 | 96.31 | 0.46 | 2.3 | 0.92 |
| 10 | My school is helping me to become confident. | 217 | 76.04 | 6.45 | 15.21 | 2.3 |
| 11 | My school teaches me how to lead a healthy lifestyle. | 217 | 93.55 | 0.46 | 5.53 | 0.46 |
| 12 | There are lots of chances at my school for me to get regular exercise. | 217 | 82.49 | 6.45 | 9.22 | 1.84 |
| 13 | My school offers me the opportunity to take part in activities in school beyond the classroom and timetabled day. | 217 | 88.02 | 3.69 | 6.45 | 1.84 |
| 14 | I have the opportunity to discuss my achievements outwith school with an adult in school who knows me well. | 217 | 88.48 | 1.38 | 9.68 | 0.46 |
| 15 | My school listens to my views. | 217 | 71.43 | 6.45 | 19.82 | 2.3 |
| 16 | My school takes my views into account. | 217 | 63.59 | 6.91 | 26.27 | 3.23 |
| 17 | I feel comfortable approaching staff with questions or suggestions. | 217 | 76.5 | 5.99 | 16.59 | 0.92 |
| 18 | Staff help me to understand how I am progressing in my school work. | 217 | 86.18 | 3.23 | 8.76 | 1.84 |
| 19 | My homework helps me to understand and improve my work in school. | 217 | 72.81 | 10.6 | 14.75 | 1.84 |

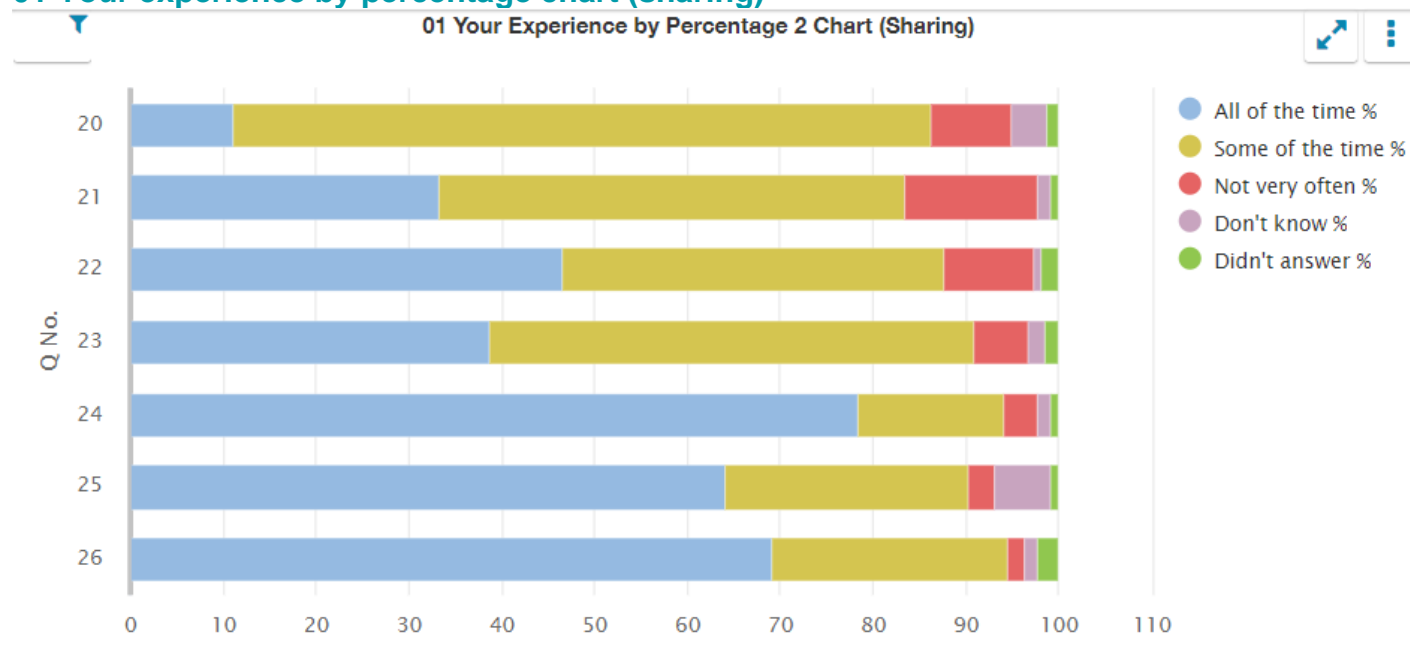
01 Your experience by percentage chart (sharing)



01 Your experience by percentage 2 (sharing)

| Q No. | Question | Response Count | All of the time % | Some of the time % | Not very often % | Don't know % | Didn't answer % |
|-------|---|----------------|-------------------|--------------------|------------------|--------------|-----------------|
| 20 | Other children behave well. | 217 | 11.06 | 75.12 | 8.76 | 3.69 | 1.38 |
| 21 | My teachers ask me about what things I want to learn in school. | 217 | 33.18 | 50.23 | 14.29 | 1.38 | 0.92 |
| 22 | I enjoy learning at school. | 217 | 46.54 | 41.01 | 9.68 | 0.92 | 1.84 |
| 23 | I feel that my work in school is hard enough. | 217 | 38.71 | 52.07 | 5.99 | 1.84 | 1.38 |
| 24 | I know who to ask to get help if I find my work too hard. | 217 | 78.34 | 15.67 | 3.69 | 1.38 | 0.92 |
| 25 | I am encouraged by staff to do the best I can. | 217 | 64.06 | 26.27 | 2.76 | 5.99 | 0.92 |
| 26 | I am happy with the quality of teaching in my school. | 217 | 69.12 | 25.35 | 1.84 | 1.38 | 2.3 |

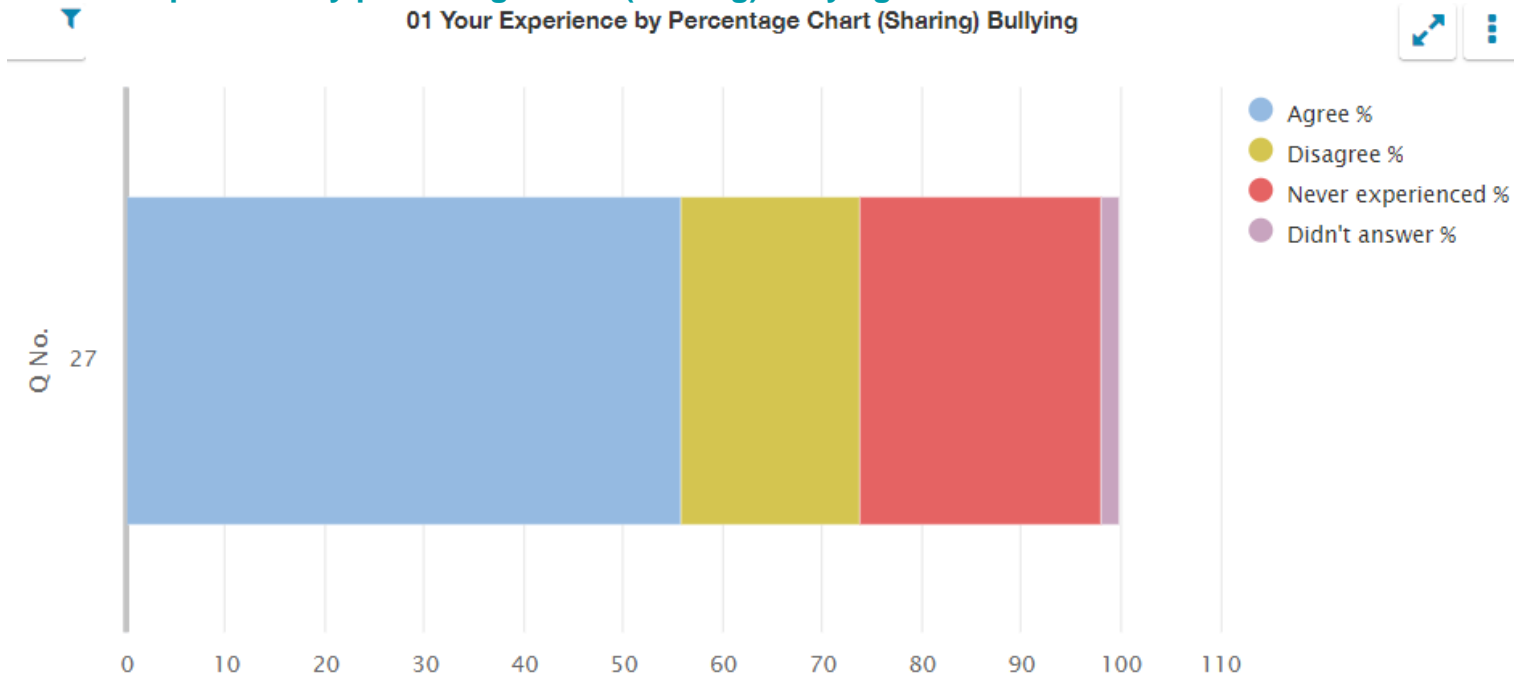
01 Your experience by percentage chart (sharing)



01 Your experience by percentage (sharing) bullying

| Q No. | Question | Response Count | Agree % | Disagree % | Never experienced % | Didn't answer % |
|-------|---|----------------|---------|------------|---------------------|-----------------|
| 27 | My school deals well with any bullying. | 217 | 55.76 | 17.97 | 24.42 | 1.84 |

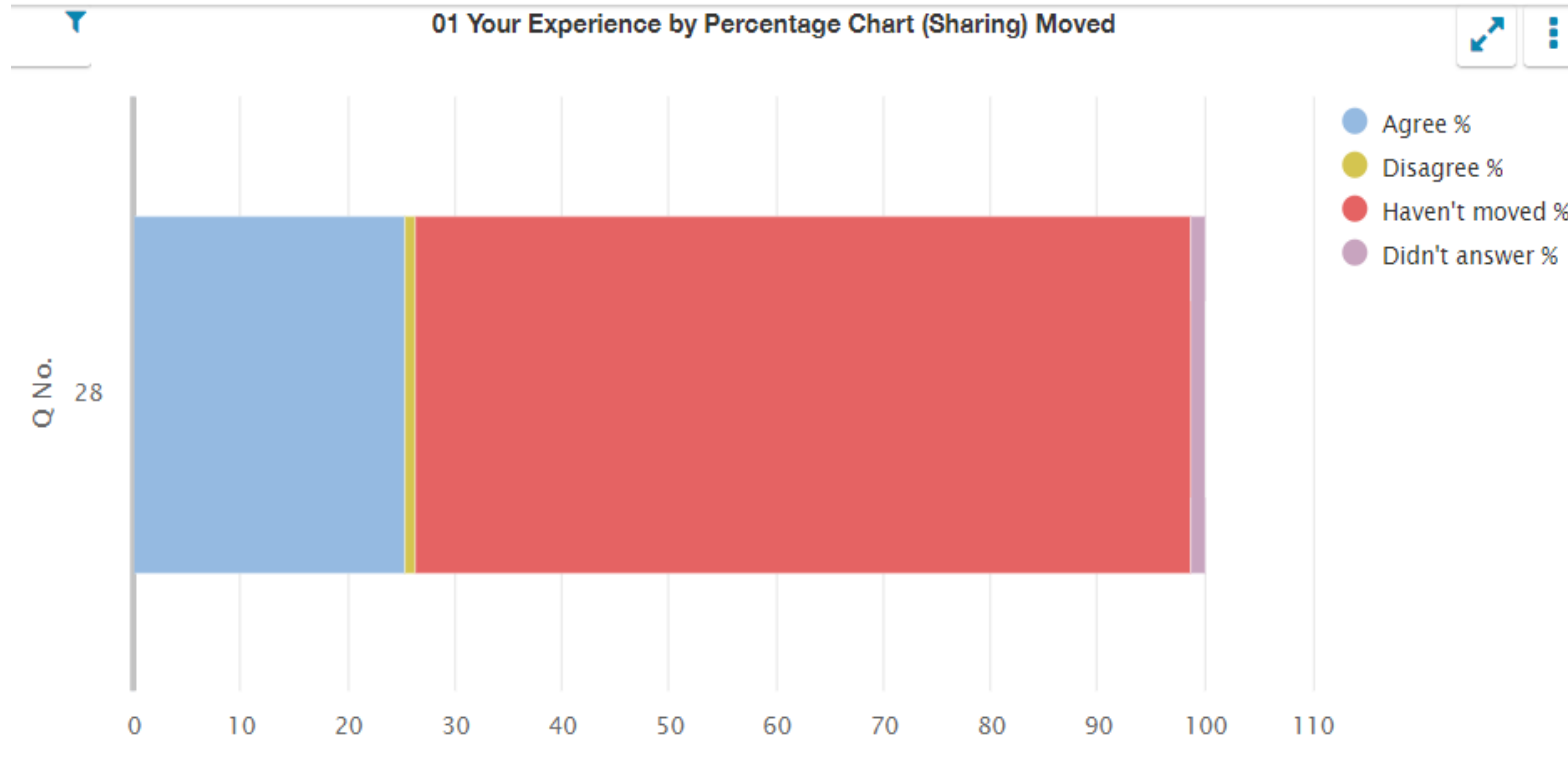
01 Your experience by percentage chart (sharing) bullying



01 Your experience by percentage (sharing) moved

| Q No. | Question | Response Count | Agree % | Disagree % | Haven't moved % | Didn't answer % |
|-------|---|----------------|---------|------------|-----------------|-----------------|
| 28 | I was well supported if I moved to a new school within the last year. | 217 | 25.35 | 0.92 | 72.35 | 1.38 |

01 Your experience by percentage chart (sharing) moved



Questionnaire for parents/carers of children in the early learning and childcare setting (03)

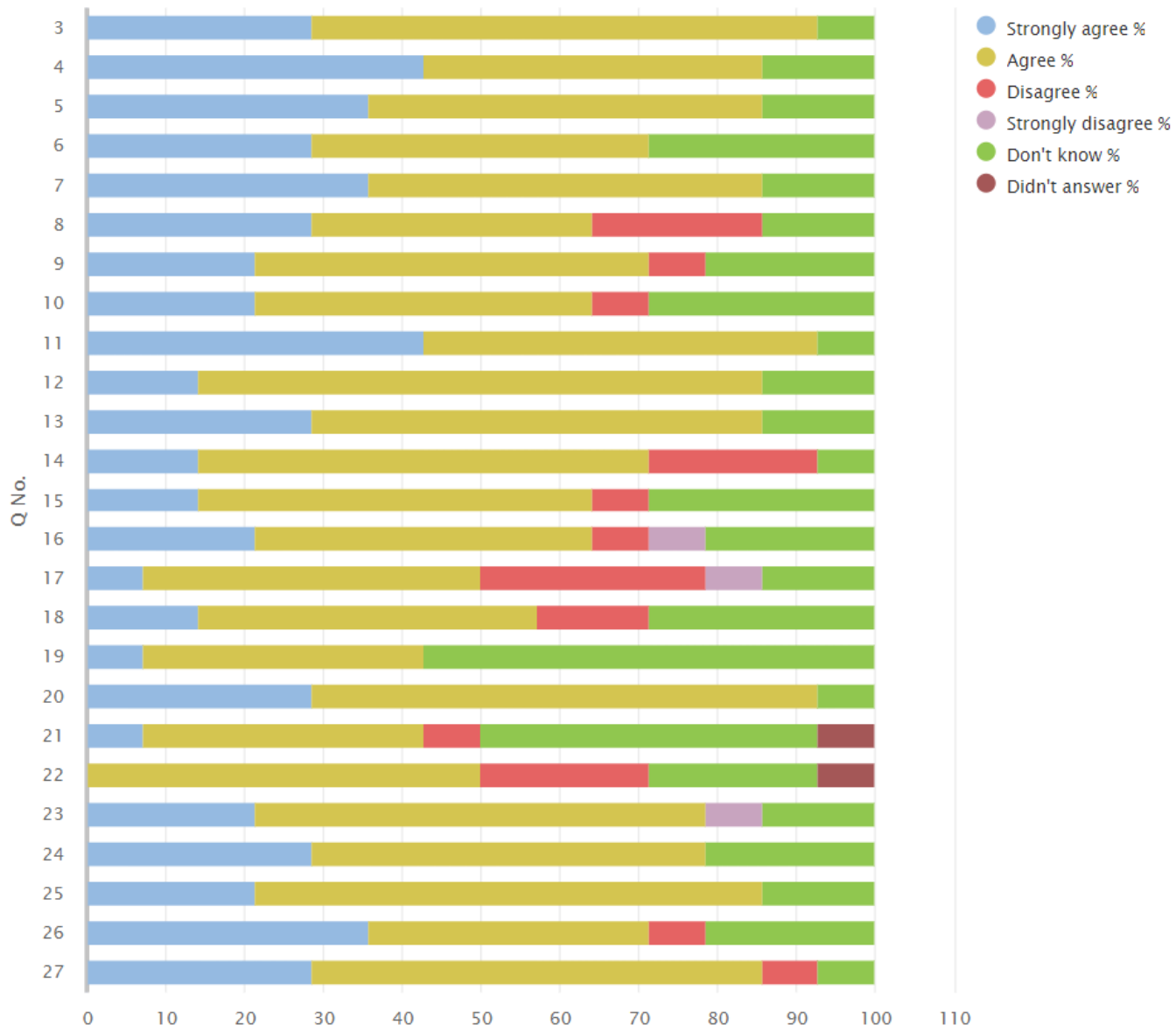
03 Your experience by percentage (sharing)

| Q No. | Question | Response Count | Strongly agree % | Agree % | Disagree % | Strongly disagree % | Don't know % | Didn't answer % |
|-------|--|----------------|------------------|---------|------------|---------------------|--------------|-----------------|
| 3 | My child likes being at this setting. | 14 | 28.57 | 64.29 | 0.00 | 0.00 | 7.14 | 0.00 |
| 4 | Staff treat my child fairly and with respect. | 14 | 42.86 | 42.86 | 0.00 | 0.00 | 14.29 | 0.00 |
| 5 | I feel that my child is safe at the setting. | 14 | 35.71 | 50 | 0.00 | 0.00 | 14.29 | 0.00 |
| 6 | My child's behaviour is managed effectively. | 14 | 28.57 | 42.86 | 0.00 | 0.00 | 28.57 | 0.00 |
| 7 | The setting helps my child to feel confident. | 14 | 35.71 | 50 | 0.00 | 0.00 | 14.29 | 0.00 |
| 8 | I feel staff really know my child as an individual. | 14 | 28.57 | 35.71 | 21.43 | 0.00 | 14.29 | 0.00 |
| 9 | The learning experiences my child has at the setting are at the right level for them. | 14 | 21.43 | 50 | 7.14 | 0.00 | 21.43 | 0.00 |
| 10 | My child's learning and development is well supported by the staff in the setting. | 14 | 21.43 | 42.86 | 7.14 | 0.00 | 28.57 | 0.00 |
| 11 | My child is encouraged to be healthy and to be physically active. | 14 | 42.86 | 50 | 0.00 | 0.00 | 7.14 | 0.00 |
| 12 | The setting supports my child's emotional wellbeing. | 14 | 14.29 | 71.43 | 0.00 | 0.00 | 14.29 | 0.00 |
| 13 | My child is making good progress at the setting. | 14 | 28.57 | 57.14 | 0.00 | 0.00 | 14.29 | 0.00 |
| 14 | I receive helpful, regular feedback about how my child is learning and developing e.g. informal feedback, reports and learning profiles. | 14 | 14.29 | 57.14 | 21.43 | 0.00 | 7.14 | 0.00 |
| 15 | The information I receive about how my child is learning and developing is shared with me when I request it. | 14 | 14.29 | 50 | 7.14 | 0.00 | 28.57 | 0.00 |
| 16 | I understand how the setting monitors my child's progress in learning. | 14 | 21.43 | 42.86 | 7.14 | 7.14 | 21.43 | 0.00 |
| 17 | The setting gives me ideas on how to support my child's learning at home. | 14 | 7.14 | 42.86 | 28.57 | 7.14 | 14.29 | 0.00 |
| 18 | The setting organises activities where my child and I can learn together. | 14 | 14.29 | 42.86 | 14.29 | 0.00 | 28.57 | 0.00 |
| 19 | The setting takes my views into account when making changes. | 14 | 7.14 | 35.71 | 0.00 | 0.00 | 57.14 | 0.00 |
| 20 | I feel comfortable approaching the setting with questions, suggestions and/or a problem. | 14 | 28.57 | 64.29 | 0.00 | 0.00 | 7.14 | 0.00 |

| Q No. | Question (cont.) | | | | | | | |
|-------|---|----|-------|-------|-------|------|-------|------|
| | | 14 | 7.14 | 35.71 | 7.14 | 0.00 | 42.86 | 7.14 |
| 21 | I feel encouraged to be involved in the work of parent groups. | 14 | 7.14 | 35.71 | 7.14 | 0.00 | 42.86 | 7.14 |
| 22 | I am kept informed about the work of parent groups. | 14 | 0.00 | 50 | 21.43 | 0.00 | 21.43 | 7.14 |
| 23 | The setting is well led and managed. | 14 | 21.43 | 57.14 | 0.00 | 7.14 | 14.29 | 0.00 |
| 24 | The setting encourages children to treat others kindly and with respect. | 14 | 28.57 | 50 | 0.00 | 0.00 | 21.43 | 0.00 |
| 25 | I would recommend the setting to other parents. | 14 | 21.43 | 64.29 | 0.00 | 0.00 | 14.29 | 0.00 |
| 26 | My child was well supported as they started at the setting or moved to a new room or group. | 14 | 35.71 | 35.71 | 7.14 | 0.00 | 21.43 | 0.00 |
| 27 | Overall, I am satisfied with the setting. | 14 | 28.57 | 57.14 | 7.14 | 0.00 | 7.14 | 0.00 |

03 Your experience by percentage chart (sharing)

03 Your Experience by Percentage Chart (Sharing)



Questionnaire for parents/carers of children in primary stages (04)

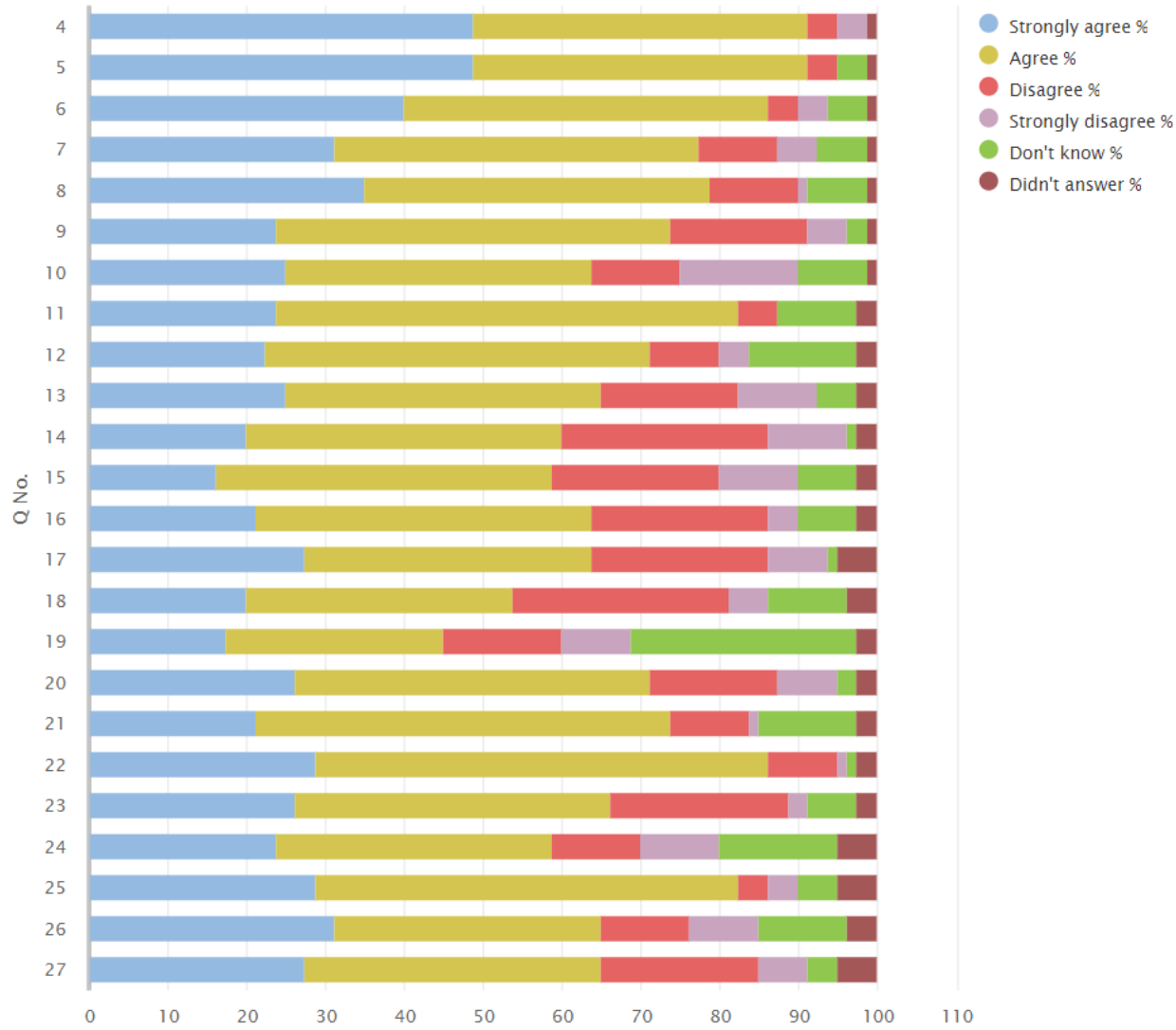
04 Your experience by percentage (sharing)

| Q No. | Question | Response Count | Strongly agree % | Agree % | Disagree % | Strongly disagree % | Don't know % | Didn't answer % |
|-------|--|----------------|------------------|---------|------------|---------------------|--------------|-----------------|
| 4 | My child likes being at this school. | 80 | 48.75 | 42.5 | 3.75 | 3.75 | 0.00 | 1.25 |
| 5 | Staff treat my child fairly and with respect. | 80 | 48.75 | 42.5 | 3.75 | 0.00 | 3.75 | 1.25 |
| 6 | I feel that my child is safe at the school. | 80 | 40 | 46.25 | 3.75 | 3.75 | 5 | 1.25 |
| 7 | The school helps my child to feel confident. | 80 | 31.25 | 46.25 | 10 | 5 | 6.25 | 1.25 |
| 8 | I feel staff really know my child as an individual. | 80 | 35 | 43.75 | 11.25 | 1.25 | 7.5 | 1.25 |
| 9 | My child finds their learning activities hard enough. | 80 | 23.75 | 50 | 17.5 | 5 | 2.5 | 1.25 |
| 10 | My child receives the help he/she needs to do well. | 80 | 25 | 38.75 | 11.25 | 15 | 8.75 | 1.25 |
| 11 | My child is encouraged by the school to be healthy and take regular exercise. | 80 | 23.75 | 58.75 | 5 | 0.00 | 10 | 2.5 |
| 12 | The school supports my child's emotional wellbeing. | 80 | 22.5 | 48.75 | 8.75 | 3.75 | 13.75 | 2.5 |
| 13 | My child is making good progress at the school. | 80 | 25 | 40 | 17.5 | 10 | 5 | 2.5 |
| 14 | I receive helpful, regular feedback about how my child is learning and developing e.g. informal feedback, reports and learning profiles. | 80 | 20 | 40 | 26.25 | 10 | 1.25 | 2.5 |
| 15 | The information I receive about how my child is doing reaches me at the right time. | 80 | 16.25 | 42.5 | 21.25 | 10 | 7.5 | 2.5 |
| 16 | I understand how my child's progress is assessed. | 80 | 21.25 | 42.5 | 22.5 | 3.75 | 7.5 | 2.5 |
| 17 | The school gives me advice on how to support my child's learning at home. | 80 | 27.5 | 36.25 | 22.5 | 7.5 | 1.25 | 5 |
| 18 | The school organises activities where my child and I can learn together. | 80 | 20 | 33.75 | 27.5 | 5 | 10 | 3.75 |
| 19 | The school takes my views into account when making changes. | 80 | 17.5 | 27.5 | 15 | 8.75 | 28.75 | 2.5 |
| 20 | I feel comfortable approaching the school with questions, suggestions and/or a problem. | 80 | 26.25 | 45 | 16.25 | 7.5 | 2.5 | 2.5 |
| 21 | I feel encouraged to be involved in the work of the Parent Council and/or parent association. | 80 | 21.25 | 52.5 | 10 | 1.25 | 12.5 | 2.5 |
| 22 | I am kept informed about the work of the Parent Council and/or parent association. | 80 | 28.75 | 57.5 | 8.75 | 1.25 | 1.25 | 2.5 |

| Q No. | Question (cont.) | Response Count | Strongly agree % | Agree % | Disagree % | Strongly disagree % | Don't know % | Didn't answer % |
|-------|--|----------------|------------------|---------|------------|---------------------|--------------|-----------------|
| 23 | I am satisfied with the quality of teaching in the school. | 80 | 26.25 | 40 | 22.5 | 2.5 | 6.25 | 2.5 |
| 24 | The school is well led and managed. | 80 | 23.75 | 35 | 11.25 | 10 | 15 | 5 |
| 25 | The school encourages children to treat others with respect. | 80 | 28.75 | 53.75 | 3.75 | 3.75 | 5 | 5 |
| 26 | I would recommend the school to other parents. | 80 | 31.25 | 33.75 | 11.25 | 8.75 | 11.25 | 3.75 |
| 27 | Overall, I am satisfied with the school. | 80 | 27.5 | 37.5 | 20 | 6.25 | 3.75 | 5 |

04 Your experience by percentage chart (sharing)

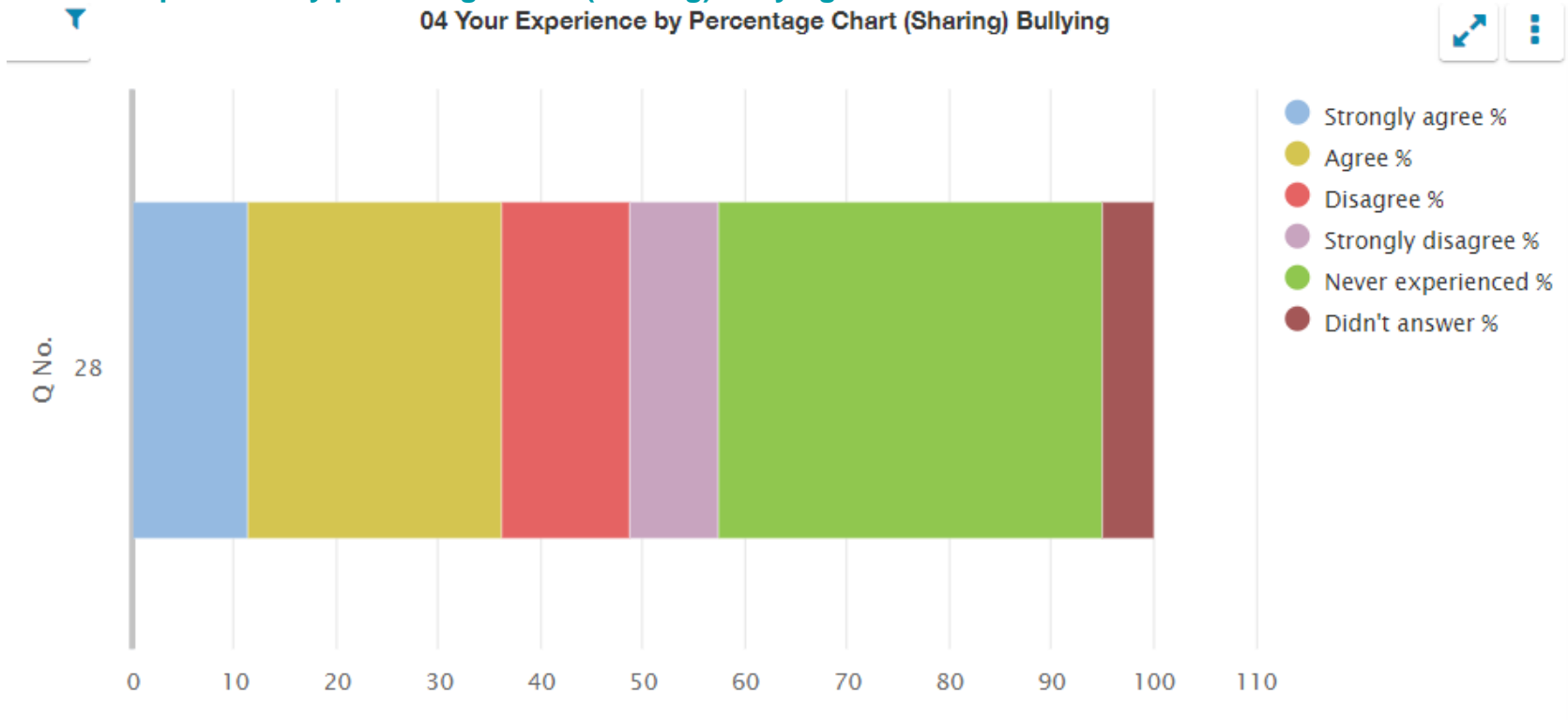
04 Your Experience by Percentage Chart (Sharing)



04 Your experience by percentage (sharing) bullying

| Q No. | Question | Response Count | Strongly agree % | Agree % | Disagree % | Strongly disagree % | Never experienced % | Didn't answer % |
|-------|--|----------------|------------------|---------|------------|---------------------|---------------------|-----------------|
| 28 | The school deals well with any bullying. | 80 | 11.25 | 25 | 12.5 | 8.75 | 37.5 | 5 |

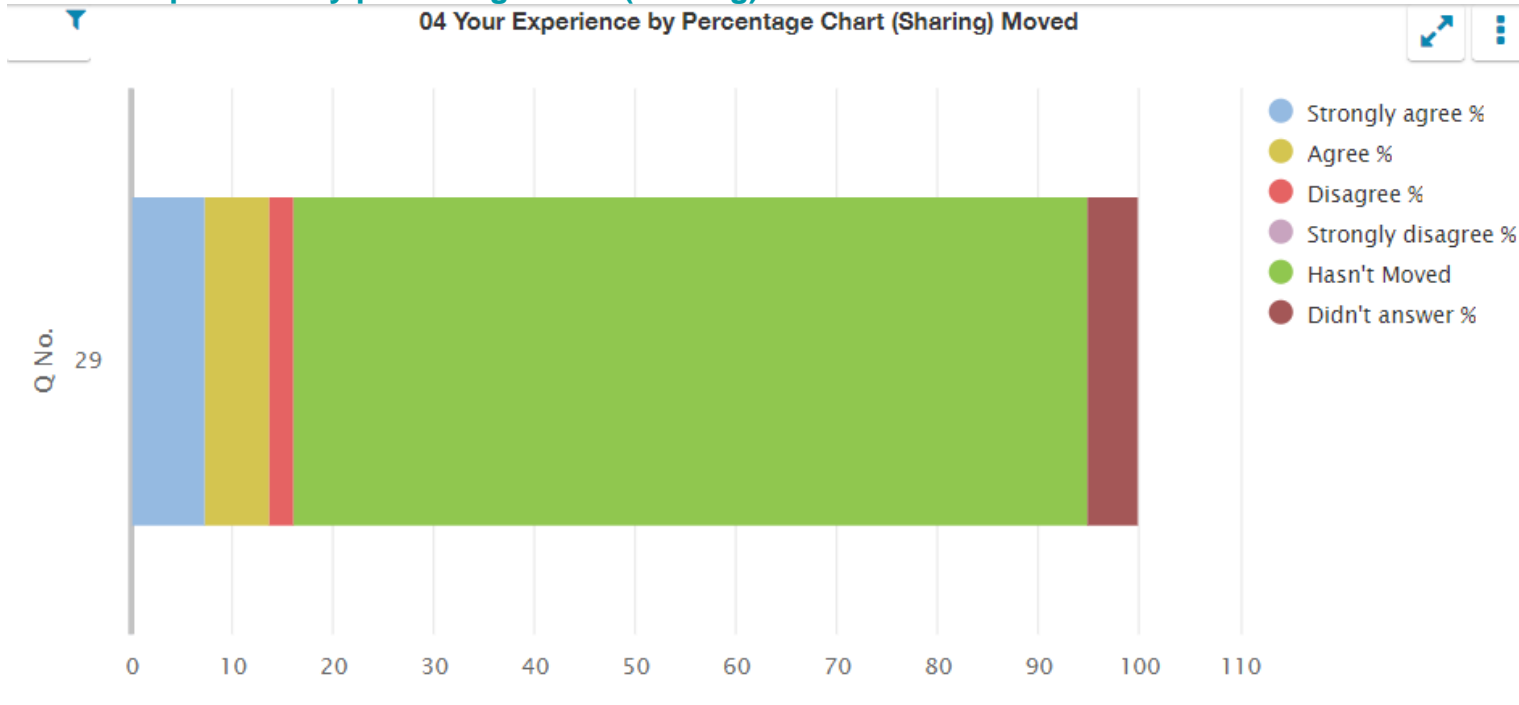
04 Your experience by percentage chart (sharing) bullying



04 Your experience by percentage (sharing) moved

| Q No. | Question | Response Count | Strongly agree % | Agree % | Disagree % | Strongly disagree % | Hasn't Moved % | Didn't answer % |
|-------|---|----------------|------------------|---------|------------|---------------------|----------------|-----------------|
| 29 | My child was well supported if they moved to a new school within the last year. | 80 | 7.5 | 6.25 | 2.5 | 0.00 | 78.75 | 5 |

04 Your experience by percentage chart (sharing) moved



Questionnaire for school teachers (10)

10 Your experience by percentage (sharing)

| Q No. | Question | Response Count | Strongly agree % | Agree % | Disagree % | Strongly disagree % | Don't know % | N/A % | Didn't answer % |
|-------|---|----------------|------------------|---------|------------|---------------------|--------------|-------|-----------------|
| 2 | I find it rewarding to be a member of staff at this school. | 20 | 45 | 50 | 0.00 | 0.00 | 5 | 0.00 | 0.00 |
| 3 | I feel a valued part of the school's community. | 20 | 50 | 45 | 0.00 | 0.00 | 5 | 0.00 | 0.00 |
| 4 | I am encouraged to learn and share practice with colleagues from other schools. | 20 | 25 | 65 | 0.00 | 0.00 | 10 | 0.00 | 0.00 |
| 5 | I am given the opportunity to learn and share practice with colleagues from other schools. | 20 | 25 | 60 | 10 | 0.00 | 5 | 0.00 | 0.00 |
| 6 | I have a clear understanding of the social, cultural and economic context of the school. | 20 | 75 | 15 | 0.00 | 0.00 | 10 | 0.00 | 0.00 |
| 7 | I feel appropriately supported by the school to undertake my role. | 20 | 45 | 50 | 0.00 | 0.00 | 5 | 0.00 | 0.00 |
| 8 | I am supported to engage in professional learning. | 20 | 70 | 25 | 0.00 | 0.00 | 5 | 0.00 | 0.00 |
| 9 | My professional learning enables me to reflect on and improve my practice. | 20 | 70 | 25 | 0.00 | 0.00 | 5 | 0.00 | 0.00 |
| 10 | I have regular opportunities to undertake leadership roles. | 20 | 25 | 50 | 5 | 0.00 | 10 | 10 | 0.00 |
| 11 | I have opportunities to be involved in agreeing priorities for the school. | 20 | 40 | 45 | 0.00 | 0.00 | 10 | 0.00 | 5 |
| 12 | I am actively involved in the school's ongoing self-evaluation. | 20 | 60 | 30 | 0.00 | 0.00 | 10 | 0.00 | 0.00 |
| 13 | GTCS standards are used to support professional dialogue. | 20 | 50 | 45 | 0.00 | 0.00 | 5 | 0.00 | 0.00 |
| 14 | I use information, including data, effectively to identify and reduce inequalities in children's and young people's outcomes. | 20 | 50 | 45 | 0.00 | 0.00 | 5 | 0.00 | 0.00 |
| 15 | I understand how to apply the school's procedures relating to child protection and safeguarding. | 20 | 90 | 5 | 0.00 | 0.00 | 5 | 0.00 | 0.00 |
| 16 | The school's vision and values underpins my work. | 20 | 65 | 25 | 0.00 | 0.00 | 5 | 0.00 | 5 |
| 17 | Staff treat all children and young people fairly and with respect. | 20 | 85 | 10 | 0.00 | 0.00 | 5 | 0.00 | 0.00 |

| Q No. | Question (cont.) | Response Count | Strongly agree % | Agree % | Disagree % | Strongly disagree % | Don't know % | N/A % | Didn't answer % |
|-------|---|----------------|------------------|---------|------------|---------------------|--------------|-------|-----------------|
| 18 | Colleagues treat each other with respect. | 20 | 85 | 10 | 0.00 | 0.00 | 5 | 0.00 | 0.00 |
| 19 | Children and young people are encouraged and supported to treat others with respect. | 20 | 80 | 15 | 0.00 | 0.00 | 5 | 0.00 | 0.00 |
| 20 | Children and young people are well behaved. | 20 | 25 | 65 | 5 | 0.00 | 5 | 0.00 | 0.00 |
| 21 | The school deals effectively with any bullying. | 20 | 45 | 45 | 5 | 0.00 | 5 | 0.00 | 0.00 |
| 22 | I am provided with feedback when I report an incident. | 20 | 45 | 45 | 0.00 | 0.00 | 10 | 0.00 | 0.00 |
| 23 | Staff at all levels within the school communicate effectively with each other. | 20 | 45 | 50 | 0.00 | 0.00 | 5 | 0.00 | 0.00 |
| 24 | The school's arrangements for engaging parents in their child's learning are effective. | 20 | 55 | 35 | 0.00 | 0.00 | 10 | 0.00 | 0.00 |
| 25 | The school is well led and managed. | 20 | 60 | 35 | 0.00 | 0.00 | 5 | 0.00 | 0.00 |
| 26 | Collaborative working across the school is effective in taking forward improvement. | 20 | 45 | 40 | 0.00 | 0.00 | 5 | 0.00 | 10 |
| 27 | Children and young people are engaged in their learning. | 20 | 55 | 40 | 0.00 | 0.00 | 5 | 0.00 | 0.00 |
| 28 | I give children and young people regular feedback which helps them to progress. | 20 | 60 | 35 | 0.00 | 0.00 | 5 | 0.00 | 0.00 |
| 29 | Children and young people are provided with experiences which meet their learning needs. | 20 | 55 | 40 | 0.00 | 0.00 | 5 | 0.00 | 0.00 |
| 30 | Children and young people are involved in talking about and planning their learning. | 20 | 30 | 65 | 0.00 | 0.00 | 5 | 0.00 | 0.00 |
| 31 | Children and young people are involved in setting their learning targets. | 20 | 20 | 75 | 0.00 | 0.00 | 5 | 0.00 | 0.00 |
| 32 | Children and young people have the opportunity to lead their learning. | 20 | 25 | 70 | 0.00 | 0.00 | 5 | 0.00 | 0.00 |
| 33 | I receive appropriate support for planning, preparation and assessment. | 20 | 35 | 55 | 0.00 | 0.00 | 5 | 5 | 0.00 |
| 34 | The school has effective strategies to support children and young people with their learning, including those requiring additional support. | 20 | 40 | 50 | 0.00 | 0.00 | 10 | 0.00 | 0.00 |
| 35 | Staff have a shared understanding of their 'responsibility of all' in literacy and numeracy and health and wellbeing. | 20 | 55 | 35 | 0.00 | 0.00 | 10 | 0.00 | 0.00 |

| Q No. | Question (cont.) | Response Count | Strongly agree % | Agree % | Disagree % | Strongly disagree % | Don't know % | N/A % | Didn't answer % |
|-------|--|----------------|------------------|---------|------------|---------------------|--------------|-------|-----------------|
| 36 | Moderation activities are helping me to make sound professional judgements. | 20 | 50 | 45 | 0.00 | 0.00 | 5 | 0.00 | 0.00 |
| 37 | I have regular opportunities to help shape the curriculum through discussions with colleagues, parents and partners. | 20 | 30 | 65 | 0.00 | 0.00 | 5 | 0.00 | 0.00 |
| 38 | I am aware of and involved in the school's strategies for raising attainment for all. | 20 | 45 | 45 | 0.00 | 0.00 | 10 | 0.00 | 0.00 |

10 Your experience by percentage chart (sharing)

