

Rutherglen High School

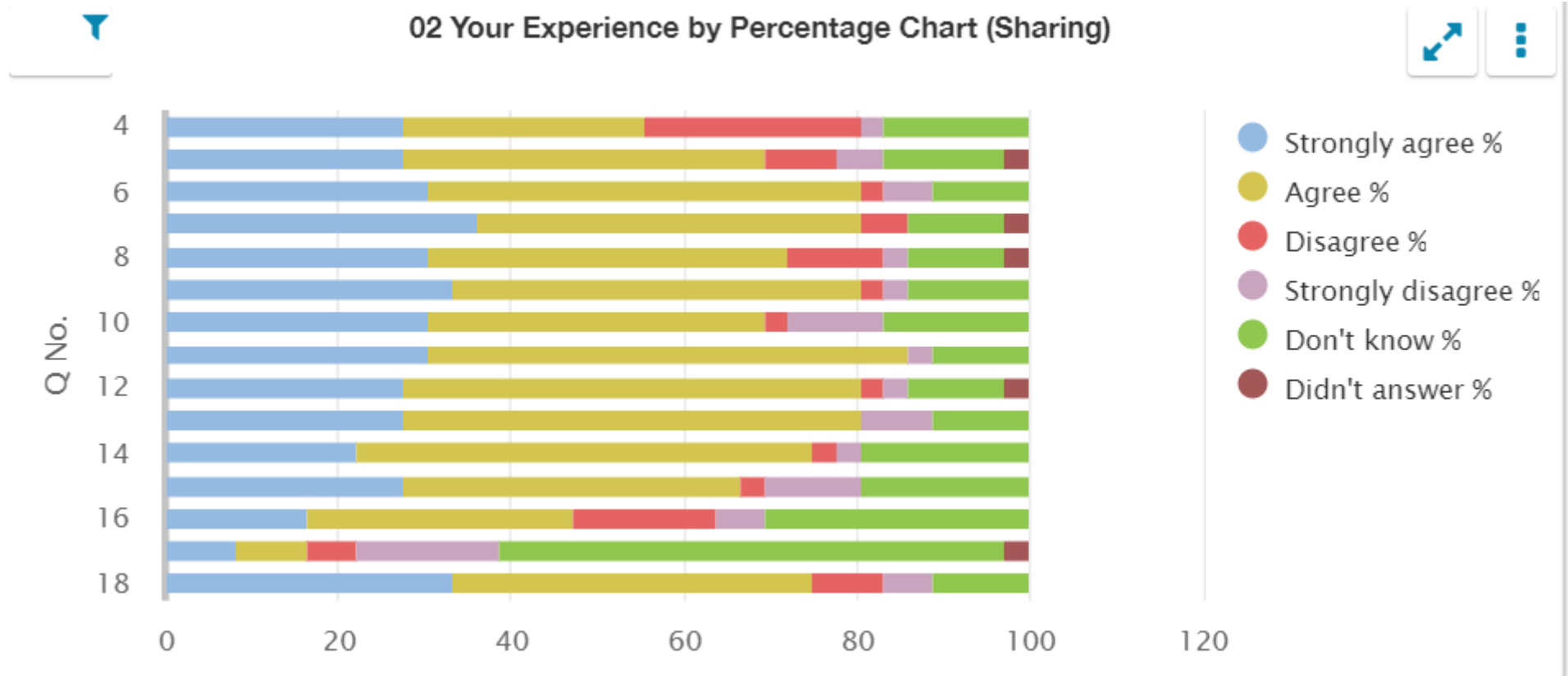
Pre-inspection questionnaire summary report Inspection week: 10 June 2024

Questionnaire for young people in secondary stages (02)

02 Your experience by percentage (sharing)

| Q No. | Question | Response Count | Strongly agree % | Agree % | Disagree % | Strongly disagree % | Don't know % | Didn't answer % |
|-------|---|----------------|------------------|---------|------------|---------------------|--------------|-----------------|
| 4 | I feel safe when I am at school. | 36 | 27.78 | 27.78 | 25 | 2.78 | 16.67 | 0.00 |
| 5 | My school helps me to feel safe. | 36 | 27.78 | 41.67 | 8.33 | 5.56 | 13.89 | 2.78 |
| 6 | I have someone in my school I can speak to if I am upset or worried about something. | 36 | 30.56 | 50 | 2.78 | 5.56 | 11.11 | 0.00 |
| 7 | Staff treat me fairly and with respect. | 36 | 36.11 | 44.44 | 5.56 | 0.00 | 11.11 | 2.78 |
| 8 | Other young people treat me fairly and with respect. | 36 | 30.56 | 41.67 | 11.11 | 2.78 | 11.11 | 2.78 |
| 9 | My school helps me to understand and respect other people. | 36 | 33.33 | 47.22 | 2.78 | 2.78 | 13.89 | 0.00 |
| 10 | My school is helping me to become confident. | 36 | 30.56 | 38.89 | 2.78 | 11.11 | 16.67 | 0.00 |
| 11 | My school teaches me how to lead a healthy lifestyle. | 36 | 30.56 | 55.56 | 0.00 | 2.78 | 11.11 | 0.00 |
| 12 | There are lots of chances at my school for me to get regular exercise. | 36 | 27.78 | 52.78 | 2.78 | 2.78 | 11.11 | 2.78 |
| 13 | My school offers me the opportunity to take part in activities in school beyond the classroom and timetabled day. | 36 | 27.78 | 52.78 | 0.00 | 8.33 | 11.11 | 0.00 |
| 14 | I have the opportunity to discuss my achievements outwith school with an adult in school who knows me well. | 36 | 22.22 | 52.78 | 2.78 | 2.78 | 19.44 | 0.00 |
| 15 | My school listens to my views. | 36 | 27.78 | 38.89 | 2.78 | 11.11 | 19.44 | 0.00 |
| 16 | My school takes my views into account. | 36 | 16.67 | 30.56 | 16.67 | 5.56 | 30.56 | 0.00 |
| 17 | My homework helps me to understand and improve my work in school. | 36 | 8.33 | 8.33 | 5.56 | 16.67 | 58.33 | 2.78 |
| 18 | I was given good advice to make choices about taking the subjects that are right for me. | 36 | 33.33 | 41.67 | 8.33 | 5.56 | 11.11 | 0.00 |

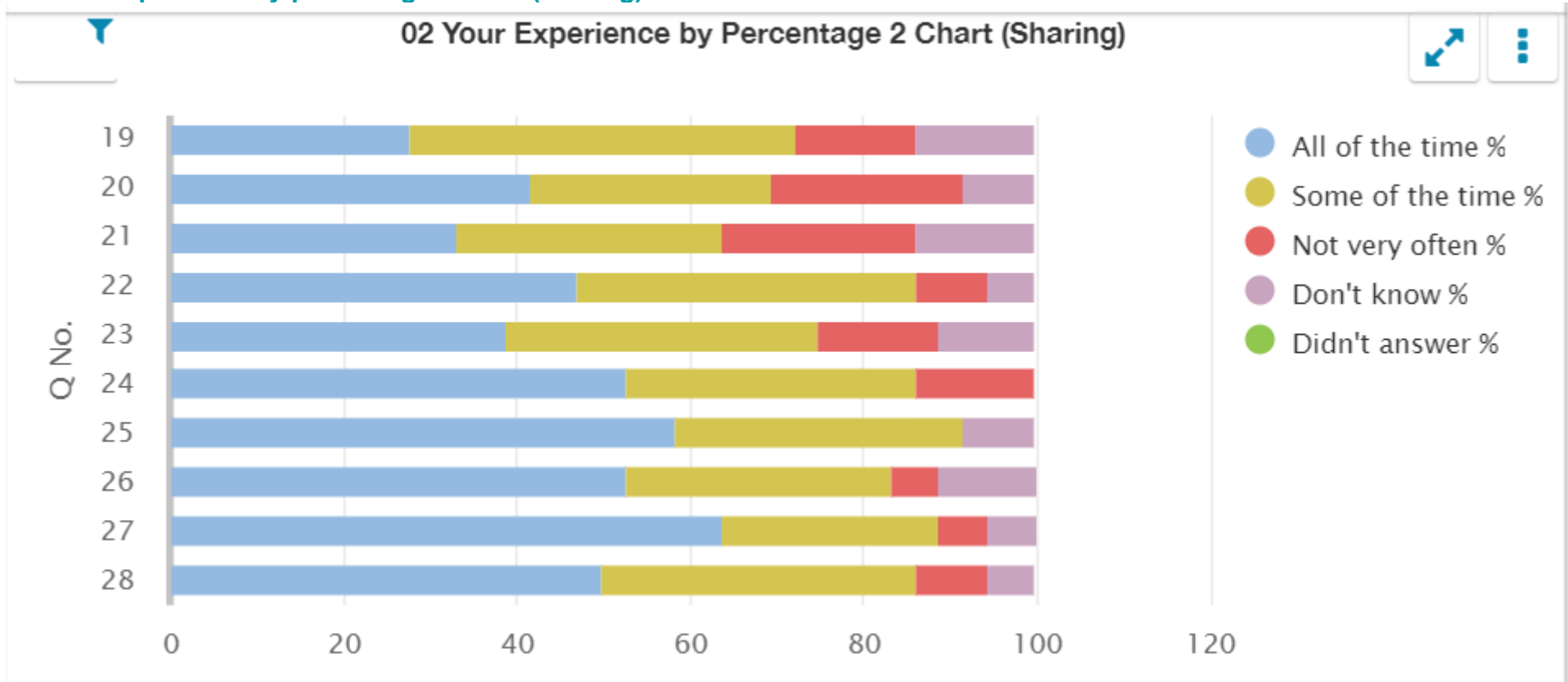
02 Your experience by percentage chart (sharing)



02 Your experience by percentage 2 (sharing)

| Q No. | Question | Response Count | All of the time % | Some of the time % | Not very often % | Don't know % | Didn't answer % |
|-------|---|----------------|-------------------|--------------------|------------------|--------------|-----------------|
| 19 | Staff help young people to be responsible for their own behaviour. | 36 | 27.78 | 44.44 | 13.89 | 13.89 | 0.00 |
| 20 | I feel comfortable approaching staff with questions or suggestions. | 36 | 41.67 | 27.78 | 22.22 | 8.33 | 0.00 |
| 21 | I am given the opportunity to influence what and how I learn. | 36 | 33.33 | 30.56 | 22.22 | 13.89 | 0.00 |
| 22 | I enjoy learning at school. | 36 | 47.22 | 38.89 | 8.33 | 5.56 | 0.00 |
| 23 | I feel that my work in school is hard enough. | 36 | 38.89 | 36.11 | 13.89 | 11.11 | 0.00 |
| 24 | I know who to ask to get help if I find my work too hard. | 36 | 52.78 | 33.33 | 13.89 | 0.00 | 0.00 |
| 25 | Staff help me to understand how I am progressing in my school work. | 36 | 58.33 | 33.33 | 0.00 | 8.33 | 0.00 |
| 26 | The feedback I receive on my work helps me to improve my learning. | 36 | 52.78 | 30.56 | 5.56 | 11.11 | 0.00 |
| 27 | I am encouraged by staff to do the best I can. | 36 | 63.89 | 25 | 5.56 | 5.56 | 0.00 |
| 28 | I am happy with the quality of teaching in my school. | 36 | 50 | 36.11 | 8.33 | 5.56 | 0.00 |

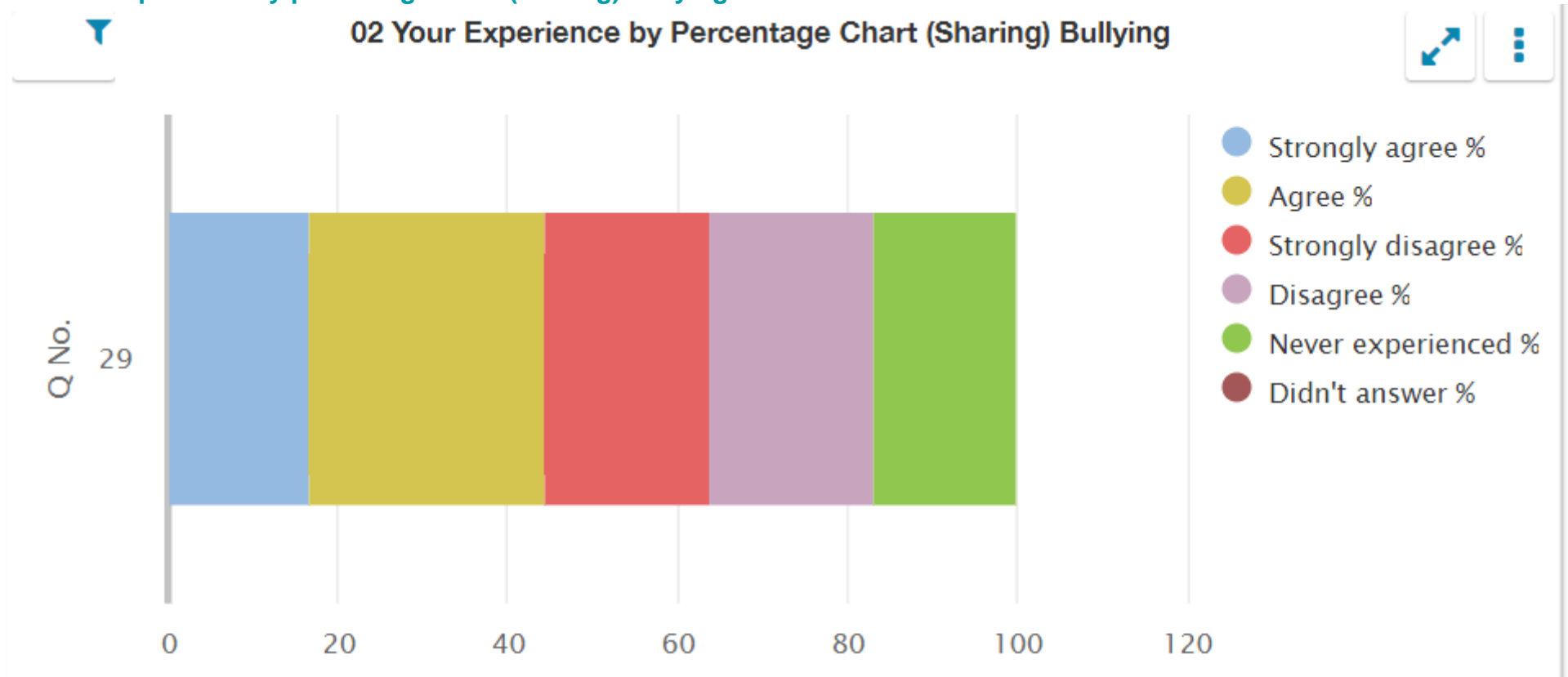
02 Your experience by percentage 2 chart (sharing)



02 Your experience by percentage (sharing) bullying

| Q No. | Question | Response Count | Strongly agree % | Agree % | Disagree % | Strongly disagree % | Never experienced % | Didn't answer % |
|-------|---|----------------|------------------|---------|------------|---------------------|---------------------|-----------------|
| 29 | My school deals well with any bullying. | 36 | 16.67 | 27.78 | 19.44 | 19.44 | 16.67 | 0.00 |

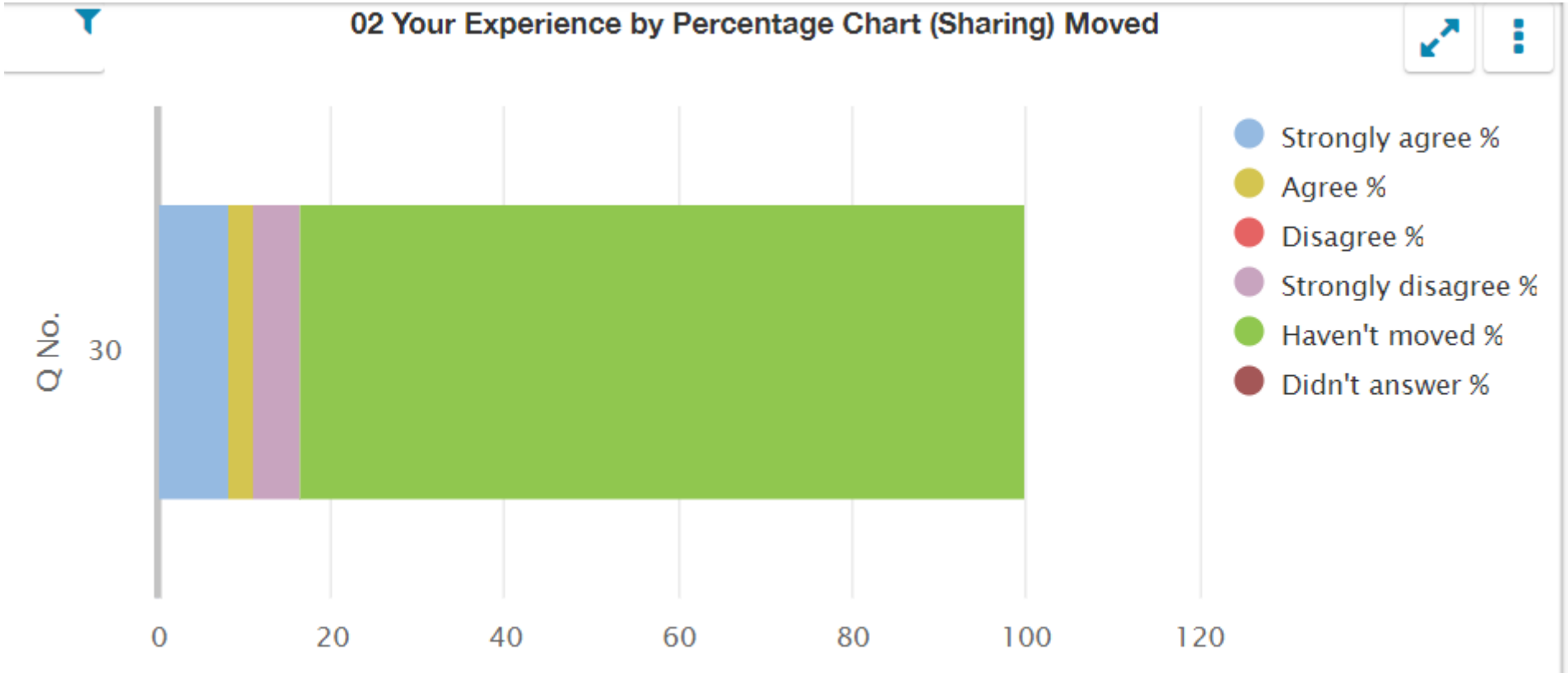
02 Your experience by percentage chart (sharing) bullying



02 Your experience by percentage (sharing) moved

| Q No. | Question | Response Count | Strongly agree % | Agree % | Disagree % | Strongly disagree % | Haven't moved % | Didn't answer % |
|-------|---|----------------|------------------|---------|------------|---------------------|-----------------|-----------------|
| 30 | I was well supported if I moved to a new school within the last year. | 36 | 8.33 | 2.78 | 0.00 | 5.56 | 83.33 | 0.00 |

02 Your experience by percentage chart (sharing) moved



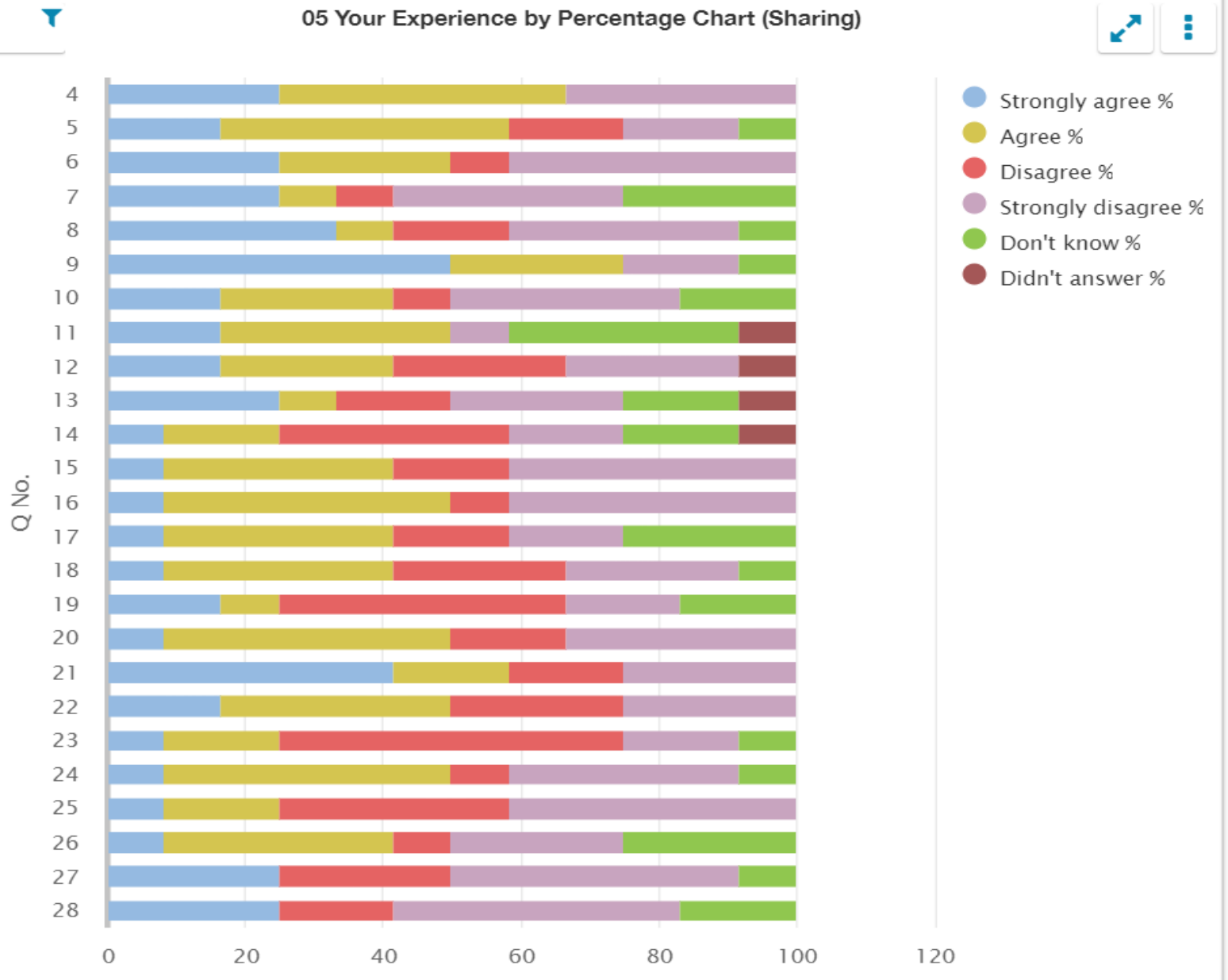
Questionnaire for parents/carers of children in secondary stages (05)

05 Your experience by percentage (sharing)

| Q No. | Question | Response Count | Strongly agree % | Agree % | Disagree % | Strongly disagree % | Don't know % | Didn't answer % |
|-------|--|----------------|------------------|---------|------------|---------------------|--------------|-----------------|
| 4 | My child likes being at this school. | 12 | 25 | 41.67 | 0.00 | 33.33 | 0.00 | 0.00 |
| 5 | Staff treat my child fairly and with respect. | 12 | 16.67 | 41.67 | 16.67 | 16.67 | 8.33 | 0.00 |
| 6 | I feel that my child is safe at the school. | 12 | 25 | 25 | 8.33 | 41.67 | 0.00 | 0.00 |
| 7 | The school helps my child to feel confident. | 12 | 25 | 8.33 | 8.33 | 33.33 | 25 | 0.00 |
| 8 | I feel staff really know my child as an individual. | 12 | 33.33 | 8.33 | 16.67 | 33.33 | 8.33 | 0.00 |
| 9 | My child finds their learning activities hard enough. | 12 | 50 | 25 | 0.00 | 16.67 | 8.33 | 0.00 |
| 10 | My child receives the help he/she needs to do well. | 12 | 16.67 | 25 | 8.33 | 33.33 | 16.67 | 0.00 |
| 11 | My child is encouraged by the school to be healthy and take regular exercise. | 12 | 16.67 | 33.33 | 0.00 | 8.33 | 33.33 | 8.33 |
| 12 | The school supports my child's emotional wellbeing. | 12 | 16.67 | 25 | 25 | 25 | 0.00 | 8.33 |
| 13 | My child is making good progress at the school. | 12 | 25 | 8.33 | 16.67 | 25 | 16.67 | 8.33 |
| 14 | My child was well supported to make choices about taking the subjects that are right for them. | 12 | 8.33 | 16.67 | 33.33 | 16.67 | 16.67 | 8.33 |
| 15 | I receive helpful, regular feedback about how my child is learning and developing e.g. informal feedback, reports and learning profiles. | 12 | 8.33 | 33.33 | 16.67 | 41.67 | 0.00 | 0.00 |
| 16 | The information I receive about how my child is doing reaches me at the right time. | 12 | 8.33 | 41.67 | 8.33 | 41.67 | 0.00 | 0.00 |
| 17 | I understand how my child's progress is assessed. | 12 | 8.33 | 33.33 | 16.67 | 16.67 | 25 | 0.00 |
| 18 | The school gives me advice on how to support my child's learning at home. | 12 | 8.33 | 33.33 | 25 | 25 | 8.33 | 0.00 |
| 19 | The school organises activities where my child and I can learn together. | 12 | 16.67 | 8.33 | 41.67 | 16.67 | 16.67 | 0.00 |
| 20 | The school takes my views into account when making changes. | 12 | 8.33 | 41.67 | 16.67 | 33.33 | 0.00 | 0.00 |
| 21 | I feel comfortable approaching the school with questions, suggestions and/or a problem. | 12 | 41.67 | 16.67 | 16.67 | 25 | 0.00 | 0.00 |

| Q No. | Question (cont.) | Response Count | Strongly agree % | Agree % | Disagree % | Strongly disagree % | Don't know % | Didn't answer % |
|-------|---|----------------|------------------|---------|------------|---------------------|--------------|-----------------|
| 22 | I feel encouraged to be involved in the work of the Parent Council and/or parent association. | 12 | 16.67 | 33.33 | 25 | 25 | 0.00 | 0.00 |
| 23 | I am kept informed about the work of the Parent Council and/or parent association. | 12 | 8.33 | 16.67 | 50 | 16.67 | 8.33 | 0.00 |
| 24 | I am satisfied with the quality of teaching in the school. | 12 | 8.33 | 41.67 | 8.33 | 33.33 | 8.33 | 0.00 |
| 25 | The school is well led and managed. | 12 | 8.33 | 16.67 | 33.33 | 41.67 | 0.00 | 0.00 |
| 26 | The school encourages young people to treat others with respect. | 12 | 8.33 | 33.33 | 8.33 | 25 | 25 | 0.00 |
| 27 | I would recommend the school to other parents. | 12 | 25 | 0.00 | 25 | 41.67 | 8.33 | 0.00 |
| 28 | Overall, I am satisfied with the school. | 12 | 25 | 0.00 | 16.67 | 41.67 | 16.67 | 0.00 |

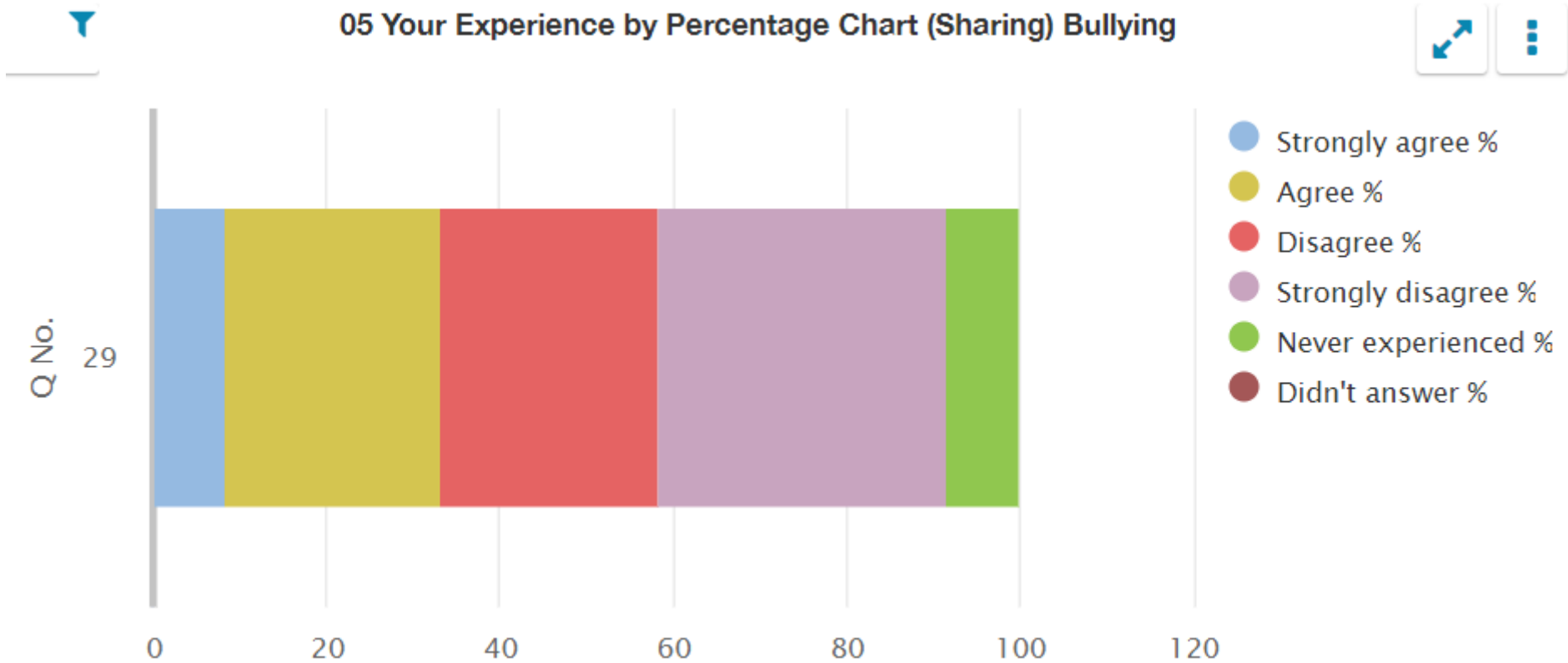
05 Your experience by percentage chart (sharing)



05 Your experience by percentage (sharing) bullying

| Q No. | Question | Response Count | Strongly agree % | Agree % | Disagree % | Strongly disagree % | Never experienced % | Didn't answer % |
|-------|---|----------------|------------------|---------|------------|---------------------|---------------------|-----------------|
| 29 | My child's school deals well with any bullying. | 12 | 8.33 | 25 | 25 | 33.33 | 8.33 | 0.00 |

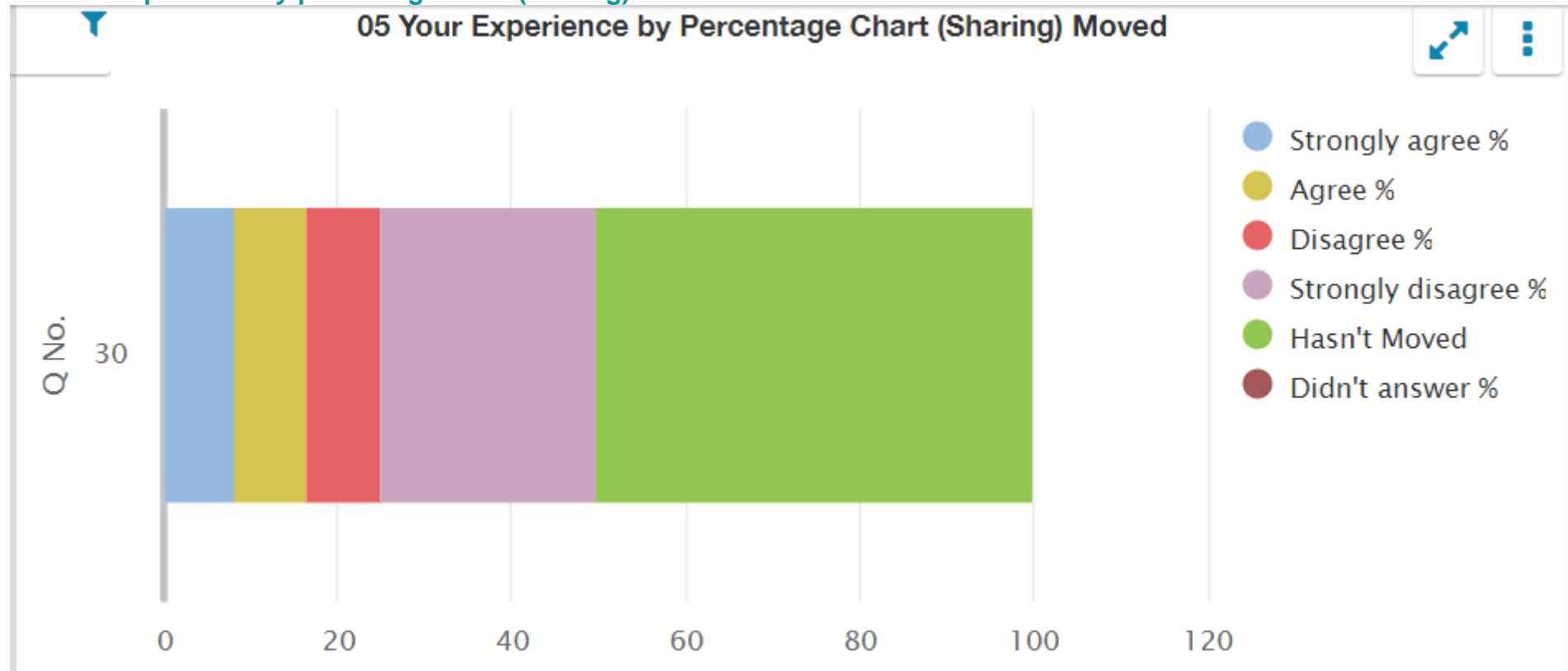
05 Your experience by percentage chart (sharing) bullying



05 Your experience by percentage (sharing) moved

| Q No. | Question | Response Count | Strongly agree % | Agree % | Disagree % | Strongly disagree % | Hasn't Moved | Didn't answer % |
|-------|---|----------------|------------------|---------|------------|---------------------|--------------|-----------------|
| 30 | My child was well supported if they moved to a new school within the last year. | 12 | 8.33 | 8.33 | 8.33 | 25 | 50 | 0.00 |

05 Your experience by percentage chart (sharing) moved



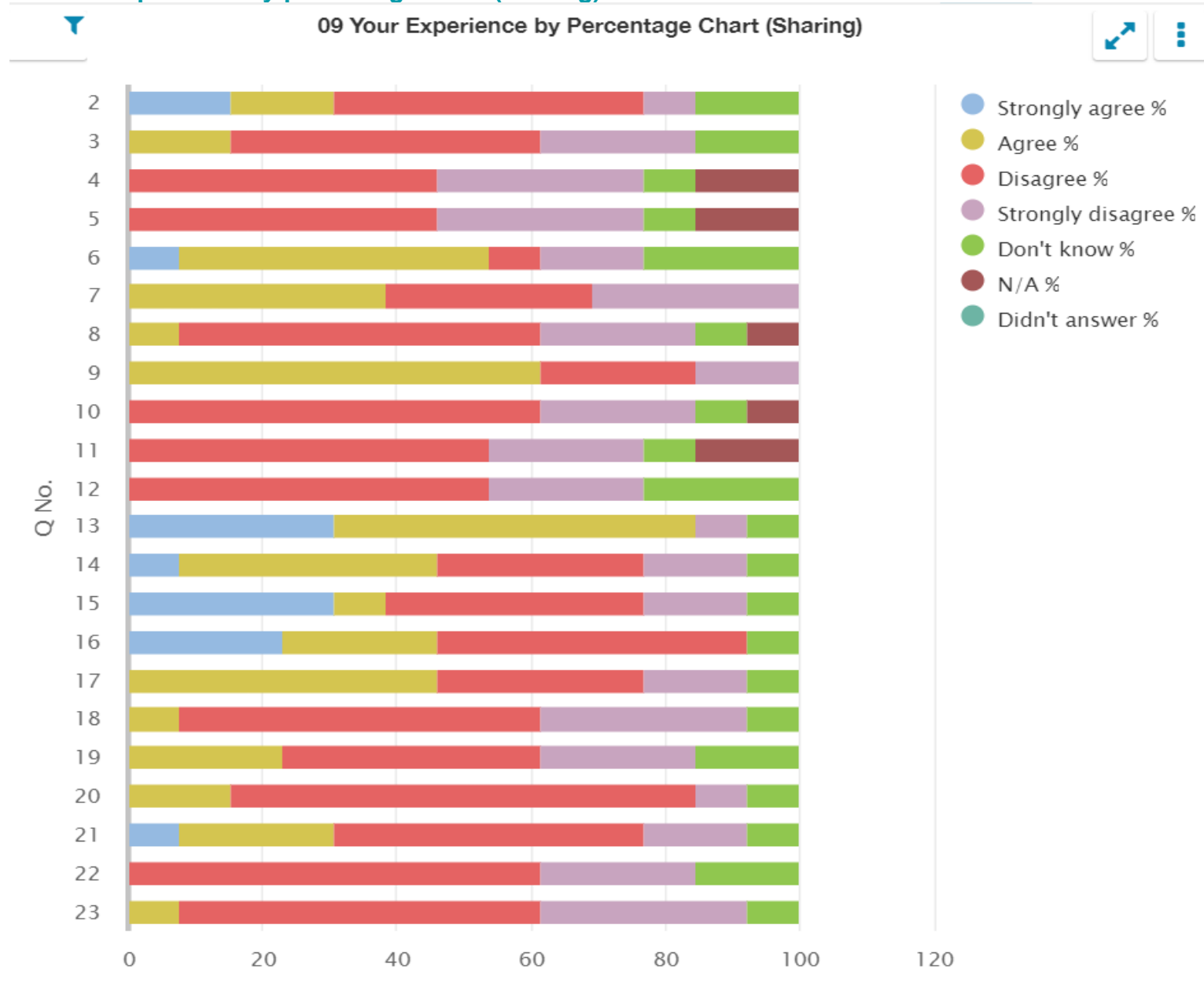
Questionnaire for school support staff (09)

09 Your experience by percentage (sharing)

| Q No. | Question | Response Count | Strongly agree % | Agree % | Disagree % | Strongly disagree % | Don't know % | N/A % | Didn't answer % |
|-------|--|----------------|------------------|---------|------------|---------------------|--------------|-------|-----------------|
| 2 | I find it rewarding to be a member of staff at this school. | 13 | 15.38 | 15.38 | 46.15 | 7.69 | 15.38 | 0.00 | 0.00 |
| 3 | I feel a valued part of the school's community. | 13 | 0.00 | 15.38 | 46.15 | 23.08 | 15.38 | 0.00 | 0.00 |
| 4 | I am encouraged to learn and share practice with colleagues from other schools. | 13 | 0.00 | 0.00 | 46.15 | 30.77 | 7.69 | 15.38 | 0.00 |
| 5 | I am given the opportunity to learn and share practice with colleagues from other schools. | 13 | 0.00 | 0.00 | 46.15 | 30.77 | 7.69 | 15.38 | 0.00 |
| 6 | I have a clear understanding of the social, cultural and economic context of the school. | 13 | 7.69 | 46.15 | 7.69 | 15.38 | 23.08 | 0.00 | 0.00 |
| 7 | I feel appropriately supported by the school to undertake my role. | 13 | 0.00 | 38.46 | 30.77 | 30.77 | 0.00 | 0.00 | 0.00 |
| 8 | I am supported to take part in development opportunities. | 13 | 0.00 | 7.69 | 53.85 | 23.08 | 7.69 | 7.69 | 0.00 |
| 9 | My professional learning enables me to reflect on and improve my practice. | 13 | 0.00 | 61.54 | 23.08 | 15.38 | 0.00 | 0.00 | 0.00 |
| 10 | I have regular opportunities to undertake leadership roles. | 13 | 0.00 | 0.00 | 61.54 | 23.08 | 7.69 | 7.69 | 0.00 |
| 11 | I have opportunities to be involved in agreeing priorities for the school. | 13 | 0.00 | 0.00 | 53.85 | 23.08 | 7.69 | 15.38 | 0.00 |
| 12 | I am actively involved in the school's ongoing self-evaluation. | 13 | 0.00 | 0.00 | 53.85 | 23.08 | 23.08 | 0.00 | 0.00 |
| 13 | I understand how to apply the school's procedures relating to child protection and safeguarding. | 13 | 30.77 | 53.85 | 0.00 | 7.69 | 7.69 | 0.00 | 0.00 |
| 14 | The school's vision and values underpins my work. | 13 | 7.69 | 38.46 | 30.77 | 15.38 | 7.69 | 0.00 | 0.00 |
| 15 | Staff treat all children and young people fairly and with respect. | 13 | 30.77 | 7.69 | 38.46 | 15.38 | 7.69 | 0.00 | 0.00 |
| 16 | Colleagues treat each other with respect. | 13 | 23.08 | 23.08 | 46.15 | 0.00 | 7.69 | 0.00 | 0.00 |
| 17 | Children and young people are encouraged and supported to treat others with respect. | 13 | 0.00 | 46.15 | 30.77 | 15.38 | 7.69 | 0.00 | 0.00 |
| 18 | Children and young people are well behaved. | 13 | 0.00 | 7.69 | 53.85 | 30.77 | 7.69 | 0.00 | 0.00 |

| Q No. | Question (cont.) | Response Count | Strongly agree % | Agree % | Disagree % | Strongly disagree % | Don't know % | N/A % | Didn't answer % |
|-------|---|----------------|------------------|---------|------------|---------------------|--------------|-------|-----------------|
| 19 | The school deals effectively with any bullying. | 13 | 0.00 | 23.08 | 38.46 | 23.08 | 15.38 | 0.00 | 0.00 |
| 20 | I am provided with feedback when I report an incident. | 13 | 0.00 | 15.38 | 69.23 | 7.69 | 7.69 | 0.00 | 0.00 |
| 21 | Collaborative working across the school is effective in taking forward improvement. | 13 | 7.69 | 23.08 | 46.15 | 15.38 | 7.69 | 0.00 | 0.00 |
| 22 | Staff at all levels within the school communicate effectively with each other. | 13 | 0.00 | 0.00 | 61.54 | 23.08 | 15.38 | 0.00 | 0.00 |
| 23 | The school is well led and managed. | 13 | 0.00 | 7.69 | 53.85 | 30.77 | 7.69 | 0.00 | 0.00 |

09 Your experience by percentage chart (sharing)



Questionnaire for school teachers (10)

10 Your experience by percentage (sharing)

| Q No. | Question | Response Count | Strongly agree % | Agree % | Disagree % | Strongly disagree % | Don't know % | N/A % | Didn't answer % |
|-------|---|----------------|------------------|---------|------------|---------------------|--------------|-------|-----------------|
| 2 | I find it rewarding to be a member of staff at this school. | 20 | 45 | 45 | 5 | 0.00 | 5 | 0.00 | 0.00 |
| 3 | I feel a valued part of the school's community. | 20 | 30 | 55 | 15 | 0.00 | 0.00 | 0.00 | 0.00 |
| 4 | I am encouraged to learn and share practice with colleagues from other schools. | 20 | 0.00 | 70 | 15 | 0.00 | 15 | 0.00 | 0.00 |
| 5 | I am given the opportunity to learn and share practice with colleagues from other schools. | 20 | 0.00 | 60 | 25 | 0.00 | 10 | 5 | 0.00 |
| 6 | I have a clear understanding of the social, cultural and economic context of the school. | 20 | 20 | 70 | 5 | 0.00 | 5 | 0.00 | 0.00 |
| 7 | I feel appropriately supported by the school to undertake my role. | 20 | 20 | 60 | 10 | 0.00 | 10 | 0.00 | 0.00 |
| 8 | I am supported to engage in professional learning. | 20 | 20 | 70 | 5 | 0.00 | 5 | 0.00 | 0.00 |
| 9 | My professional learning enables me to reflect on and improve my practice. | 20 | 25 | 70 | 0.00 | 0.00 | 5 | 0.00 | 0.00 |
| 10 | I have regular opportunities to undertake leadership roles. | 20 | 15 | 40 | 25 | 0.00 | 15 | 5 | 0.00 |
| 11 | I have opportunities to be involved in agreeing priorities for the school. | 20 | 10 | 50 | 25 | 0.00 | 10 | 5 | 0.00 |
| 12 | I am actively involved in the school's ongoing self-evaluation. | 20 | 15 | 70 | 5 | 0.00 | 5 | 0.00 | 5 |
| 13 | GTCS standards are used to support professional dialogue. | 20 | 30 | 45 | 5 | 0.00 | 10 | 5 | 5 |
| 14 | I use information, including data, effectively to identify and reduce inequalities in children's and young people's outcomes. | 20 | 35 | 55 | 5 | 0.00 | 5 | 0.00 | 0.00 |
| 15 | I understand how to apply the school's procedures relating to child protection and safeguarding. | 20 | 65 | 30 | 0.00 | 0.00 | 5 | 0.00 | 0.00 |
| 16 | The school's vision and values underpins my work. | 20 | 45 | 45 | 5 | 0.00 | 5 | 0.00 | 0.00 |
| 17 | Staff treat all children and young people fairly and with respect. | 20 | 35 | 45 | 20 | 0.00 | 0.00 | 0.00 | 0.00 |

| Q No. | Question (cont.) | Response Count | Strongly agree % | Agree % | Disagree % | Strongly disagree % | Don't know % | N/A % | Didn't answer % |
|-------|---|----------------|------------------|---------|------------|---------------------|--------------|-------|-----------------|
| 18 | Colleagues treat each other with respect. | 20 | 25 | 50 | 15 | 5 | 5 | 0.00 | 0.00 |
| 19 | Children and young people are encouraged and supported to treat others with respect. | 20 | 45 | 45 | 5 | 0.00 | 5 | 0.00 | 0.00 |
| 20 | Children and young people are well behaved. | 20 | 10 | 50 | 15 | 0.00 | 15 | 10 | 0.00 |
| 21 | The school deals effectively with any bullying. | 20 | 5 | 45 | 25 | 0.00 | 25 | 0.00 | 0.00 |
| 22 | I am provided with feedback when I report an incident. | 20 | 20 | 35 | 25 | 0.00 | 15 | 5 | 0.00 |
| 23 | Staff at all levels within the school communicate effectively with each other. | 20 | 10 | 35 | 30 | 5 | 20 | 0.00 | 0.00 |
| 24 | The school's arrangements for engaging parents in their child's learning are effective. | 20 | 25 | 50 | 15 | 0.00 | 10 | 0.00 | 0.00 |
| 25 | The school is well led and managed. | 20 | 20 | 30 | 20 | 10 | 20 | 0.00 | 0.00 |
| 26 | Collaborative working across the school is effective in taking forward improvement. | 20 | 20 | 65 | 10 | 0.00 | 5 | 0.00 | 0.00 |
| 27 | Children and young people are engaged in their learning. | 20 | 35 | 55 | 5 | 0.00 | 5 | 0.00 | 0.00 |
| 28 | I give children and young people regular feedback which helps them to progress. | 20 | 55 | 35 | 5 | 0.00 | 5 | 0.00 | 0.00 |
| 29 | Children and young people are provided with experiences which meet their learning needs. | 20 | 40 | 45 | 10 | 0.00 | 5 | 0.00 | 0.00 |
| 30 | Children and young people are involved in talking about and planning their learning. | 20 | 15 | 65 | 5 | 0.00 | 15 | 0.00 | 0.00 |
| 31 | Children and young people are involved in setting their learning targets. | 20 | 5 | 65 | 10 | 0.00 | 20 | 0.00 | 0.00 |
| 32 | Children and young people have the opportunity to lead their learning. | 20 | 10 | 50 | 15 | 0.00 | 20 | 0.00 | 5 |
| 33 | I receive appropriate support for planning, preparation and assessment. | 20 | 15 | 70 | 5 | 0.00 | 10 | 0.00 | 0.00 |
| 34 | The school has effective strategies to support children and young people with their learning, including those requiring additional support. | 20 | 30 | 45 | 10 | 0.00 | 15 | 0.00 | 0.00 |
| 35 | Staff have a shared understanding of their 'responsibility of all' in literacy and numeracy and health and wellbeing. | 20 | 30 | 55 | 10 | 0.00 | 5 | 0.00 | 0.00 |

| Q No. | Question (cont.) | Response Count | Strongly agree % | Agree % | Disagree % | Strongly disagree % | Don't know % | N/A % | Didn't answer % |
|-------|--|----------------|------------------|---------|------------|---------------------|--------------|-------|-----------------|
| 36 | Moderation activities are helping me to make sound professional judgements. | 20 | 15 | 70 | 5 | 0.00 | 5 | 5 | 0.00 |
| 37 | I have regular opportunities to help shape the curriculum through discussions with colleagues, parents and partners. | 20 | 20 | 60 | 15 | 0.00 | 5 | 0.00 | 0.00 |
| 38 | I am aware of and involved in the school's strategies for raising attainment for all. | 20 | 25 | 65 | 5 | 0.00 | 5 | 0.00 | 0.00 |

10 Your experience by percentage chart (sharing)

