

Children (Primary) Questionnaire Summary

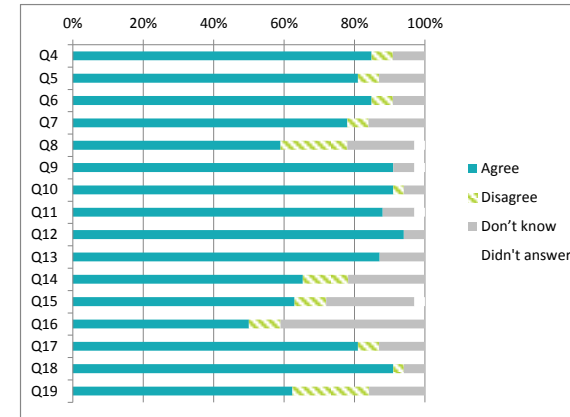
Centre Name:Auchtertyre Primary
SEED Number: 5128625

Number of responses : 32

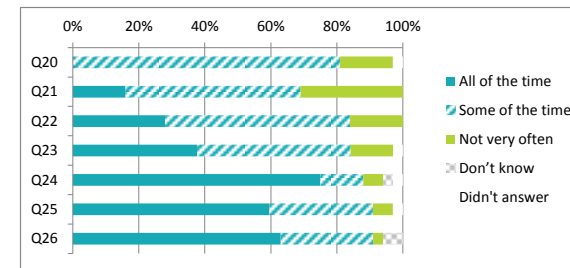
Where there were fewer than ten responses to a question (excluding those who didn't answer),the data has been suppressed ("x") in order to avoid identification of individuals.

Percentages are rounded and may not add up to 100%

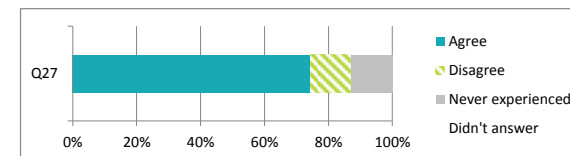
		Percentage %			
		Agree	Disagree	Don't know	Didn't answer
Q4	I feel safe when I am at school	84	6	9	0
Q5	My school helps me to feel safe	81	6	13	0
Q6	I have someone in my school I can speak to if I am upset or worried about something	84	6	9	0
Q7	Staff treat me fairly and with respect	78	6	16	0
Q8	Other children treat me fairly and with respect	59	19	19	3
Q9	My school helps me to understand and respect other people	91	0	6	3
Q10	My school is helping me to become confident	91	3	6	0
Q11	My school teaches me to lead a healthy lifestyle	88	0	9	3
Q12	There are lots of chances at my school for me to get regular exercise	94	0	6	0
Q13	My school offers me the opportunity to take part in activities in school beyond the classroom and timetabled day	88	0	13	0
Q14	I have the opportunity to discuss my achievements out with school with an adult in school who knows me well	66	13	22	0
Q15	My school listens to my views	63	9	25	3
Q16	My school takes my views into account	50	9	41	0
Q17	I feel comfortable approaching staff with questions or suggestions	81	6	13	0
Q18	Staff help me to understand how I am progressing in my school work	91	3	6	0
Q19	My homework helps me to understand and improve my work in school	63	22	16	0



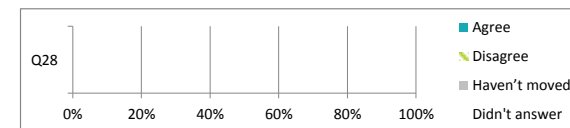
		Percentage %				
		All of the time	Some of the time	Not very often	Don't know	Didn't answer
Q20	Other children behave well	0	81	16	0	3
Q21	My teachers ask me about what things I want to learn in school	16	53	31	0	0
Q22	I enjoy learning at school	28	56	16	0	0
Q23	I feel that my work in school is hard enough	38	47	13	0	3
Q24	I know who to ask to get help if I find my work too hard	75	13	6	3	3
Q25	I am encouraged by staff to do the best I can	59	31	6	0	3
Q26	I am happy with the quality of teaching in my school	63	28	3	6	0



		Percentage %			
		Agree	Disagree	Never experienced	Didn't answer
Q27	My school deals well with any bullying	75	13	13	0



		Percentage %			
		Agree	Disagree	Haven't moved	Didn't answer
Q28	I was well supported if I moved to a new school within the last year	x	x	x	x



Parents / Carers (ELC) Questionnaire Summary

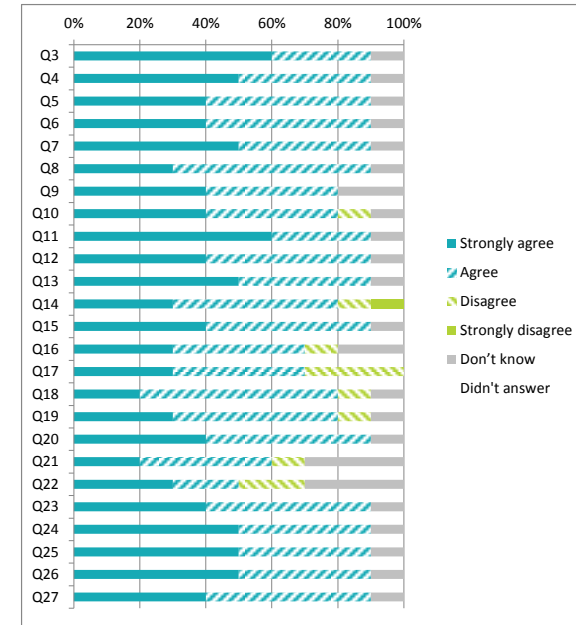
Centre Name: Auchtertyre Primary
SEED Number: 5128625

Number of responses : 10

Disclosure control has been applied to the data, this means a small number of responses have been changed to prevent individuals being identified.

Percentages are rounded and may not add up to 100%

	Percentage %					
	Strongly agree	Agree	Disagree	Strongly disagree	Don't know	Didn't answer
Q3 My child likes being at this setting	60	30	0	0	10	0
Q4 Staff treat my child fairly and with respect	50	40	0	0	10	0
Q5 I feel that my child is safe at the setting	40	50	0	0	10	0
Q6 My child's behaviour is managed effectively	40	50	0	0	10	0
Q7 The setting helps my child to feel confident	50	40	0	0	10	0
Q8 I feel staff really know my child as an individual	30	60	0	0	10	0
Q9 The learning experiences my child has at the setting are at the right level for them	40	40	0	0	20	0
Q10 My child's learning and development is well supported by the staff in the setting	40	40	10	0	10	0
Q11 My child is encouraged to be healthy and to be physically active	60	30	0	0	10	0
Q12 The setting supports my child's emotional wellbeing	40	50	0	0	10	0
Q13 My child is making good progress at the setting	50	40	0	0	10	0
Q14 I receive helpful, regular feedback about how my child is learning and developing e.g. informal feedback, reports and learning profiles	30	50	10	10	0	0
Q15 The information I receive about how my child is learning and developing is shared with me when I request it	40	50	0	0	10	0
Q16 I understand how the setting monitors my child's progress in learning	30	40	10	0	20	0
Q17 The setting gives me ideas on how to support my child's learning at home	30	40	30	0	0	0
Q18 The setting organises activities where my child and I can learn together	20	60	10	0	10	0
Q19 The setting takes my views into account when making changes	30	50	10	0	10	0
Q20 I feel comfortable approaching the setting with questions, suggestions and/or a problem	40	50	0	0	10	0
Q21 I feel encouraged to be involved in the work of parent groups	20	40	10	0	30	0
Q22 I am kept informed about the work of parent groups	30	20	20	0	30	0
Q23 The setting is well led and managed	40	50	0	0	10	0
Q24 The setting encourages children to treat others kindly and with respect	50	40	0	0	10	0
Q25 I would recommend the setting to other parents	50	40	0	0	10	0
Q26 My child was well supported as they started at the setting or moved to a new room or group	50	40	0	0	10	0
Q27 Overall, I am satisfied with the setting	40	50	0	0	10	0



Parents / Carers (Primary) Questionnaire Summary

Centre Name:Auchtertyre Primary
SEED Number: 5128625

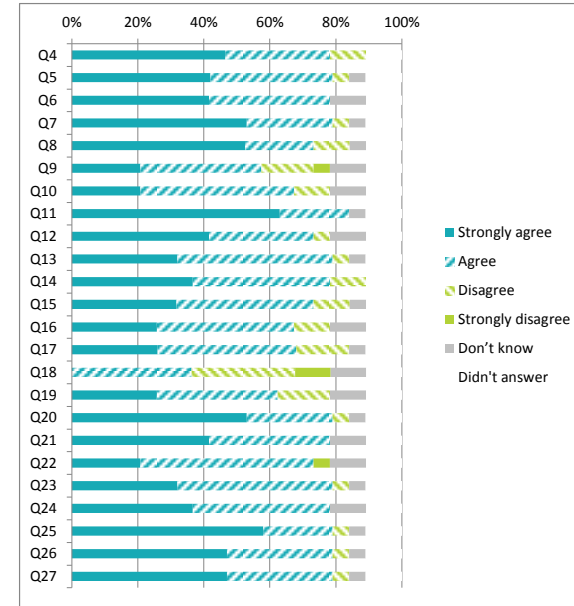
Number of responses : 19

Disclosure control has been applied to the data, this means a small number of responses have been changed to prevent individuals being identified.

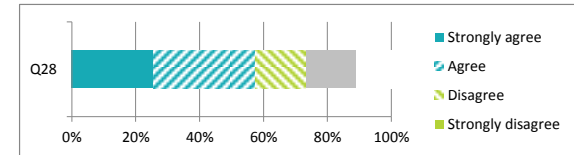
Where there were fewer than ten responses to a question (excluding those who didn't answer),the data has been suppressed ("x") in order to avoid identification of individuals.

Percentages are rounded and may not add up to 100%

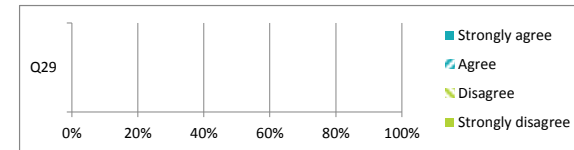
		Percentage %					
		Strongly agree	Agree	Disagree	Strongly disagree	Don't know	Didn't answer
Q4	My child likes being at this school	47	32	11	0	0	11
Q5	Staff treat my child fairly and with respect	42	37	5	0	5	11
Q6	I feel that my child is safe at the school	42	37	0	0	11	11
Q7	The school helps my child to feel confident	53	26	5	0	5	11
Q8	I feel staff really know my child as an individual	53	21	11	0	5	11
Q9	My child finds their learning activities hard enough	21	37	16	5	11	11
Q10	My child receives the help he/she needs to do well	21	47	11	0	11	11
Q11	My child is encouraged by the school to be healthy and take regular exercise	63	21	0	0	5	11
Q12	The school supports my child's emotional wellbeing	42	32	5	0	11	11
Q13	My child is making good progress at the school	32	47	5	0	5	11
Q14	I receive helpful, regular feedback about how my child is learning and developing e.g. informal feedback, reports and learning profiles	37	42	11	0	0	11
Q15	The information I receive about how my child is doing reaches me at the right time	32	42	11	0	5	11
Q16	I understand how my child's progress is assessed	26	42	11	0	11	11
Q17	The school gives me advice on how to support my child's learning at home	26	42	16	0	5	11
Q18	The school organises activities where my child and I can learn together	0	37	32	11	11	11
Q19	The school takes my views into account when making changes	26	37	16	0	11	11
Q20	I feel comfortable approaching the school with questions, suggestions and/or a problem	53	26	5	0	5	11
Q21	I feel encouraged to be involved in the work of the Parent Council and/or parent association	42	37	0	0	11	11
Q22	I am kept informed about the work of the Parent Council and/or parent association	21	53	0	5	11	11
Q23	I am satisfied with the quality of teaching in the school	32	47	5	0	5	11
Q24	The school is well led and managed	37	42	0	0	11	11
Q25	The school encourages children to treat others with respect	58	21	5	0	5	11
Q26	I would recommend the school to other parents	47	32	5	0	5	11
Q27	Overall, I am satisfied with the school	47	32	5	0	5	11



		Percentage %					
		Strongly agree	Agree	Disagree	Strongly disagree	Never experienced	Didn't answer
Q28	The school deals well with any bullying	26	32	16	0	16	11



		Percentage %					
		Strongly agree	Agree	Disagree	Strongly disagree	Hasn't moved	Didn't answer
Q29	My child was well supported if they moved to a new school within the last year	x	x	x	x	x	x



Partners (Primary / Secondary) Questionnaire Summary

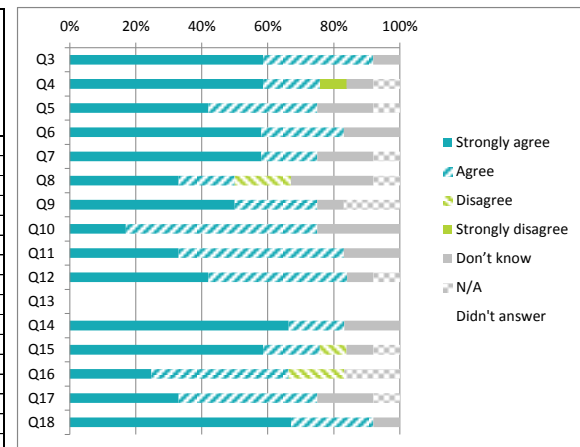
Centre Name:Auchtertyre Primary
SEED Number: 5128625

Number of responses : 12

Disclosure control has been applied to the data, this means a small number of responses have been changed to prevent individuals being identified. Where there were fewer than ten responses to a question (excluding those who didn't answer),the data has been suppressed ("x") in order to avoid identification of individuals.

Percentages are rounded and may not add up to 100%

	Percentage %						
	Strongly agree	Agree	Disagree	Strongly disagree	Don't know	N/A	Didn't answer
Q3	58	33	0	0	8	0	0
Q4	58	17	0	8	8	8	0
Q5	42	33	0	0	17	8	0
Q6	58	25	0	0	17	0	0
Q7	58	17	0	0	17	8	0
Q8	33	17	17	0	25	8	0
Q9	50	25	0	0	8	17	0
Q10	17	58	0	0	25	0	0
Q11	33	50	0	0	17	0	0
Q12	42	42	0	0	8	8	0
Q13	x	x	x	x	x	x	x
Q14	67	17	0	0	17	0	0
Q15	58	17	8	0	8	8	0
Q16	25	42	17	0	0	17	0
Q17	33	42	0	0	17	8	0
Q18	67	25	0	0	8	0	0




Staff (ELC) Questionnaire Summary

Centre Name:Auchtertyre Primary
SEED Number: 5128625

Number of responses : 5

Where there were fewer than ten responses to a question (excluding those who didn't answer),the data has been suppressed ("x") in order to avoid identification of individuals.

Percentages are rounded and may not add up to 100%



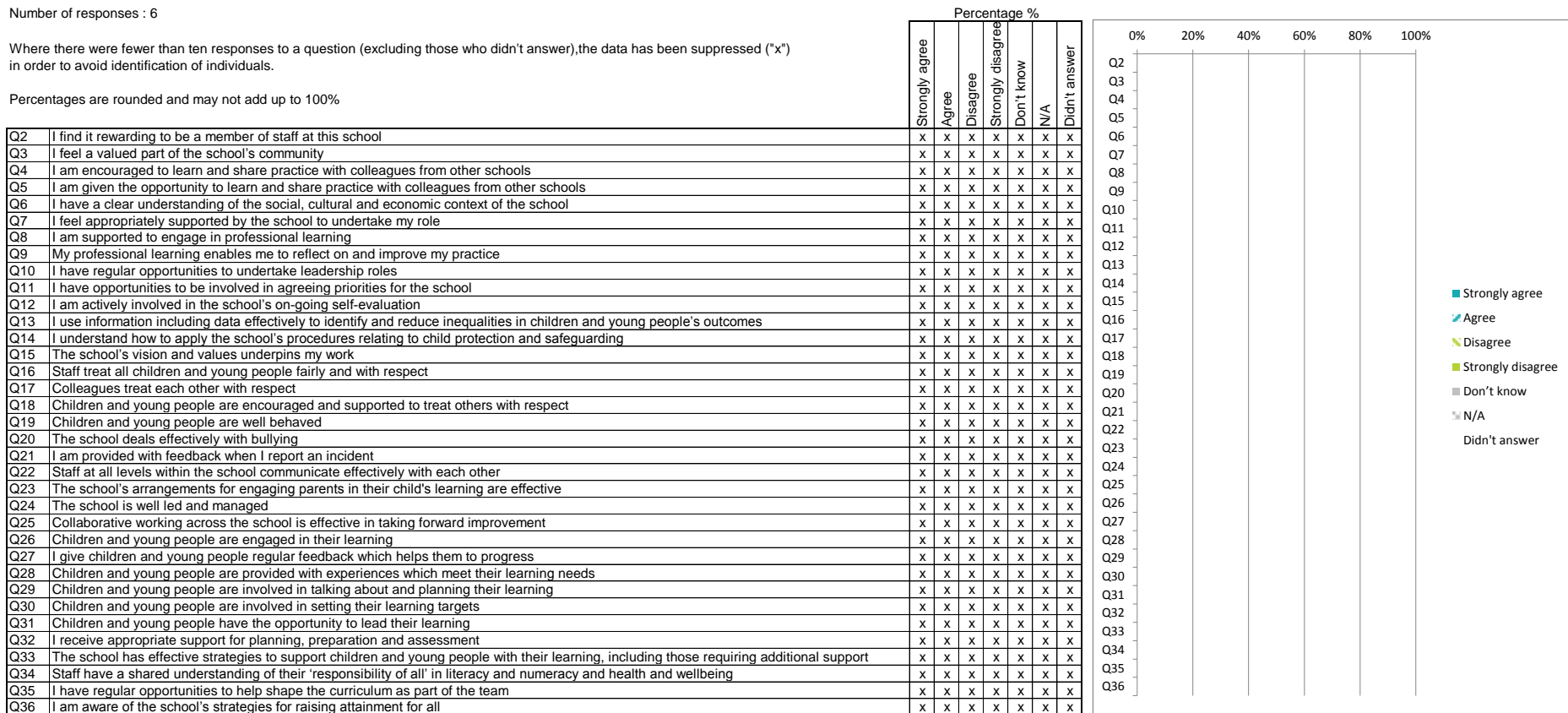
Staff Pupil Support (Primary / Secondary) Questionnaire Summary

Centre Name:Auchtertyre Primary
SEED Number: 5128625

Number of responses : 6

Where there were fewer than ten responses to a question (excluding those who didn't answer),the data has been suppressed ("x") in order to avoid identification of individuals.

Percentages are rounded and may not add up to 100%



Staff School Support (Primary / Secondary) Questionnaire Summary

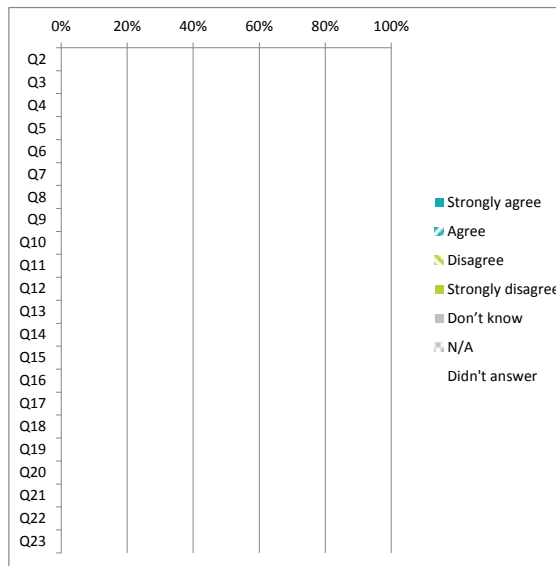
Centre Name: Auchtertyre Primary
SEED Number: 5128625

Number of responses : 3

Where there were fewer than ten responses to a question (excluding those who didn't answer), the data has been suppressed ("x") in order to avoid identification of individuals.

Percentages are rounded and may not add up to 100%

	Percentage %						
	Strongly agree	Agree	Disagree	Strongly disagree	Don't know	N/A	Didn't answer
Q2	x	x	x	x	x	x	x
Q3	x	x	x	x	x	x	x
Q4	x	x	x	x	x	x	x
Q5	x	x	x	x	x	x	x
Q6	x	x	x	x	x	x	x
Q7	x	x	x	x	x	x	x
Q8	x	x	x	x	x	x	x
Q9	x	x	x	x	x	x	x
Q10	x	x	x	x	x	x	x
Q11	x	x	x	x	x	x	x
Q12	x	x	x	x	x	x	x
Q13	x	x	x	x	x	x	x
Q14	x	x	x	x	x	x	x
Q15	x	x	x	x	x	x	x
Q16	x	x	x	x	x	x	x
Q17	x	x	x	x	x	x	x
Q18	x	x	x	x	x	x	x
Q19	x	x	x	x	x	x	x
Q20	x	x	x	x	x	x	x
Q21	x	x	x	x	x	x	x
Q22	x	x	x	x	x	x	x
Q23	x	x	x	x	x	x	x



Staff Teachers (Primary / Secondary) Questionnaire Summary

Centre Name: Auchtertyre Primary
SEED Number: 5128625

Number of responses : 7

Where there were fewer than ten responses to a question (excluding those who didn't answer), the data has been suppressed ("x") in order to avoid identification of individuals.

Percentages are rounded and may not add up to 100%

