

Caledonia Primary School

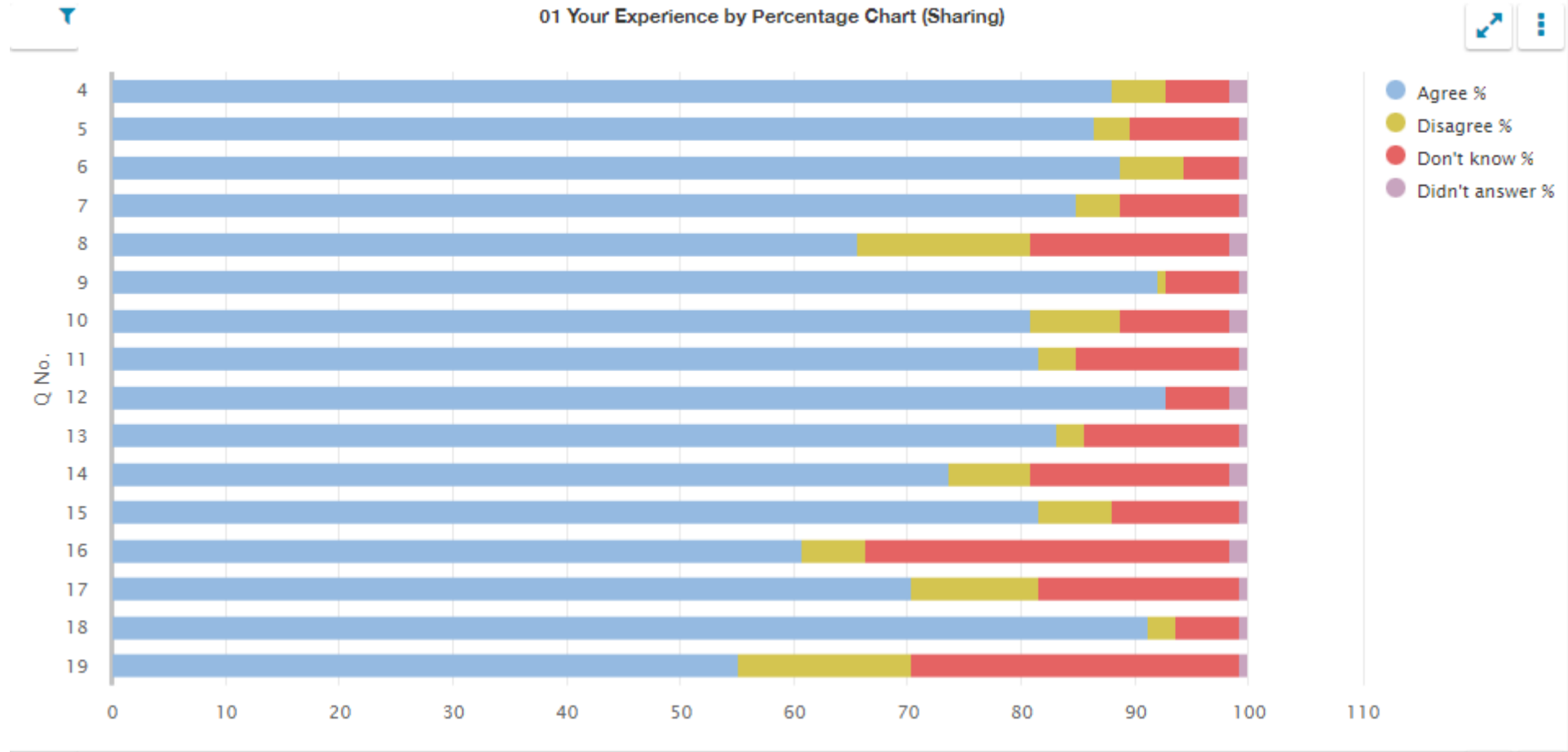
Pre-inspection questionnaire summary report Inspection week: 4 September 2023

Questionnaire for children in primary stages (01)

01 Your experience by percentage (sharing)

| Q No. | Question | Response Count | Agree % | Disagree % | Don't know % | Didn't answer % |
|-------|-------------------------------------------------------------------------------------------------------------------|----------------|---------|------------|--------------|-----------------|
| 4 | I feel safe when I am at school. | 125 | 88 | 4.8 | 5.6 | 1.6 |
| 5 | My school helps me to feel safe. | 125 | 86.4 | 3.2 | 9.6 | 0.80 |
| 6 | I have someone in my school I can speak to if I am upset or worried about something. | 125 | 88.8 | 5.6 | 4.8 | 0.80 |
| 7 | Staff treat me fairly and with respect. | 125 | 84.8 | 4 | 10.4 | 0.80 |
| 8 | Other children treat me fairly and with respect. | 125 | 65.6 | 15.2 | 17.6 | 1.6 |
| 9 | My school helps me to understand and respect other people. | 125 | 92 | 0.80 | 6.4 | 0.80 |
| 10 | My school is helping me to become confident. | 125 | 80.8 | 8 | 9.6 | 1.6 |
| 11 | My school teaches me how to lead a healthy lifestyle. | 125 | 81.6 | 3.2 | 14.4 | 0.80 |
| 12 | There are lots of chances at my school for me to get regular exercise. | 125 | 92.8 | 0.00 | 5.6 | 1.6 |
| 13 | My school offers me the opportunity to take part in activities in school beyond the classroom and timetabled day. | 125 | 83.2 | 2.4 | 13.6 | 0.80 |
| 14 | I have the opportunity to discuss my achievements outwith school with an adult in school who knows me well. | 125 | 73.6 | 7.2 | 17.6 | 1.6 |
| 15 | My school listens to my views. | 125 | 81.6 | 6.4 | 11.2 | 0.80 |
| 16 | My school takes my views into account. | 125 | 60.8 | 5.6 | 32 | 1.6 |
| 17 | I feel comfortable approaching staff with questions or suggestions. | 125 | 70.4 | 11.2 | 17.6 | 0.80 |
| 18 | Staff help me to understand how I am progressing in my school work. | 125 | 91.2 | 2.4 | 5.6 | 0.80 |
| 19 | My homework helps me to understand and improve my work in school. | 125 | 55.2 | 15.2 | 28.8 | 0.80 |

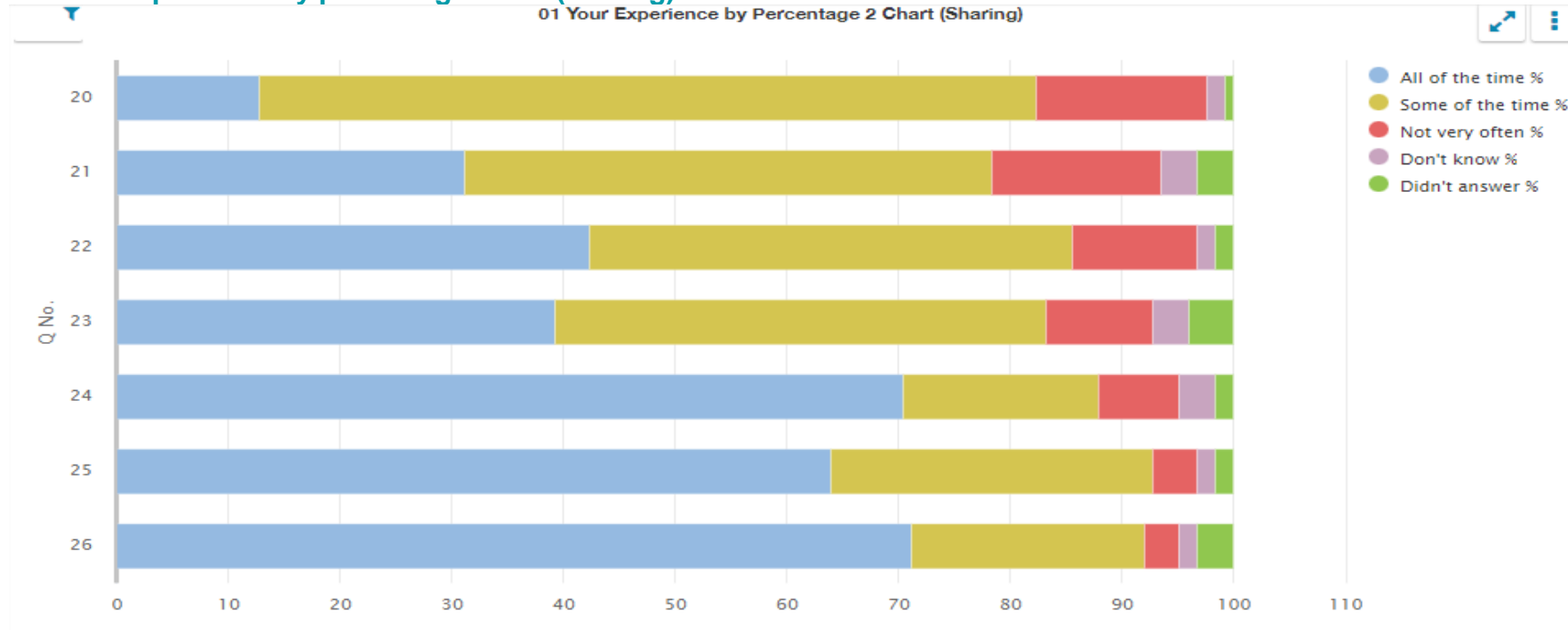
01 Your experience by percentage chart (sharing)



01 Your experience by percentage 2 (sharing)

| Q No. | Question | Response Count | All of the time % | Some of the time % | Not very often % | Don't know % | Didn't answer % |
|-------|-----------------------------------------------------------------|----------------|-------------------|--------------------|------------------|--------------|-----------------|
| 20 | Other children behave well. | 125 | 12.8 | 69.6 | 15.2 | 1.6 | 0.80 |
| 21 | My teachers ask me about what things I want to learn in school. | 125 | 31.2 | 47.2 | 15.2 | 3.2 | 3.2 |
| 22 | I enjoy learning at school. | 125 | 42.4 | 43.2 | 11.2 | 1.6 | 1.6 |
| 23 | I feel that my work in school is hard enough. | 125 | 39.2 | 44 | 9.6 | 3.2 | 4 |
| 24 | I know who to ask to get help if I find my work too hard. | 125 | 70.4 | 17.6 | 7.2 | 3.2 | 1.6 |
| 25 | I am encouraged by staff to do the best I can. | 125 | 64 | 28.8 | 4 | 1.6 | 1.6 |
| 26 | I am happy with the quality of teaching in my school. | 125 | 71.2 | 20.8 | 3.2 | 1.6 | 3.2 |

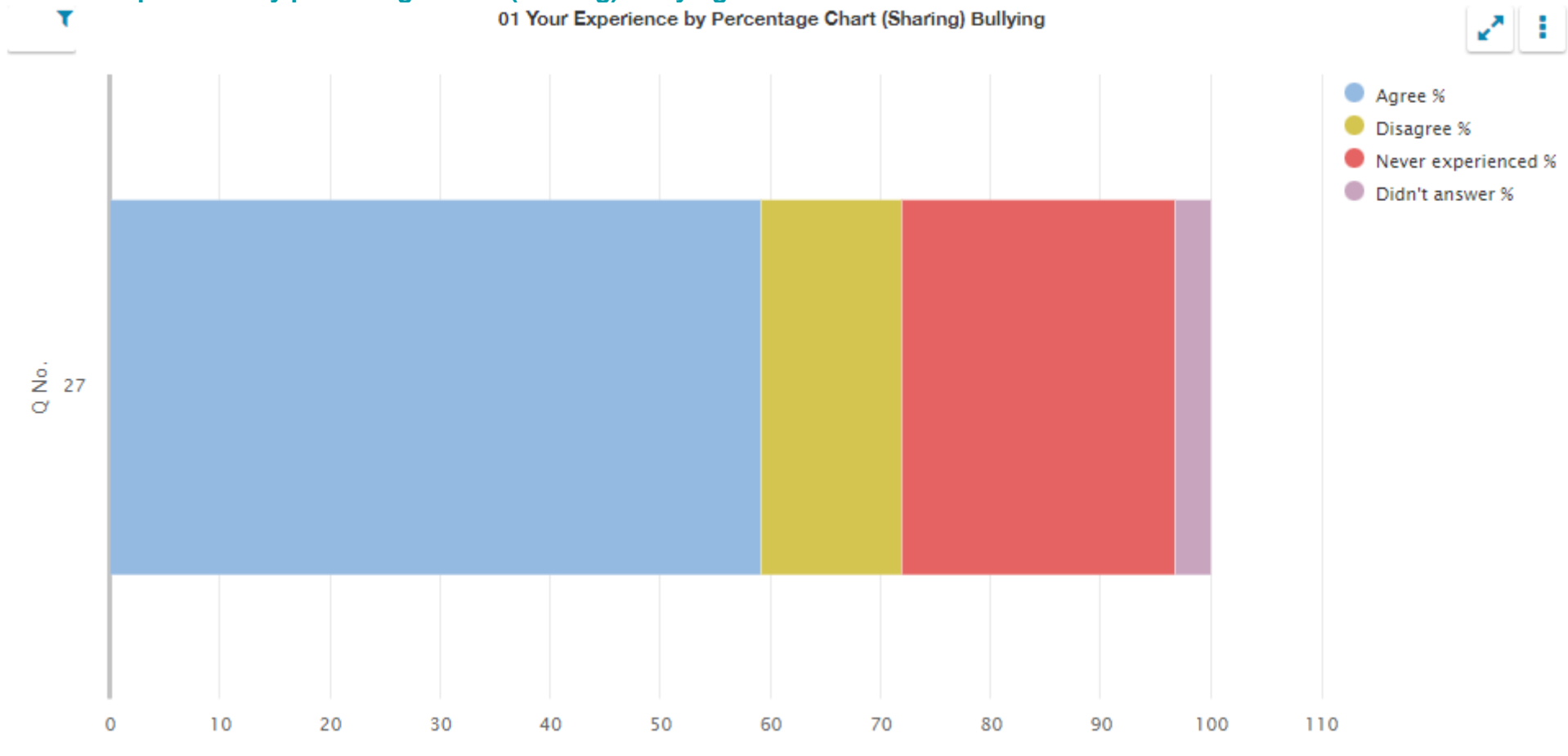
01 Your experience by percentage chart (sharing)



01 Your experience by percentage (sharing) bullying

| Q No. | Question | Response Count | Agree % | Disagree % | Never experienced % | Didn't answer % |
|-------|-----------------------------------------|----------------|---------|------------|---------------------|-----------------|
| 27 | My school deals well with any bullying. | 125 | 59.2 | 12.8 | 24.8 | 3.2 |

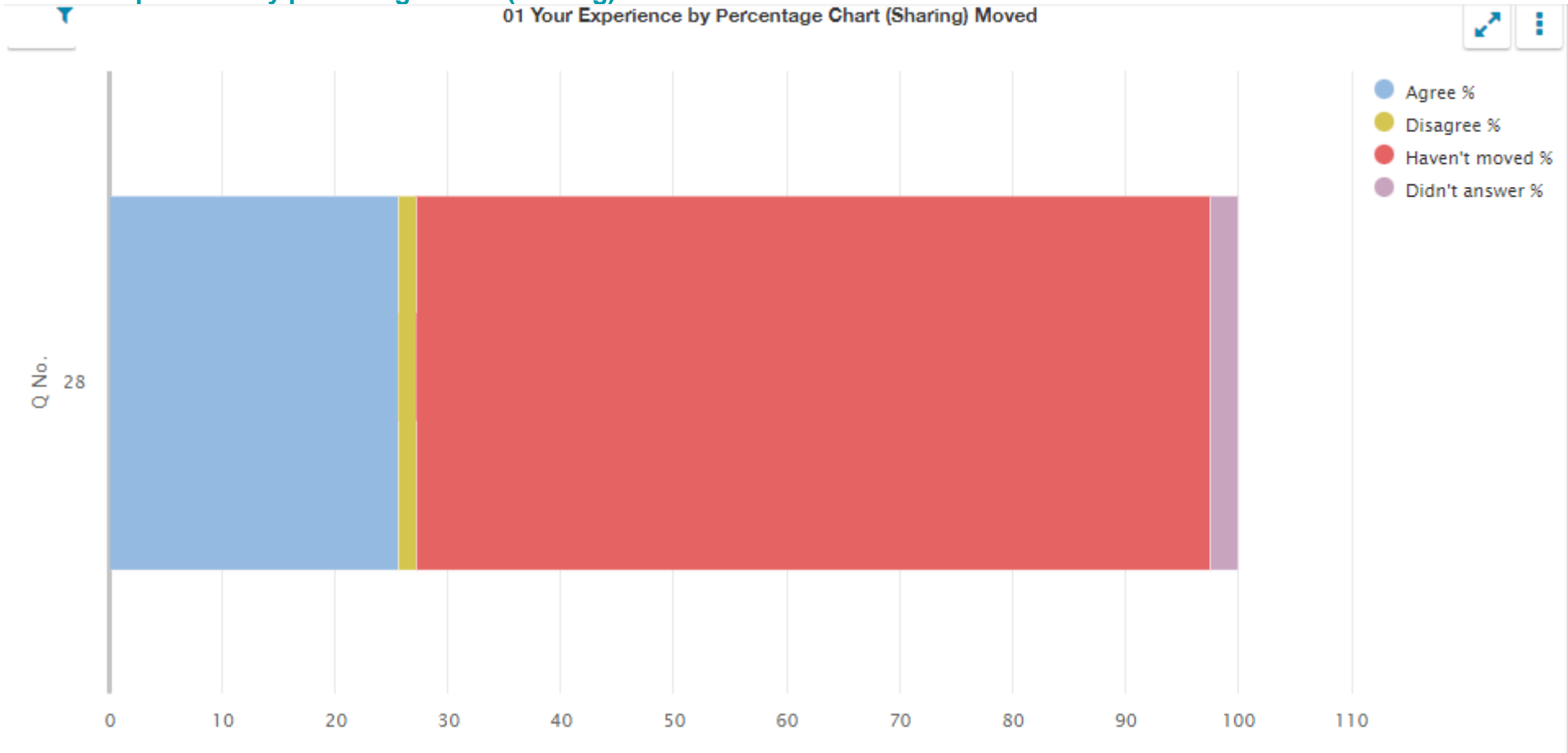
01 Your experience by percentage chart (sharing) bullying



01 Your experience by percentage (sharing) moved

| Q No. | Question | Response Count | Agree % | Disagree % | Haven't moved % | Didn't answer % |
|-------|-----------------------------------------------------------------------|----------------|---------|------------|-----------------|-----------------|
| 28 | I was well supported if I moved to a new school within the last year. | 125 | 25.6 | 1.6 | 70.4 | 2.4 |

01 Your experience by percentage chart (sharing) moved



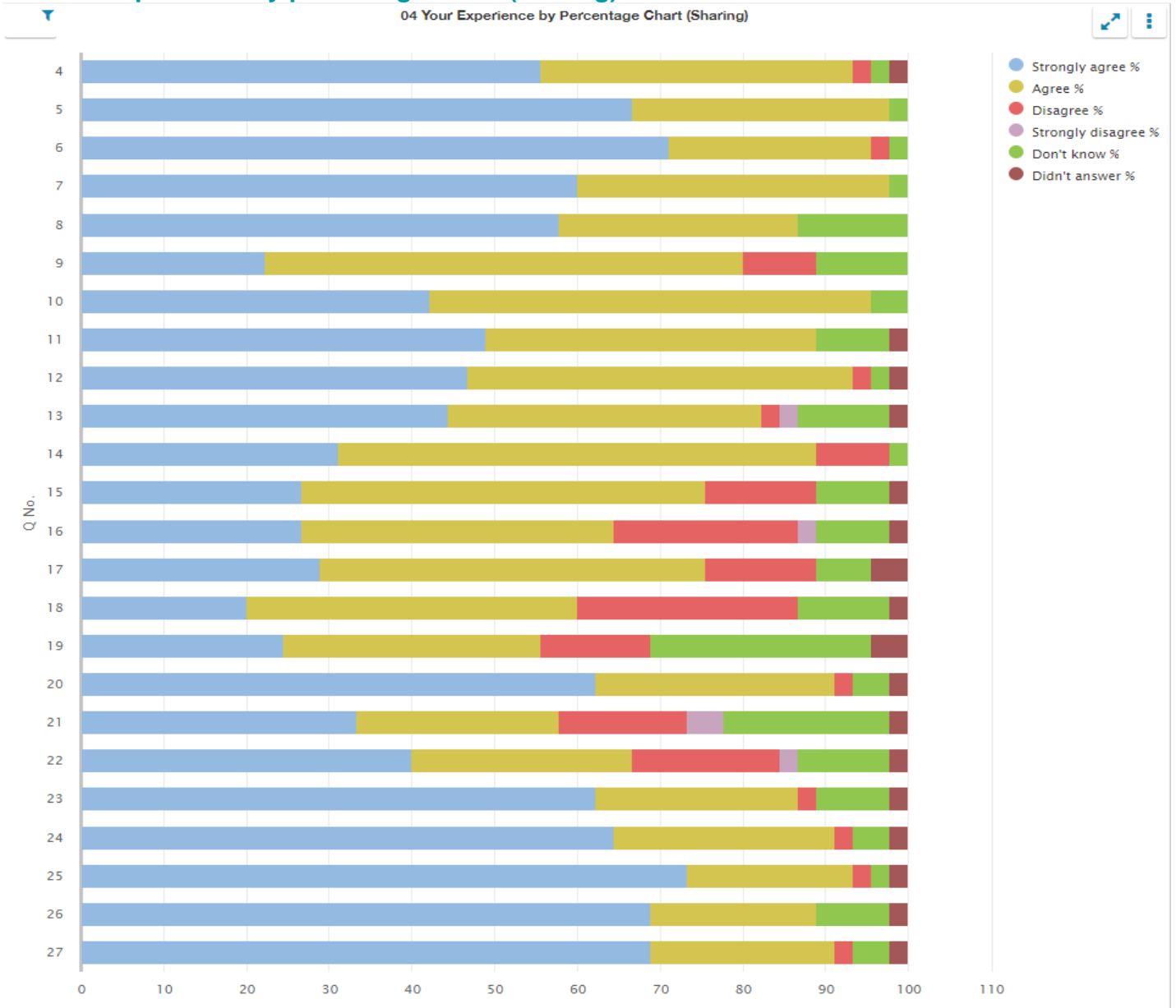
Questionnaire for parents/carers of children in primary stages (04)

04 Your experience by percentage (sharing)

| Q No. | Question | Response Count | Strongly agree % | Agree % | Disagree % | Strongly disagree % | Don't know % | Didn't answer % |
|-------|------------------------------------------------------------------------------------------------------------------------------------------|----------------|------------------|---------|------------|---------------------|--------------|-----------------|
| 4 | My child likes being at this school. | 45 | 55.56 | 37.78 | 2.22 | 0.00 | 2.22 | 2.22 |
| 5 | Staff treat my child fairly and with respect. | 45 | 66.67 | 31.11 | 0.00 | 0.00 | 2.22 | 0.00 |
| 6 | I feel that my child is safe at the school. | 45 | 71.11 | 24.44 | 2.22 | 0.00 | 2.22 | 0.00 |
| 7 | The school helps my child to feel confident. | 45 | 60 | 37.78 | 0.00 | 0.00 | 2.22 | 0.00 |
| 8 | I feel staff really know my child as an individual. | 45 | 57.78 | 28.89 | 0.00 | 0.00 | 13.33 | 0.00 |
| 9 | My child finds their learning activities hard enough. | 45 | 22.22 | 57.78 | 8.89 | 0.00 | 11.11 | 0.00 |
| 10 | My child receives the help he/she needs to do well. | 45 | 42.22 | 53.33 | 0.00 | 0.00 | 4.44 | 0.00 |
| 11 | My child is encouraged by the school to be healthy and take regular exercise. | 45 | 48.89 | 40 | 0.00 | 0.00 | 8.89 | 2.22 |
| 12 | The school supports my child's emotional wellbeing. | 45 | 46.67 | 46.67 | 2.22 | 0.00 | 2.22 | 2.22 |
| 13 | My child is making good progress at the school. | 45 | 44.44 | 37.78 | 2.22 | 2.22 | 11.11 | 2.22 |
| 14 | I receive helpful, regular feedback about how my child is learning and developing e.g. informal feedback, reports and learning profiles. | 45 | 31.11 | 57.78 | 8.89 | 0.00 | 2.22 | 0.00 |
| 15 | The information I receive about how my child is doing reaches me at the right time. | 45 | 26.67 | 48.89 | 13.33 | 0.00 | 8.89 | 2.22 |
| 16 | I understand how my child's progress is assessed. | 45 | 26.67 | 37.78 | 22.22 | 2.22 | 8.89 | 2.22 |
| 17 | The school gives me advice on how to support my child's learning at home. | 45 | 28.89 | 46.67 | 13.33 | 0.00 | 6.67 | 4.44 |
| 18 | The school organises activities where my child and I can learn together. | 45 | 20 | 40 | 26.67 | 0.00 | 11.11 | 2.22 |
| 19 | The school takes my views into account when making changes. | 45 | 24.44 | 31.11 | 13.33 | 0.00 | 26.67 | 4.44 |
| 20 | I feel comfortable approaching the school with questions, suggestions and/or a problem. | 45 | 62.22 | 28.89 | 2.22 | 0.00 | 4.44 | 2.22 |
| 21 | I feel encouraged to be involved in the work of the Parent Council and/or parent association. | 45 | 33.33 | 24.44 | 15.56 | 4.44 | 20 | 2.22 |
| 22 | I am kept informed about the work of the Parent Council and/or parent association. | 45 | 33.33 | 24.44 | 15.56 | 4.44 | 20 | 2.22 |

| Q No. | Question (cont.) | Response Count | Strongly agree % | Agree % | Disagree % | Strongly disagree % | Don't know % | Didn't answer % |
|-------|--------------------------------------------------------------|----------------|------------------|---------|------------|---------------------|--------------|-----------------|
| 23 | I am satisfied with the quality of teaching in the school. | 45 | 62.22 | 24.44 | 2.22 | 0.00 | 8.89 | 2.22 |
| 24 | The school is well led and managed. | 45 | 64.44 | 26.67 | 2.22 | 0.00 | 4.44 | 2.22 |
| 25 | The school encourages children to treat others with respect. | 45 | 73.33 | 20 | 2.22 | 0.00 | 2.22 | 2.22 |
| 26 | I would recommend the school to other parents. | 45 | 68.89 | 20 | 0.00 | 0.00 | 8.89 | 2.22 |
| 27 | Overall, I am satisfied with the school. | 45 | 68.89 | 22.22 | 2.22 | 0.00 | 4.44 | 2.22 |

04 Your experience by percentage chart (sharing)



Questionnaire for partners with the school (06)

06 Your experience by percentage (sharing)

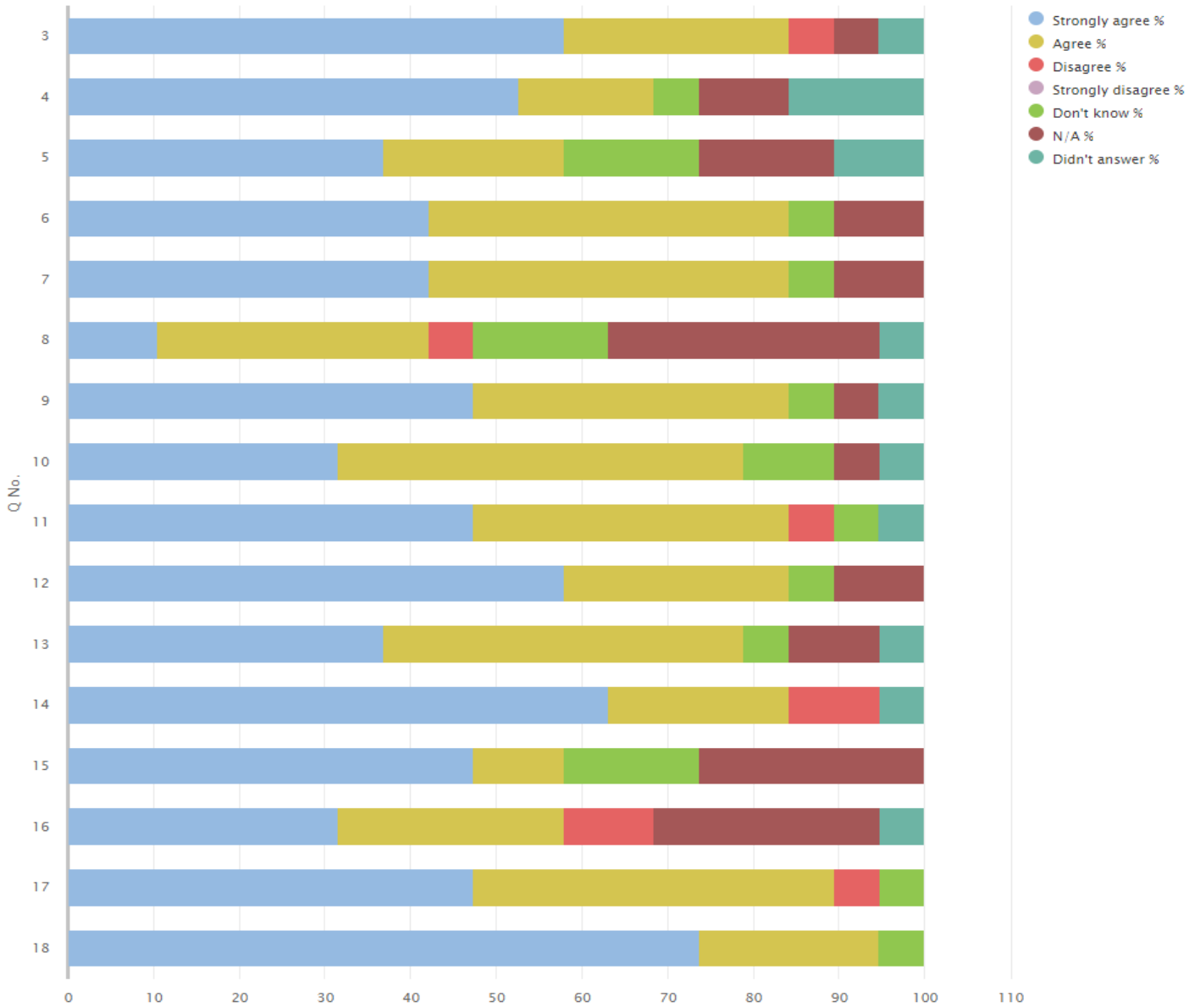
| Q No. | Question | Response Count | Strongly agree % | Agree % | Disagree % | Strongly disagree % | Don't know % | N/A % | Didn't answer % |
|-------|-------------------------------------------------------------------------------------------------------------------------------------------------------------|----------------|------------------|---------|------------|---------------------|--------------|-------|-----------------|
| 3 | My service/organisation works in partnership with the school on a regular basis. | 19 | 57.89 | 26.32 | 5.26 | 0.00 | 0.00 | 5.26 | 5.26 |
| 4 | We are aware of the school's procedures for reporting child protection and safeguarding concerns. | 19 | 52.63 | 15.79 | 0.00 | 0.00 | 5.26 | 10.53 | 15.79 |
| 5 | My service/organisation has a clear understanding of the school's strategies for raising attainment for all. | 19 | 36.84 | 21.05 | 0.00 | 0.00 | 15.79 | 15.79 | 10.53 |
| 6 | There are effective arrangements in place for jointly planning provision with the school. | 19 | 42.11 | 42.11 | 0.00 | 0.00 | 5.26 | 10.53 | 0.00 |
| 7 | There are effective arrangements for jointly delivering provision with the school. | 19 | 42.11 | 42.11 | 0.00 | 0.00 | 5.26 | 10.53 | 0.00 |
| 8 | My service/organisation is involved in the school's self-evaluation of our joint work. | 19 | 10.53 | 31.58 | 5.26 | 0.00 | 15.79 | 31.58 | 5.26 |
| 9 | Roles and responsibilities are clearly defined within the partnership. | 19 | 47.37 | 36.84 | 0.00 | 0.00 | 5.26 | 5.26 | 5.26 |
| 10 | Effective arrangements are in place to evaluate the impact of our partnership working. | 19 | 31.58 | 47.37 | 0.00 | 0.00 | 10.53 | 5.26 | 5.26 |
| 11 | My service/organisation is kept up to date with changes in the school which may affect the services we deliver. | 19 | 47.37 | 36.84 | 5.26 | 0.00 | 5.26 | 0.00 | 5.26 |
| 12 | The school provides my service/organisation with relevant information about the needs of children and young people. | 19 | 57.89 | 26.32 | 0.00 | 0.00 | 5.26 | 10.53 | 0.00 |
| 13 | Arrangements are in place to support my service/organisation to share relevant information about the progress of children and young people with the school. | 19 | 36.84 | 42.11 | 0.00 | 0.00 | 5.26 | 10.53 | 5.26 |
| 14 | The school values the contribution made by my service/organisation. | 19 | 63.16 | 21.05 | 10.53 | 0.00 | 0.00 | 0.00 | 5.26 |
| 15 | The school actively promotes my service/organisation to potential users, as appropriate. | 19 | 47.37 | 10.53 | 0.00 | 0.00 | 15.79 | 26.32 | 0.00 |

| Q No. | Question (cont.) | Response Count | Strongly agree % | Agree % | Disagree % | Strongly disagree % | Don't know % | N/A % | Didn't answer % |
|-------|-----------------------------------------------------------------------------------------------------------------------|----------------|------------------|---------|------------|---------------------|--------------|-------|-----------------|
| 16 | There are opportunities to network, share practice and participate in joint training and development with the school. | 19 | 31.58 | 26.32 | 10.53 | 0.00 | 0.00 | 26.32 | 5.26 |
| 17 | My service/organisation has a clear understanding of the social, cultural and economic context of the school. | 19 | 47.37 | 42.11 | 5.26 | 0.00 | 5.26 | 0.00 | 0.00 |
| 18 | Overall, partnership working with the school works well. | 19 | 73.68 | 21.05 | 0.00 | 0.00 | 5.26 | 0.00 | 0.00 |

06 Your experience by percentage chart (sharing)



06 Your Experience by Percentage Chart (Sharing)



Questionnaire for school teachers (10)

10 Your experience by percentage (sharing)

| Q No. | Question | Response Count | Strongly agree % | Agree % | Disagree % | Strongly disagree % | Don't know % | N/A % | Didn't answer % |
|-------|-------------------------------------------------------------------------------------------------------------------------------|----------------|------------------|---------|------------|---------------------|--------------|-------|-----------------|
| 2 | I find it rewarding to be a member of staff at this school. | 22 | 81.82 | 13.64 | 0.00 | 0.00 | 4.55 | 0.00 | 0.00 |
| 3 | I feel a valued part of the school's community. | 22 | 50 | 45.45 | 0.00 | 0.00 | 4.55 | 0.00 | 0.00 |
| 4 | I am encouraged to learn and share practice with colleagues from other schools. | 22 | 45.45 | 50 | 0.00 | 0.00 | 4.55 | 0.00 | 0.00 |
| 5 | I am given the opportunity to learn and share practice with colleagues from other schools. | 22 | 27.27 | 68.18 | 0.00 | 0.00 | 4.55 | 0.00 | 0.00 |
| 6 | I have a clear understanding of the social, cultural and economic context of the school. | 22 | 72.73 | 22.73 | 0.00 | 0.00 | 4.55 | 0.00 | 0.00 |
| 7 | I feel appropriately supported by the school to undertake my role. | 22 | 81.82 | 13.64 | 0.00 | 0.00 | 4.55 | 0.00 | 0.00 |
| 8 | I am supported to engage in professional learning. | 22 | 68.18 | 27.27 | 0.00 | 0.00 | 4.55 | 0.00 | 0.00 |
| 9 | My professional learning enables me to reflect on and improve my practice. | 22 | 72.73 | 22.73 | 0.00 | 0.00 | 4.55 | 0.00 | 0.00 |
| 10 | I have regular opportunities to undertake leadership roles. | 22 | 54.55 | 27.27 | 0.00 | 0.00 | 9.09 | 9.09 | 0.00 |
| 11 | I have opportunities to be involved in agreeing priorities for the school. | 22 | 54.55 | 40.91 | 0.00 | 0.00 | 4.55 | 0.00 | 0.00 |
| 12 | I am actively involved in the school's ongoing self-evaluation. | 22 | 63.64 | 31.82 | 0.00 | 0.00 | 4.55 | 0.00 | 0.00 |
| 13 | GTCS standards are used to support professional dialogue. | 22 | 59.09 | 36.36 | 0.00 | 0.00 | 4.55 | 0.00 | 0.00 |
| 14 | I use information, including data, effectively to identify and reduce inequalities in children's and young people's outcomes. | 22 | 68.18 | 27.27 | 0.00 | 0.00 | 4.55 | 0.00 | 0.00 |
| 15 | I understand how to apply the school's procedures relating to child protection and safeguarding. | 22 | 90.91 | 4.55 | 0.00 | 0.00 | 4.55 | 0.00 | 0.00 |
| 16 | The school's vision and values underpins my work. | 22 | 63.64 | 31.82 | 0.00 | 0.00 | 4.55 | 0.00 | 0.00 |
| 17 | Staff treat all children and young people fairly and with respect. | 22 | 90.91 | 4.55 | 0.00 | 0.00 | 4.55 | 0.00 | 0.00 |

| Q No. | Question (cont.) | Response Count | Strongly agree % | Agree % | Disagree % | Strongly disagree % | Don't know % | N/A % | Didn't answer % |
|-------|---------------------------------------------------------------------------------------------------------------------------------------------|----------------|------------------|---------|------------|---------------------|--------------|-------|-----------------|
| 18 | Colleagues treat each other with respect. | 22 | 77.27 | 18.18 | 0.00 | 0.00 | 4.55 | 0.00 | 0.00 |
| 19 | Children and young people are encouraged and supported to treat others with respect. | 22 | 95.45 | 0.00 | 0.00 | 0.00 | 4.55 | 0.00 | 0.00 |
| 20 | Children and young people are well behaved. | 22 | 31.82 | 63.64 | 0.00 | 0.00 | 4.55 | 0.00 | 0.00 |
| 21 | The school deals effectively with any bullying. | 22 | 54.55 | 40.91 | 0.00 | 0.00 | 4.55 | 0.00 | 0.00 |
| 22 | I am provided with feedback when I report an incident. | 22 | 27.27 | 59.09 | 0.00 | 0.00 | 4.55 | 9.09 | 0.00 |
| 23 | Staff at all levels within the school communicate effectively with each other. | 22 | 63.64 | 31.82 | 0.00 | 0.00 | 4.55 | 0.00 | 0.00 |
| 24 | The school's arrangements for engaging parents in their child's learning are effective. | 22 | 45.45 | 50 | 0.00 | 0.00 | 4.55 | 0.00 | 0.00 |
| 25 | The school is well led and managed. | 22 | 81.82 | 13.64 | 0.00 | 0.00 | 4.55 | 0.00 | 0.00 |
| 26 | Collaborative working across the school is effective in taking forward improvement. | 22 | 77.27 | 13.64 | 0.00 | 0.00 | 4.55 | 0.00 | 4.55 |
| 27 | Children and young people are engaged in their learning. | 22 | 45.45 | 50 | 0.00 | 0.00 | 4.55 | 0.00 | 0.00 |
| 28 | I give children and young people regular feedback which helps them to progress. | 22 | 45.45 | 45.45 | 0.00 | 0.00 | 4.55 | 4.55 | 0.00 |
| 29 | Children and young people are provided with experiences which meet their learning needs. | 22 | 59.09 | 31.82 | 0.00 | 0.00 | 4.55 | 0.00 | 4.55 |
| 30 | Children and young people are involved in talking about and planning their learning. | 22 | 31.82 | 59.09 | 0.00 | 0.00 | 9.09 | 0.00 | 0.00 |
| 31 | Children and young people are involved in setting their learning targets. | 22 | 59.09 | 31.82 | 0.00 | 0.00 | 4.55 | 4.55 | 0.00 |
| 32 | Children and young people have the opportunity to lead their learning. | 22 | 40.91 | 54.55 | 0.00 | 0.00 | 4.55 | 0.00 | 0.00 |
| 33 | I receive appropriate support for planning, preparation and assessment. | 22 | 50 | 40.91 | 0.00 | 0.00 | 4.55 | 4.55 | 0.00 |
| 34 | The school has effective strategies to support children and young people with their learning, including those requiring additional support. | 22 | 63.64 | 31.82 | 0.00 | 0.00 | 4.55 | 0.00 | 0.00 |
| 35 | Staff have a shared understanding of their 'responsibility of all' in literacy and numeracy and health and wellbeing. | 22 | 77.27 | 18.18 | 0.00 | 0.00 | 4.55 | 0.00 | 0.00 |

| Q No. | Question (cont.) | Response Count | Strongly agree % | Agree % | Disagree % | Strongly disagree % | Don't know % | N/A % | Didn't answer % |
|-------|----------------------------------------------------------------------------------------------------------------------|----------------|------------------|---------|------------|---------------------|--------------|-------|-----------------|
| 36 | Moderation activities are helping me to make sound professional judgements. | 22 | 50 | 22.73 | 0.00 | 0.00 | 4.55 | 22.73 | 0.00 |
| 37 | I have regular opportunities to help shape the curriculum through discussions with colleagues, parents and partners. | 22 | 40.91 | 50 | 0.00 | 0.00 | 9.09 | 0.00 | 0.00 |
| 38 | I am aware of and involved in the school's strategies for raising attainment for all. | 22 | 54.55 | 40.91 | 0.00 | 0.00 | 4.55 | 0.00 | 0.00 |

10 Your experience by percentage chart (sharing)

