

Forrester High School

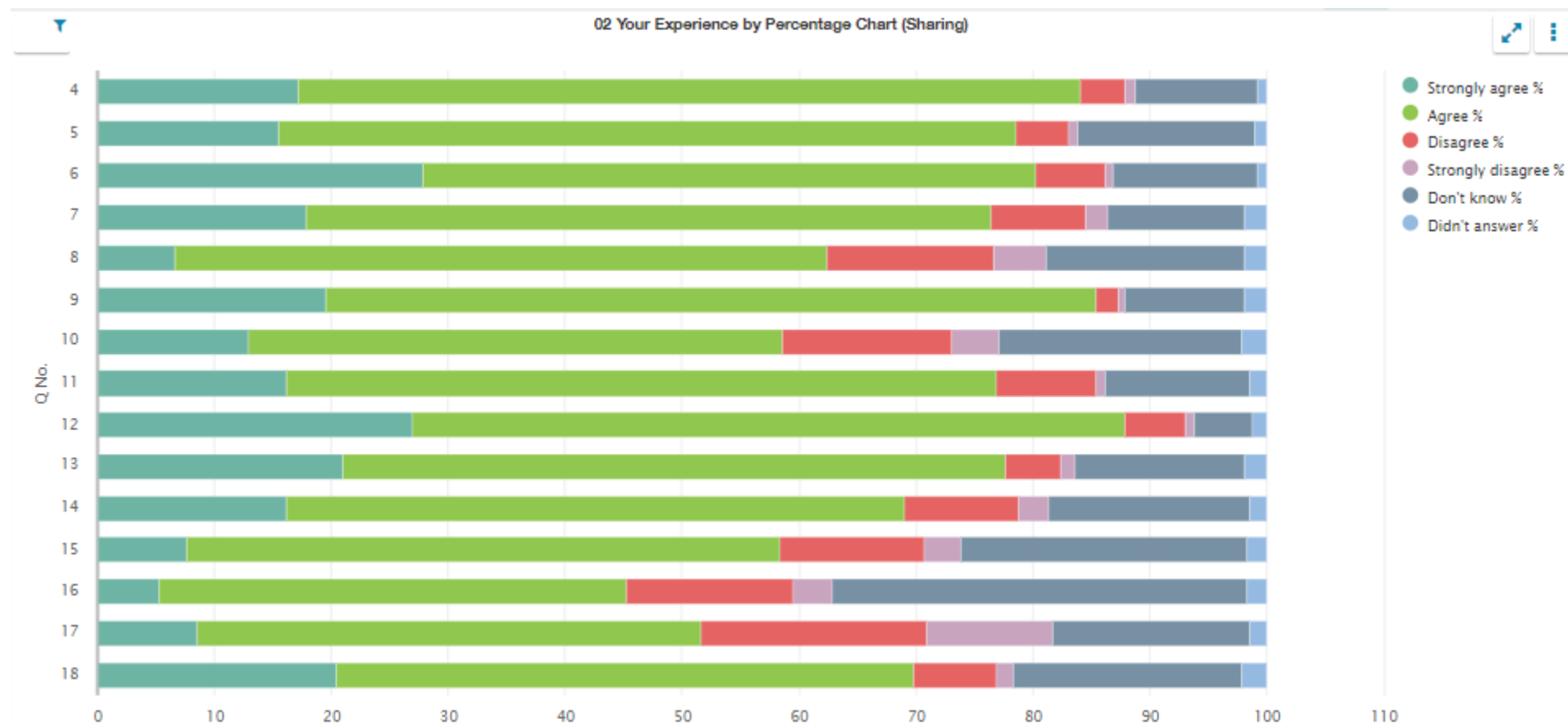
Pre-inspection questionnaire summary report Inspection week: 3 February 2025

Questionnaire for young people in secondary stages (02)

02 Your experience by percentage (sharing)

| Q No. | Question | Response Count | Strongly agree % | Agree % | Disagree % | Strongly disagree % | Don't know % | Didn't answer % |
|-------|---|----------------|------------------|---------|------------|---------------------|--------------|-----------------|
| 4 | I feel safe when I am at school. | 420 | 17.14 | 66.90 | 3.81 | 0.95 | 10.48 | 0.71 |
| 5 | My school helps me to feel safe. | 420 | 15.48 | 63.10 | 4.52 | 0.71 | 15.24 | 0.95 |
| 6 | I have someone in my school I can speak to if I am upset or worried about something. | 420 | 27.86 | 52.38 | 5.95 | 0.71 | 12.38 | 0.71 |
| 7 | Staff treat me fairly and with respect. | 420 | 17.86 | 58.57 | 8.10 | 1.90 | 11.67 | 1.90 |
| 8 | Other young people treat me fairly and with respect. | 420 | 6.67 | 55.71 | 14.29 | 4.52 | 16.90 | 1.90 |
| 9 | My school helps me to understand and respect other people. | 420 | 19.52 | 65.95 | 1.90 | 0.48 | 10.24 | 1.90 |
| 10 | My school is helping me to become confident. | 420 | 12.86 | 45.71 | 14.52 | 4.05 | 20.71 | 2.14 |
| 11 | My school teaches me how to lead a healthy lifestyle. | 420 | 16.19 | 60.71 | 8.57 | 0.71 | 12.38 | 1.43 |
| 12 | There are lots of chances at my school for me to get regular exercise. | 420 | 26.90 | 60.95 | 5.24 | 0.71 | 5.00 | 1.19 |
| 13 | My school offers me the opportunity to take part in activities in school beyond the classroom and timetabled day. | 420 | 20.95 | 56.67 | 4.76 | 1.19 | 14.52 | 1.90 |
| 14 | I have the opportunity to discuss my achievements outwith school with an adult in school who knows me well. | 420 | 16.19 | 52.86 | 9.76 | 2.62 | 17.14 | 1.43 |
| 15 | My school listens to my views. | 420 | 7.62 | 50.71 | 12.38 | 3.10 | 24.52 | 1.67 |
| 16 | My school takes my views into account. | 420 | 5.24 | 40.00 | 14.29 | 3.33 | 35.48 | 1.67 |
| 17 | My homework helps me to understand and improve my work in school. | 420 | 8.57 | 43.10 | 19.29 | 10.71 | 16.90 | 1.43 |
| 18 | I was given good advice to make choices about taking the subjects that are right for me. | 420 | 20.48 | 49.29 | 7.14 | 1.43 | 19.52 | 2.14 |

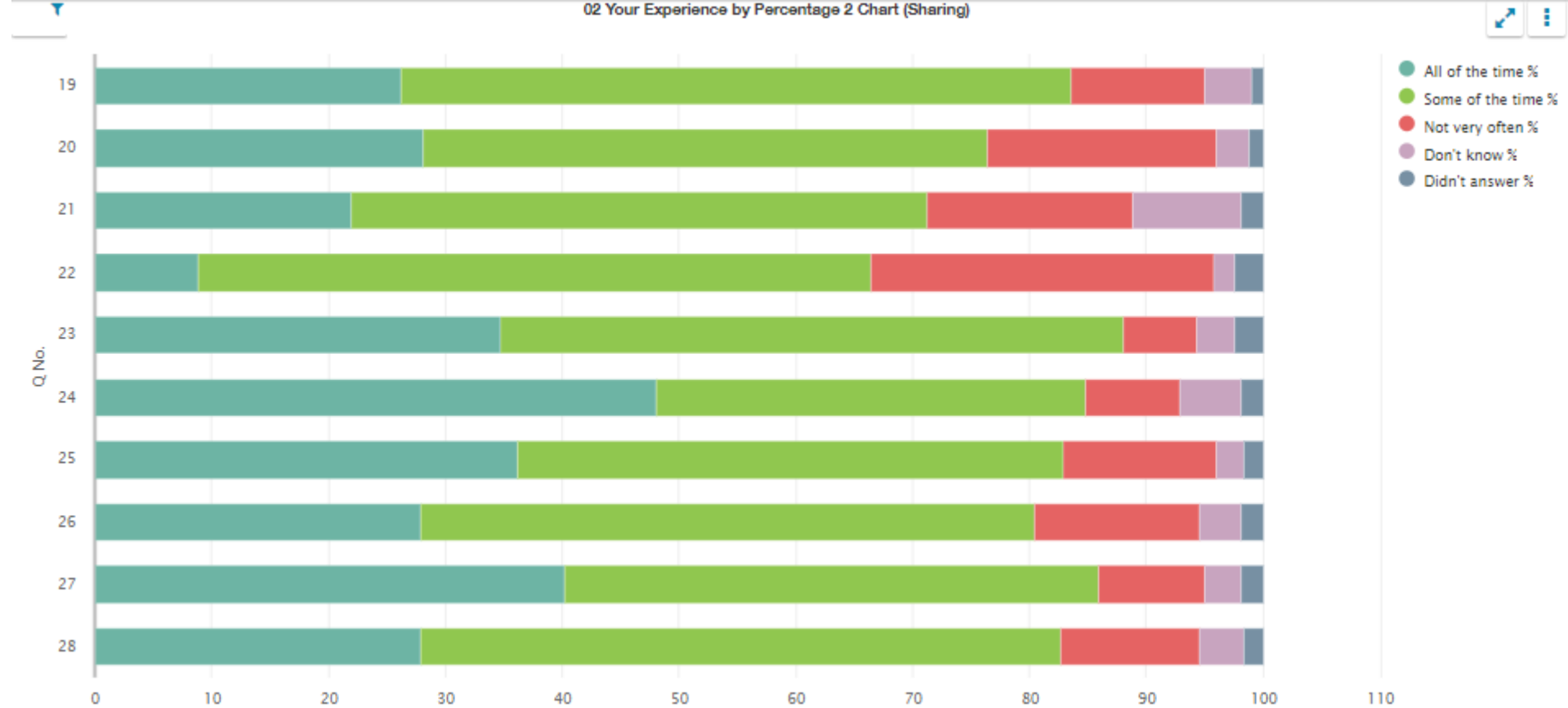
02 Your experience by percentage chart (sharing)



02 Your experience by percentage 2 (sharing)

| Q No. | Question | Response Count | All of the time % | Some of the time % | Not very often % | Don't know % | Didn't answer % |
|-------|---|----------------|-------------------|--------------------|------------------|--------------|-----------------|
| 19 | Staff help young people to be responsible for their own behaviour. | 420 | 26.19 | 57.38 | 11.43 | 4.05 | 0.95 |
| 20 | I feel comfortable approaching staff with questions or suggestions. | 420 | 28.10 | 48.33 | 19.52 | 2.86 | 1.19 |
| 21 | I am given the opportunity to influence what and how I learn. | 420 | 21.90 | 49.29 | 17.62 | 9.29 | 1.90 |
| 22 | I enjoy learning at school. | 420 | 8.81 | 57.62 | 29.29 | 1.90 | 2.38 |
| 23 | I feel that my work in school is hard enough. | 420 | 34.76 | 53.33 | 6.19 | 3.33 | 2.38 |
| 24 | I know who to ask to get help if I find my work too hard. | 420 | 48.10 | 36.67 | 8.10 | 5.24 | 1.90 |
| 25 | Staff help me to understand how I am progressing in my school work. | 420 | 36.19 | 46.67 | 13.10 | 2.38 | 1.67 |
| 26 | The feedback I receive on my work helps me to improve my learning. | 420 | 27.86 | 52.62 | 14.05 | 3.57 | 1.90 |
| 27 | I am encouraged by staff to do the best I can. | 420 | 40.24 | 45.71 | 9.05 | 3.10 | 1.90 |
| 28 | I am happy with the quality of teaching in my school. | 420 | 27.86 | 54.76 | 11.90 | 3.81 | 1.67 |

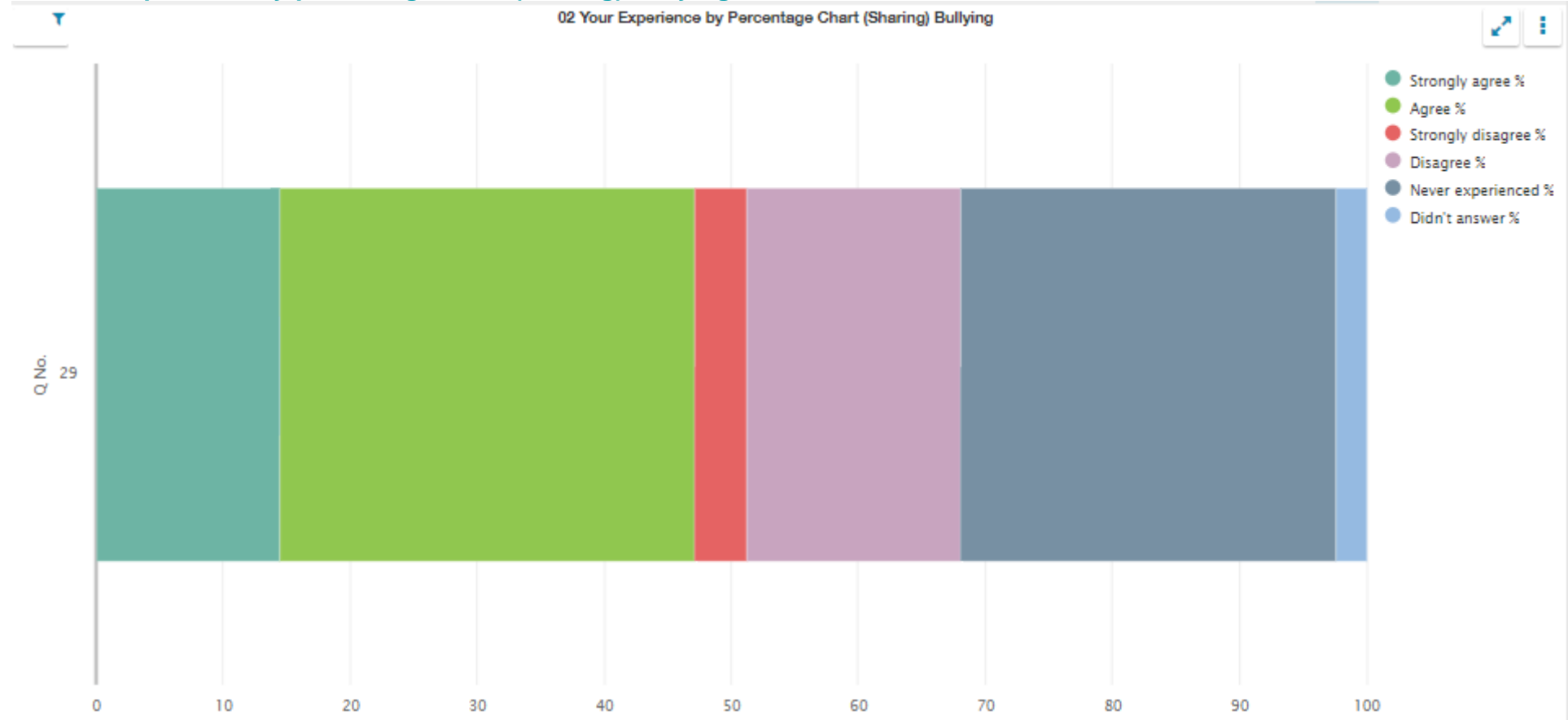
02 Your experience by percentage 2 chart (sharing)



02 Your experience by percentage (sharing) bullying

| Q No. | Question | Response Count | Strongly agree % | Agree % | Disagree % | Strongly disagree % | Never experienced % | Didn't answer % |
|-------|---|----------------|------------------|---------|------------|---------------------|---------------------|-----------------|
| 29 | My school deals well with any bullying. | 420 | 14.52 | 32.62 | 16.90 | 4.05 | 29.52 | 2.38 |

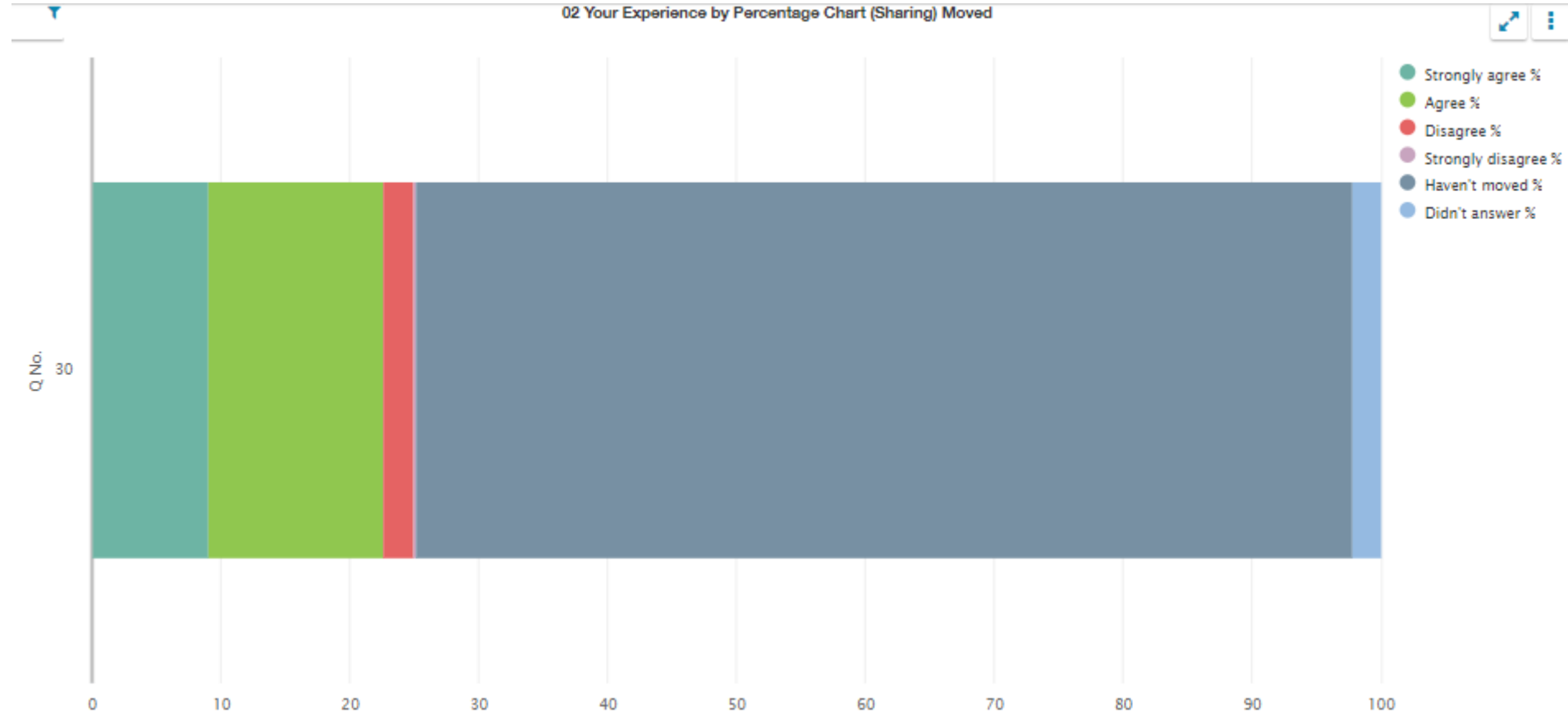
02 Your experience by percentage chart (sharing) bullying



02 Your experience by percentage (sharing) moved

| Q No. | Question | Response Count | Strongly agree % | Agree % | Disagree % | Strongly disagree % | Haven't moved % | Didn't answer % |
|-------|---|----------------|------------------|---------|------------|---------------------|-----------------|-----------------|
| 30 | I was well supported if I moved to a new school within the last year. | 420 | 9.05 | 13.57 | 2.38 | 0.24 | 72.62 | 2.14 |

02 Your experience by percentage chart (sharing) moved



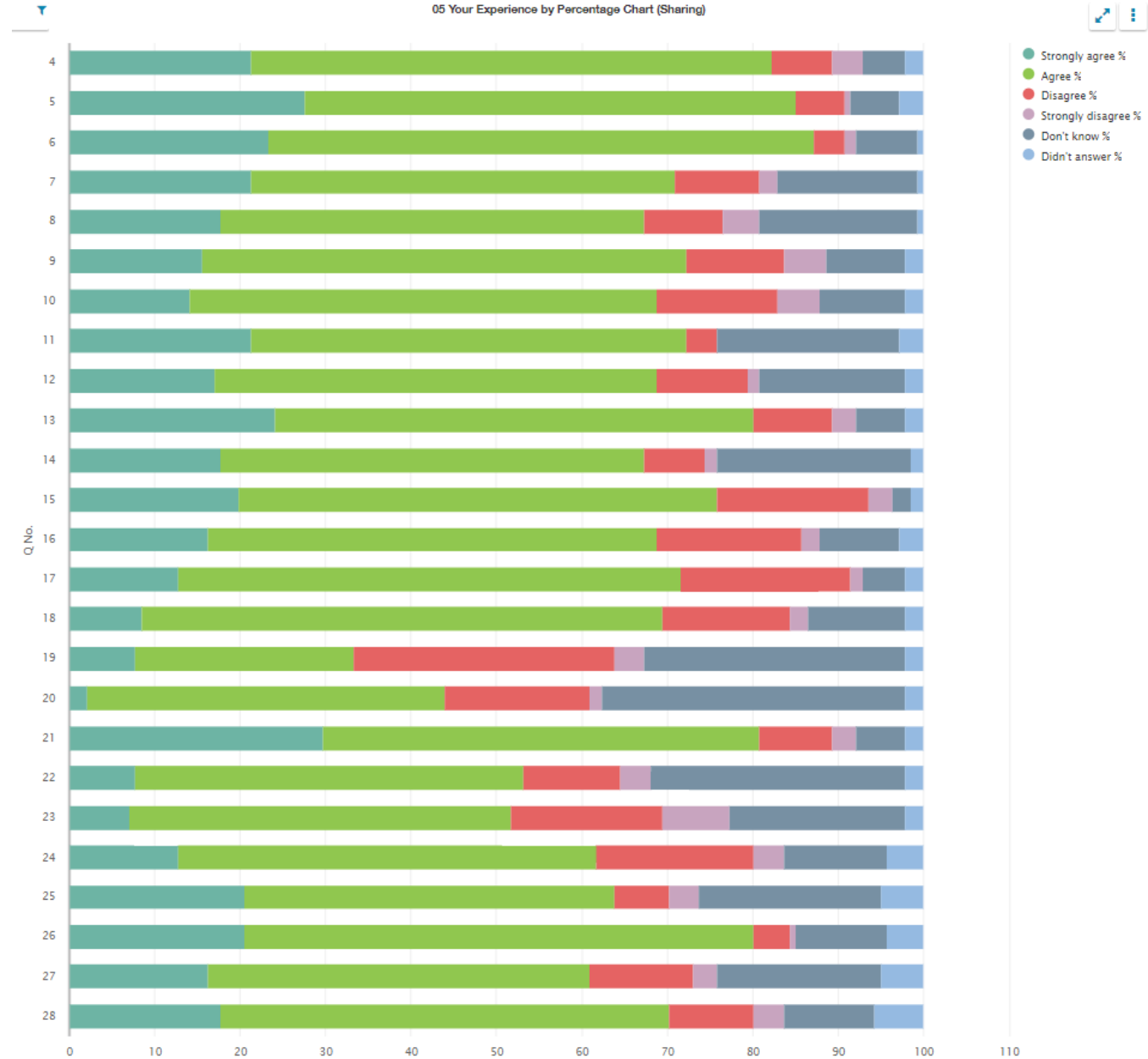
Questionnaire for parents/carers of children in secondary stages (05)

05 Your experience by percentage (sharing)

| Q No. | Question | Response Count | Strongly agree % | Agree % | Disagree % | Strongly disagree % | Don't know % | Didn't answer % |
|-------|--|----------------|------------------|---------|------------|---------------------|--------------|-----------------|
| 4 | My child likes being at this school. | 141 | 21.28 | 60.99 | 7.09 | 3.55 | 4.96 | 2.13 |
| 5 | Staff treat my child fairly and with respect. | 141 | 27.66 | 57.45 | 5.67 | 0.71 | 5.67 | 2.84 |
| 6 | I feel that my child is safe at the school. | 141 | 23.40 | 63.83 | 3.55 | 1.42 | 7.09 | 0.71 |
| 7 | The school helps my child to feel confident. | 141 | 21.28 | 49.65 | 9.93 | 2.13 | 16.31 | 0.71 |
| 8 | I feel staff really know my child as an individual. | 141 | 17.73 | 49.65 | 9.22 | 4.26 | 18.44 | 0.71 |
| 9 | My child finds their learning activities hard enough. | 141 | 15.60 | 56.74 | 11.35 | 4.96 | 9.22 | 2.13 |
| 10 | My child receives the help he/she needs to do well. | 141 | 14.18 | 54.61 | 14.18 | 4.96 | 9.93 | 2.13 |
| 11 | My child is encouraged by the school to be healthy and take regular exercise. | 141 | 21.28 | 51.06 | 3.55 | 0.00 | 21.28 | 2.84 |
| 12 | The school supports my child's emotional wellbeing. | 141 | 17.02 | 51.77 | 10.64 | 1.42 | 17.02 | 2.13 |
| 13 | My child is making good progress at the school. | 141 | 24.11 | 56.03 | 9.22 | 2.84 | 5.67 | 2.13 |
| 14 | My child was well supported to make choices about taking the subjects that are right for them. | 141 | 17.73 | 49.65 | 7.09 | 1.42 | 22.70 | 1.42 |
| 15 | I receive helpful, regular feedback about how my child is learning and developing e.g. informal feedback, reports and learning profiles. | 141 | 19.86 | 56.03 | 17.73 | 2.84 | 2.13 | 1.42 |
| 16 | The information I receive about how my child is doing reaches me at the right time. | 141 | 16.31 | 52.48 | 17.02 | 2.13 | 9.22 | 2.84 |
| 17 | I understand how my child's progress is assessed. | 141 | 12.77 | 58.87 | 19.86 | 1.42 | 4.96 | 2.13 |
| 18 | The school gives me advice on how to support my child's learning at home. | 141 | 8.51 | 60.99 | 14.89 | 2.13 | 11.35 | 2.13 |
| 19 | The school organises activities where my child and I can learn together. | 141 | 7.80 | 25.53 | 30.50 | 3.55 | 30.50 | 2.13 |
| 20 | The school takes my views into account when making changes. | 141 | 2.13 | 41.84 | 17.02 | 1.42 | 35.46 | 2.13 |
| 21 | I feel comfortable approaching the school with questions, suggestions and/or a problem. | 141 | 29.79 | 51.06 | 8.51 | 2.84 | 5.67 | 2.13 |

| Q No. | Question (cont.) | Response Count | Strongly agree % | Agree % | Disagree % | Strongly disagree % | Don't know % | Didn't answer % |
|-------|---|----------------|------------------|---------|------------|---------------------|--------------|-----------------|
| 22 | I feel encouraged to be involved in the work of the Parent Council and/or parent association. | 141 | 7.80 | 45.39 | 11.35 | 3.55 | 29.79 | 2.13 |
| 23 | I am kept informed about the work of the Parent Council and/or parent association. | 141 | 7.09 | 44.68 | 17.73 | 7.80 | 20.57 | 2.13 |
| 24 | I am satisfied with the quality of teaching in the school. | 141 | 12.77 | 48.94 | 18.44 | 3.55 | 12.06 | 4.26 |
| 25 | The school is well led and managed. | 141 | 20.57 | 43.26 | 6.38 | 3.55 | 21.28 | 4.96 |
| 26 | The school encourages young people to treat others with respect. | 141 | 20.57 | 59.57 | 4.26 | 0.71 | 10.64 | 4.26 |
| 27 | I would recommend the school to other parents. | 141 | 16.31 | 44.68 | 12.06 | 2.84 | 19.15 | 4.96 |
| 28 | Overall, I am satisfied with the school. | 141 | 17.73 | 52.48 | 9.93 | 3.55 | 10.64 | 5.67 |

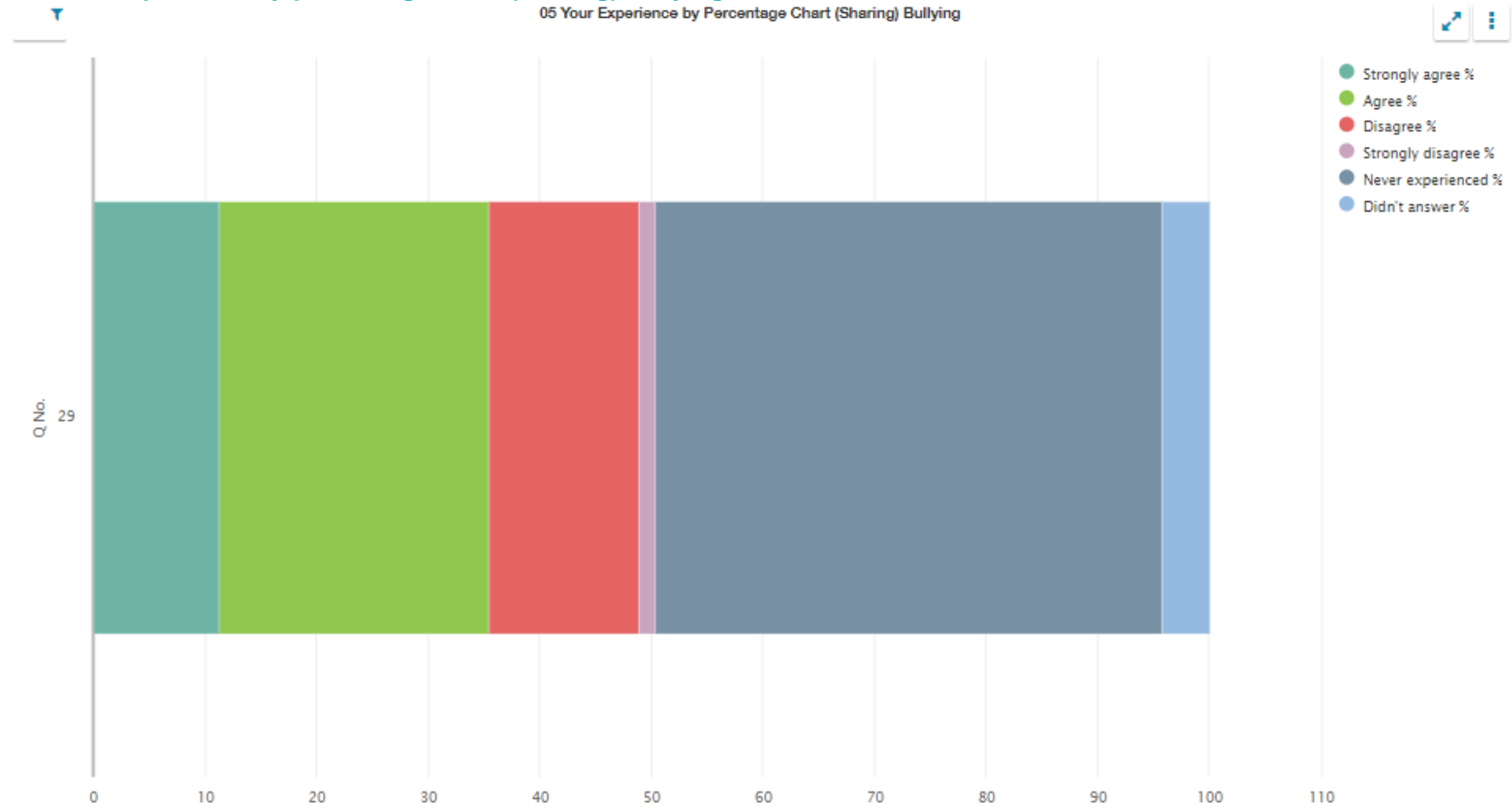
05 Your experience by percentage chart (sharing)



05 Your experience by percentage (sharing) bullying

| Q No. | Question | Response Count | Strongly agree % | Agree % | Disagree % | Strongly disagree % | Never experienced % | Didn't answer % |
|-------|---|----------------|------------------|---------|------------|---------------------|---------------------|-----------------|
| 29 | My child's school deals well with any bullying. | 141 | 11.35 | 24.11 | 13.48 | 1.42 | 45.39 | 4.26 |

05 Your experience by percentage chart (sharing) bullying



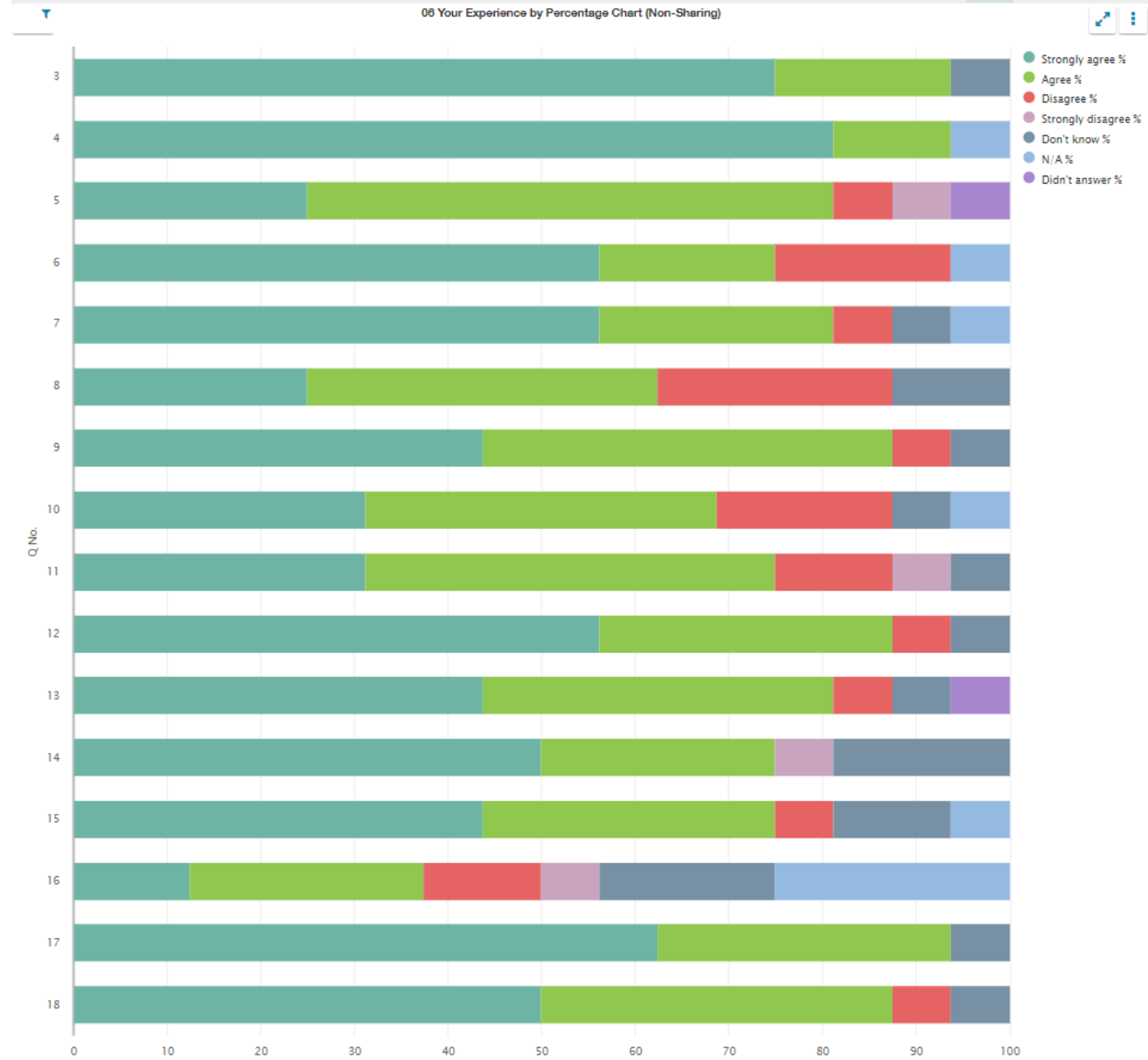
Questionnaire for partners with the school (06)

06 Your experience by percentage (sharing)

| Q No. | Question | Response Count | Strongly agree % | Agree % | Disagree % | Strongly disagree % | Don't know % | N/A % | Didn't answer % |
|-------|---|----------------|------------------|---------|------------|---------------------|--------------|-------|-----------------|
| 3 | My service/organisation works in partnership with the school on a regular basis. | 16 | 75.00 | 18.75 | 0.00 | 0.00 | 6.25 | 0.00 | 0.00 |
| 4 | We are aware of the school's procedures for reporting child protection and safeguarding concerns. | 16 | 81.25 | 12.50 | 0.00 | 0.00 | 0.00 | 6.25 | 0.00 |
| 5 | My service/organisation has a clear understanding of the school's strategies for raising attainment for all. | 16 | 25.00 | 56.25 | 6.25 | 6.25 | 0.00 | 0.00 | 6.25 |
| 6 | There are effective arrangements in place for jointly planning provision with the school. | 16 | 56.25 | 18.75 | 18.75 | 0.00 | 0.00 | 6.25 | 0.00 |
| 7 | There are effective arrangements for jointly delivering provision with the school. | 16 | 56.25 | 25.00 | 6.25 | 0.00 | 6.25 | 6.25 | 0.00 |
| 8 | My service/organisation is involved in the school's self-evaluation of our joint work. | 16 | 25.00 | 37.50 | 25.00 | 0.00 | 12.50 | 0.00 | 0.00 |
| 9 | Roles and responsibilities are clearly defined within the partnership. | 16 | 43.75 | 43.75 | 6.25 | 0.00 | 6.25 | 0.00 | 0.00 |
| 10 | Effective arrangements are in place to evaluate the impact of our partnership working. | 16 | 31.25 | 37.50 | 18.75 | 0.00 | 6.25 | 6.25 | 0.00 |
| 11 | My service/organisation is kept up to date with changes in the school which may affect the services we deliver. | 16 | 31.25 | 43.75 | 12.50 | 6.25 | 6.25 | 0.00 | 0.00 |
| 12 | The school provides my service/organisation with relevant information about the needs of children and young people. | 16 | 56.25 | 31.25 | 6.25 | 0.00 | 6.25 | 0.00 | 0.00 |
| 13 | Arrangements are in place to support my service/organisation to share relevant information about the progress of children and young people with the school. | 16 | 43.75 | 37.50 | 6.25 | 0.00 | 6.25 | 0.00 | 6.25 |
| 14 | The school values the contribution made by my service/organisation. | 16 | 50.00 | 25.00 | 0.00 | 6.25 | 18.75 | 0.00 | 0.00 |
| 15 | The school actively promotes my service/organisation to potential users, as appropriate. | 16 | 43.75 | 31.25 | 6.25 | 0.00 | 12.50 | 6.25 | 0.00 |

| Q No. | Question (cont.) | Response Count | Strongly agree % | Agree % | Disagree % | Strongly disagree % | Don't know % | N/A % | Didn't answer % |
|-------|---|----------------|------------------|---------|------------|---------------------|--------------|-------|-----------------|
| 16 | There are opportunities to network, share practice and participate in joint training and development with the school. | 16 | 12.50 | 25.00 | 12.50 | 6.25 | 18.75 | 25.00 | 0.00 |
| 17 | My service/organisation has a clear understanding of the social, cultural and economic context of the school. | 16 | 62.50 | 31.25 | 0.00 | 0.00 | 6.25 | 0.00 | 0.00 |
| 18 | Overall, partnership working with the school works well. | 16 | 50.00 | 37.50 | 6.25 | 0.00 | 6.25 | 0.00 | 0.00 |

06 Your experience by percentage chart (sharing)



Questionnaire for school teachers (10)

10 Your experience by percentage (sharing)

| Q No. | Question | Response Count | Strongly agree % | Agree % | Disagree % | Strongly disagree % | Don't know % | N/A % | Didn't answer % |
|-------|---|----------------|------------------|---------|------------|---------------------|--------------|-------|-----------------|
| 2 | I find it rewarding to be a member of staff at this school. | 36 | 50.00 | 33.33 | 5.56 | 8.33 | 0.00 | 2.78 | 0.00 |
| 3 | I feel a valued part of the school's community. | 36 | 50.00 | 33.33 | 2.78 | 8.33 | 5.56 | 0.00 | 0.00 |
| 4 | I am encouraged to learn and share practice with colleagues from other schools. | 36 | 41.67 | 36.11 | 11.11 | 5.56 | 0.00 | 2.78 | 2.78 |
| 5 | I am given the opportunity to learn and share practice with colleagues from other schools. | 36 | 25.00 | 38.89 | 16.67 | 11.11 | 5.56 | 2.78 | 0.00 |
| 6 | I have a clear understanding of the social, cultural and economic context of the school. | 36 | 77.78 | 19.44 | 0.00 | 0.00 | 2.78 | 0.00 | 0.00 |
| 7 | I feel appropriately supported by the school to undertake my role. | 36 | 41.67 | 33.33 | 19.44 | 5.56 | 0.00 | 0.00 | 0.00 |
| 8 | I am supported to engage in professional learning. | 36 | 55.56 | 36.11 | 5.56 | 0.00 | 2.78 | 0.00 | 0.00 |
| 9 | My professional learning enables me to reflect on and improve my practice. | 36 | 58.33 | 38.89 | 0.00 | 0.00 | 2.78 | 0.00 | 0.00 |
| 10 | I have regular opportunities to undertake leadership roles. | 36 | 44.44 | 33.33 | 16.67 | 5.56 | 0.00 | 0.00 | 0.00 |
| 11 | I have opportunities to be involved in agreeing priorities for the school. | 36 | 27.78 | 30.56 | 25.00 | 8.33 | 5.56 | 2.78 | 0.00 |
| 12 | I am actively involved in the school's ongoing self-evaluation. | 36 | 38.89 | 44.44 | 13.89 | 2.78 | 0.00 | 0.00 | 0.00 |
| 13 | GTCS standards are used to support professional dialogue. | 36 | 38.89 | 41.67 | 11.11 | 0.00 | 8.33 | 0.00 | 0.00 |
| 14 | I use information, including data, effectively to identify and reduce inequalities in children's and young people's outcomes. | 36 | 55.56 | 41.67 | 0.00 | 0.00 | 2.78 | 0.00 | 0.00 |
| 15 | I understand how to apply the school's procedures relating to child protection and safeguarding. | 36 | 94.44 | 5.56 | 0.00 | 0.00 | 0.00 | 0.00 | 0.00 |
| 16 | The school's vision and values underpins my work. | 36 | 72.22 | 22.22 | 0.00 | 0.00 | 5.56 | 0.00 | 0.00 |
| 17 | Staff treat all children and young people fairly and with respect. | 36 | 52.78 | 33.33 | 11.11 | 0.00 | 2.78 | 0.00 | 0.00 |

| Q No. | Question (cont.) | Response Count | Strongly agree % | Agree % | Disagree % | Strongly disagree % | Don't know % | N/A % | Didn't answer % |
|-------|---|----------------|------------------|---------|------------|---------------------|--------------|-------|-----------------|
| 18 | Colleagues treat each other with respect. | 36 | 36.11 | 52.78 | 5.56 | 5.56 | 0.00 | 0.00 | 0.00 |
| 19 | Children and young people are encouraged and supported to treat others with respect. | 36 | 50.00 | 41.67 | 2.78 | 5.56 | 0.00 | 0.00 | 0.00 |
| 20 | Children and young people are well behaved. | 36 | 0.00 | 44.44 | 38.89 | 5.56 | 11.11 | 0.00 | 0.00 |
| 21 | The school deals effectively with any bullying. | 36 | 22.22 | 41.67 | 11.11 | 2.78 | 22.22 | 0.00 | 0.00 |
| 22 | I am provided with feedback when I report an incident. | 36 | 38.89 | 33.33 | 19.44 | 5.56 | 2.78 | 0.00 | 0.00 |
| 23 | Staff at all levels within the school communicate effectively with each other. | 36 | 38.89 | 19.44 | 25.00 | 13.89 | 2.78 | 0.00 | 0.00 |
| 24 | The school's arrangements for engaging parents in their child's learning are effective. | 36 | 27.78 | 44.44 | 13.89 | 2.78 | 11.11 | 0.00 | 0.00 |
| 25 | The school is well led and managed. | 36 | 38.89 | 16.67 | 16.67 | 11.11 | 11.11 | 5.56 | 0.00 |
| 26 | Collaborative working across the school is effective in taking forward improvement. | 36 | 47.22 | 33.33 | 13.89 | 0.00 | 5.56 | 0.00 | 0.00 |
| 27 | Children and young people are engaged in their learning. | 36 | 8.33 | 75.00 | 16.67 | 0.00 | 0.00 | 0.00 | 0.00 |
| 28 | I give children and young people regular feedback which helps them to progress. | 36 | 38.89 | 50.00 | 0.00 | 0.00 | 2.78 | 5.56 | 2.78 |
| 29 | Children and young people are provided with experiences which meet their learning needs. | 36 | 27.78 | 66.67 | 0.00 | 0.00 | 5.56 | 0.00 | 0.00 |
| 30 | Children and young people are involved in talking about and planning their learning. | 36 | 19.44 | 55.56 | 16.67 | 0.00 | 5.56 | 0.00 | 2.78 |
| 31 | Children and young people are involved in setting their learning targets. | 36 | 8.33 | 75.00 | 11.11 | 0.00 | 5.56 | 0.00 | 0.00 |
| 32 | Children and young people have the opportunity to lead their learning. | 36 | 8.33 | 69.44 | 8.33 | 0.00 | 13.89 | 0.00 | 0.00 |
| 33 | I receive appropriate support for planning, preparation and assessment. | 36 | 30.56 | 36.11 | 19.44 | 8.33 | 0.00 | 5.56 | 0.00 |
| 34 | The school has effective strategies to support children and young people with their learning, including those requiring additional support. | 36 | 44.44 | 38.89 | 13.89 | 2.78 | 0.00 | 0.00 | 0.00 |
| 35 | Staff have a shared understanding of their 'responsibility of all' in literacy and numeracy and health and wellbeing. | 36 | 25.00 | 61.11 | 0.00 | 2.78 | 11.11 | 0.00 | 0.00 |

| Q No. | Question (cont.) | Response Count | Strongly agree % | Agree % | Disagree % | Strongly disagree % | Don't know % | N/A % | Didn't answer % |
|-------|--|----------------|------------------|---------|------------|---------------------|--------------|-------|-----------------|
| 36 | Moderation activities are helping me to make sound professional judgements. | 36 | 41.67 | 44.44 | 2.78 | 0.00 | 0.00 | 11.11 | 0.00 |
| 37 | I have regular opportunities to help shape the curriculum through discussions with colleagues, parents and partners. | 36 | 38.89 | 47.22 | 5.56 | 0.00 | 2.78 | 2.78 | 2.78 |
| 38 | I am aware of and involved in the school's strategies for raising attainment for all. | 36 | 58.33 | 36.11 | 2.78 | 0.00 | 2.78 | 0.00 | 0.00 |

10 Your experience by percentage chart (sharing)

