

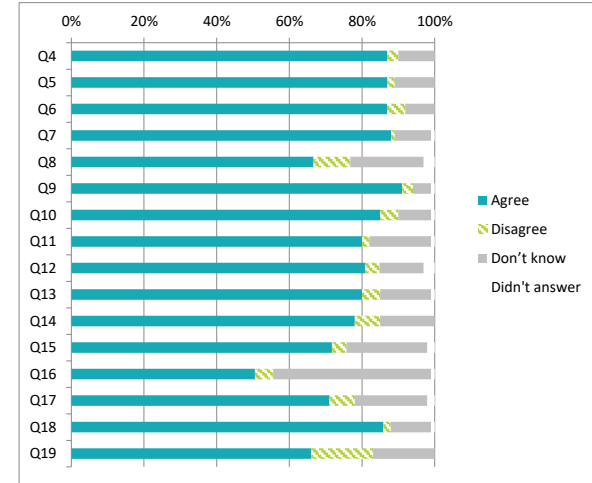
Children (Primary) Questionnaire Summary

Centre Name: Bonnyrigg Primary School
SEED Number: 5542022

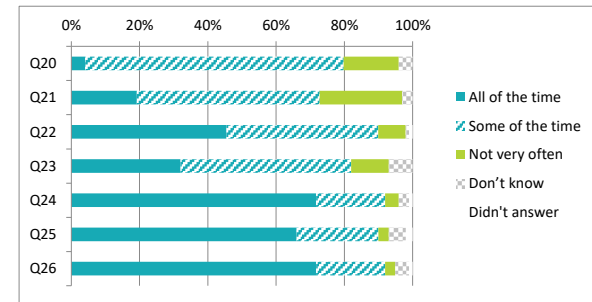
Number of responses : 202

Percentages are rounded and may not add up to 100%

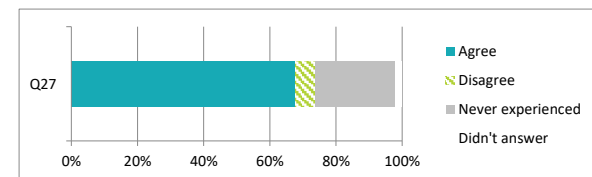
		Percentage %			
		Agree	Disagree	Don't know	Didn't answer
Q4	I feel safe when I am at school	87	3	10	0
Q5	My school helps me to feel safe	87	2	11	0
Q6	I have someone in my school I can speak to if I am upset or worried about something	86	5	8	0
Q7	Staff treat me fairly and with respect	88	1	10	1
Q8	Other children treat me fairly and with respect	66	10	20	3
Q9	My school helps me to understand and respect other people	91	3	5	1
Q10	My school is helping me to become confident	85	5	9	1
Q11	My school teaches me to lead a healthy lifestyle	80	2	17	1
Q12	There are lots of chances at my school for me to get regular exercise	80	4	12	3
Q13	My school offers me the opportunity to take part in activities in school beyond the classroom and timetabled day	80	5	14	1
Q14	I have the opportunity to discuss my achievements out with school with an adult in school who knows me well	78	7	15	0
Q15	My school listens to my views	71	4	22	2
Q16	My school takes my views into account	50	5	43	1
Q17	I feel comfortable approaching staff with questions or suggestions	71	7	20	2
Q18	Staff help me to understand how I am progressing in my school work	85	2	11	1
Q19	My homework helps me to understand and improve my work in school	66	17	17	0



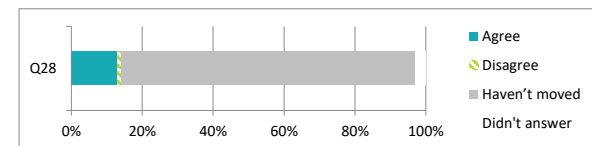
		Percentage %				
		All of the time	Some of the time	Not very often	Don't know	Didn't answer
Q20	Other children behave well	4	75	16	4	0
Q21	My teachers ask me about what things I want to learn in school	19	53	24	3	0
Q22	I enjoy learning at school	45	44	8	1	1
Q23	I feel that my work in school is hard enough	32	50	11	7	0
Q24	I know who to ask to get help if I find my work too hard	71	20	4	3	1
Q25	I am encouraged by staff to do the best I can	66	24	3	5	2
Q26	I am happy with the quality of teaching in my school	71	20	3	4	1



		Percentage %			
		Agree	Disagree	Never experienced	Didn't answer
Q27	My school deals well with any bullying	67	6	24	2



		Percentage %			
		Agree	Disagree	Haven't moved	Didn't answer
Q28	I was well supported if I moved to a new school within the last year	13	1	82	3



Parents / Carers (ELC) Questionnaire Summary

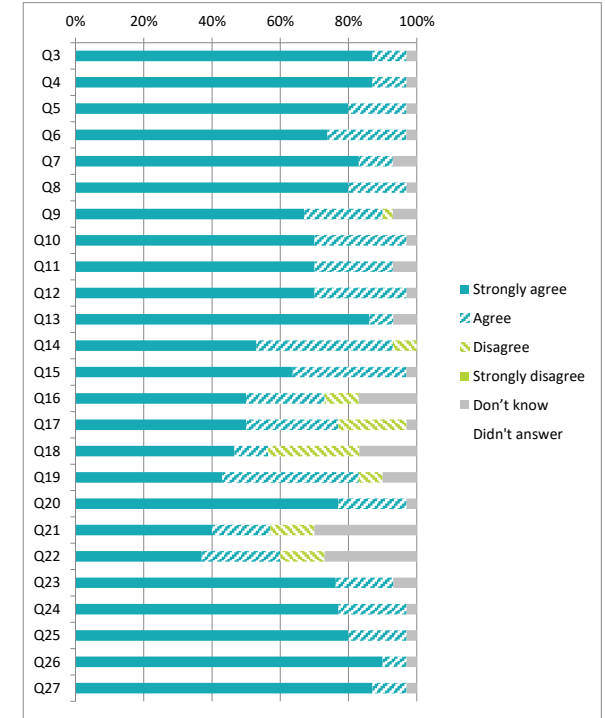
Centre Name: Bonnyrigg Primary School
SEED Number: 5542022

Number of responses : 30

Disclosure control has been applied to the data, this means a small number of responses have been changed to prevent individuals being identified.

Percentages are rounded and may not add up to 100%

		Percentage %					
		Strongly agree	Agree	Disagree	Strongly disagree	Don't know	Didn't answer
Q3	My child likes being at this setting	87	10	0	0	3	0
Q4	Staff treat my child fairly and with respect	87	10	0	0	3	0
Q5	I feel that my child is safe at the setting	80	17	0	0	3	0
Q6	My child's behaviour is managed effectively	73	23	0	0	3	0
Q7	The setting helps my child to feel confident	83	10	0	0	7	0
Q8	I feel staff really know my child as an individual	80	17	0	0	3	0
Q9	The learning experiences my child has at the setting are at the right level for them	67	23	3	0	7	0
Q10	My child's learning and development is well supported by the staff in the setting	70	27	0	0	3	0
Q11	My child is encouraged to be healthy and to be physically active	70	23	0	0	7	0
Q12	The setting supports my child's emotional wellbeing	70	27	0	0	3	0
Q13	My child is making good progress at the setting	87	7	0	0	7	0
Q14	I receive helpful, regular feedback about how my child is learning and developing e.g. informal feedback, reports and learning profiles	53	40	7	0	0	0
Q15	The information I receive about how my child is learning and developing is shared with me when I request it	63	33	0	0	3	0
Q16	I understand how the setting monitors my child's progress in learning	50	23	10	0	17	0
Q17	The setting gives me ideas on how to support my child's learning at home	50	27	20	0	3	0
Q18	The setting organises activities where my child and I can learn together	47	10	27	0	17	0
Q19	The setting takes my views into account when making changes	43	40	7	0	10	0
Q20	I feel comfortable approaching the setting with questions, suggestions and/or a problem	77	20	0	0	3	0
Q21	I feel encouraged to be involved in the work of parent groups	40	17	13	0	30	0
Q22	I am kept informed about the work of parent groups	37	23	13	0	27	0
Q23	The setting is well led and managed	77	17	0	0	7	0
Q24	The setting encourages children to treat others kindly and with respect	77	20	0	0	3	0
Q25	I would recommend the setting to other parents	80	17	0	0	3	0
Q26	My child was well supported as they started at the setting or moved to a new room or group	90	7	0	0	3	0
Q27	Overall, I am satisfied with the setting	87	10	0	0	3	0



Parents / Carers (Primary) Questionnaire Summary

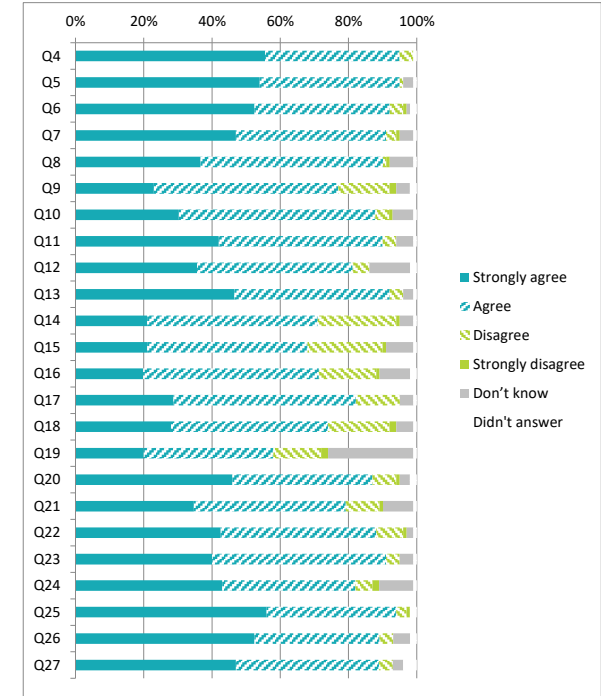
Centre Name:Bonnyrigg Primary School
SEED Number: 5542022

Number of responses : 112

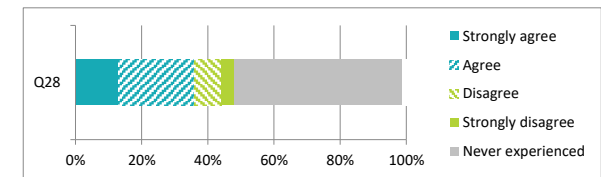
Where there were fewer than ten responses to a question (excluding those who didn't answer),the data has been suppressed ("x") in order to avoid identification of individuals.

Percentages are rounded and may not add up to 100%

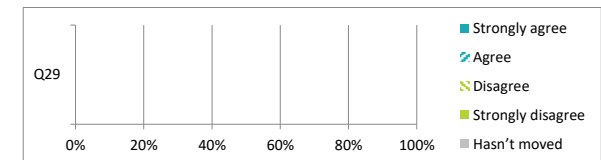
		Percentage %					
		Strongly agree	Agree	Disagree	Strongly disagree	Don't know	Didn't answer
Q4	My child likes being at this school	55	39	4	0	0	1
Q5	Staff treat my child fairly and with respect	54	41	1	0	3	1
Q6	I feel that my child is safe at the school	53	40	4	1	1	2
Q7	The school helps my child to feel confident	47	44	3	1	4	1
Q8	I feel staff really know my child as an individual	37	54	1	1	7	1
Q9	My child finds their learning activities hard enough	23	54	15	2	4	2
Q10	My child receives the help he/she needs to do well	30	57	4	1	6	1
Q11	My child is encouraged by the school to be healthy and take regular exercise	42	48	4	0	5	1
Q12	The school supports my child's emotional wellbeing	36	46	5	0	12	2
Q13	My child is making good progress at the school	47	46	4	0	3	1
Q14	I receive helpful, regular feedback about how my child is learning and developing e.g. informal feedback, reports and learning profiles	21	50	23	1	4	1
Q15	The information I receive about how my child is doing reaches me at the right time	21	47	22	1	8	1
Q16	I understand how my child's progress is assessed	20	52	17	1	9	2
Q17	The school gives me advice on how to support my child's learning at home	29	54	13	0	4	1
Q18	The school organises activities where my child and I can learn together	28	46	18	2	5	1
Q19	The school takes my views into account when making changes	20	38	14	2	25	1
Q20	I feel comfortable approaching the school with questions, suggestions and/or a problem	46	41	7	1	3	2
Q21	I feel encouraged to be involved in the work of the Parent Council and/or parent association	35	45	10	1	9	1
Q22	I am kept informed about the work of the Parent Council and/or parent association	43	46	8	1	2	1
Q23	I am satisfied with the quality of teaching in the school	40	51	4	0	4	1
Q24	The school is well led and managed	43	39	5	2	10	1
Q25	The school encourages children to treat others with respect	56	38	3	1	0	2
Q26	I would recommend the school to other parents	53	37	4	0	5	2
Q27	Overall, I am satisfied with the school	47	42	4	0	3	4



		Percentage %					
		Strongly agree	Agree	Disagree	Strongly disagree	Never experienced	Didn't answer
Q28	The school deals well with any bullying	13	23	8	4	51	1



		Percentage %					
		Strongly agree	Agree	Disagree	Strongly disagree	Hasn't moved	Didn't answer
Q29	My child was well supported if they moved to a new school within the last year	x	x	x	x	x	x



Partners (Primary / Secondary) Questionnaire Summary

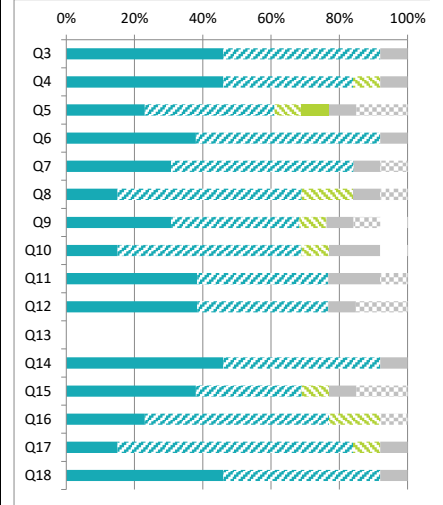
Centre Name:Bonnyrigg Primary School
SEED Number: 5542022

Number of responses : 13

Disclosure control has been applied to the data, this means a small number of responses have been changed to prevent individuals being identified. Where there were fewer than ten responses to a question (excluding those who didn't answer),the data has been suppressed ("x") in order to avoid identification of individuals.

Percentages are rounded and may not add up to 100%

		Percentage %						
		Strongly agree	Agree	Disagree	Strongly disagree	Don't know	N/A	Didn't answer
Q3	My service/organisation works in partnership with the school on a regular basis	46	46	0	0	8	0	0
Q4	We are aware of the school's procedures for reporting child protection and safeguarding concerns	46	38	8	0	8	0	0
Q5	My service/organisation has a clear understanding of the school's strategies for raising attainment for all	23	38	8	8	8	15	0
Q6	There are effective arrangements in place for jointly planning provision with the school	38	54	0	0	8	0	0
Q7	There are effective arrangements for jointly delivering provision with the school	31	54	0	0	8	8	0
Q8	My service/organisation is involved in the school's self-evaluation of our joint work	15	54	15	0	8	8	0
Q9	Roles and responsibilities are clearly defined within the partnership	31	38	8	0	8	8	8
Q10	Effective arrangements are in place to evaluate the impact of our partnership working	15	54	8	0	15	0	8
Q11	My service/organisation is kept up to date with changes in the school which may affect the services we deliver	38	38	0	0	15	8	0
Q12	The school provides my service/organisation with relevant information about the needs of children and young people	38	38	0	0	8	15	0
Q13	Arrangements are in place to support my service/organisation to share relevant information about the progress of children and young people with the school	x	x	x	x	x	x	x
Q14	The school values the contribution made by my service/organisation	46	46	0	0	8	0	0
Q15	The school actively promotes my service/organisation to potential users, as appropriate	38	31	8	0	8	15	0
Q16	There are opportunities to network, share practice and participate in joint training and development with the school	23	54	15	0	0	8	0
Q17	My service/organisation has a clear understanding of the social, cultural and economic context of the school	15	69	8	0	8	0	0
Q18	Overall, partnership working with the school works well	46	46	0	0	8	0	0



Staff Teachers (Primary / Secondary) Questionnaire Summary

Centre Name: Bonnyrigg Primary School
SEED Number: 5542022

Number of responses : 25

Disclosure control has been applied to the data, this means a small number of responses have been changed to prevent individuals being identified.

Percentages are rounded and may not add up to 100%

