

Calderbridge Primary School and Nursery Class

Pre-inspection questionnaire summary report
Inspection week: 9 December 2019

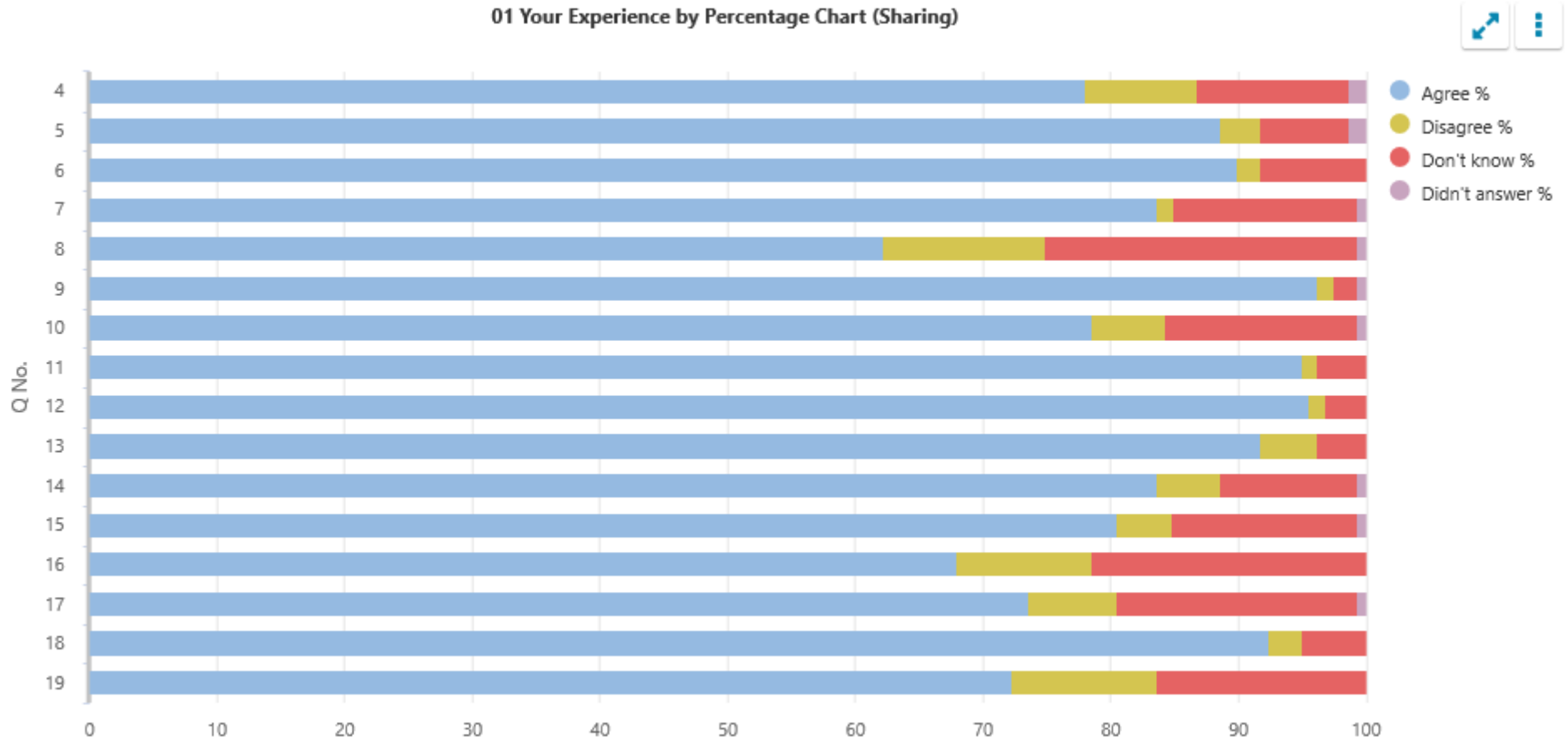
Questionnaire for children in primary stages (01)

01 Your experience by percentage (sharing)

Q No.	Question	Response Count	Agree %	Disagree %	Don't know %	Didn't answer %
4	I feel safe when I am at school.	159	77.99	8.81	11.95	1.26
5	My school helps me to feel safe.	159	88.68	3.14	6.92	1.26
6	I have someone in my school I can speak to if I am upset or worried about something.	159	89.94	1.89	8.18	0
7	Staff treat me fairly and with respect.	159	83.65	1.26	14.47	0.63
8	Other children treat me fairly and with respect.	159	62.26	12.58	24.53	0.63
9	My school helps me to understand and respect other people.	159	96.23	1.26	1.89	0.63
10	My school is helping me to become confident.	159	78.62	5.66	15.09	0.63
11	My school teaches me how to lead a healthy lifestyle.	159	94.97	1.26	3.77	0
12	There are lots of chances at my school for me to get regular exercise.	159	95.6	1.26	3.14	0
13	My school offers me the opportunity to take part in activities in school beyond the classroom and timetabled day.	159	91.82	4.4	3.77	0
14	I have the opportunity to discuss my achievements outwith school with an adult in school who knows me well.	159	83.65	5.03	10.69	0.63
15	My school listens to my views.	159	80.5	4.4	14.47	0.63
16	My school takes my views into account.	159	67.92	10.69	21.38	0
17	I feel comfortable approaching staff with questions or suggestions.	159	73.58	6.92	18.87	0.63
18	Staff help me to understand how I am progressing in my school work.	159	92.45	2.52	5.03	0
19	My homework helps me to understand and improve my work in school.	159	72.33	11.32	16.35	0

01 Your experience by percentage chart (sharing)

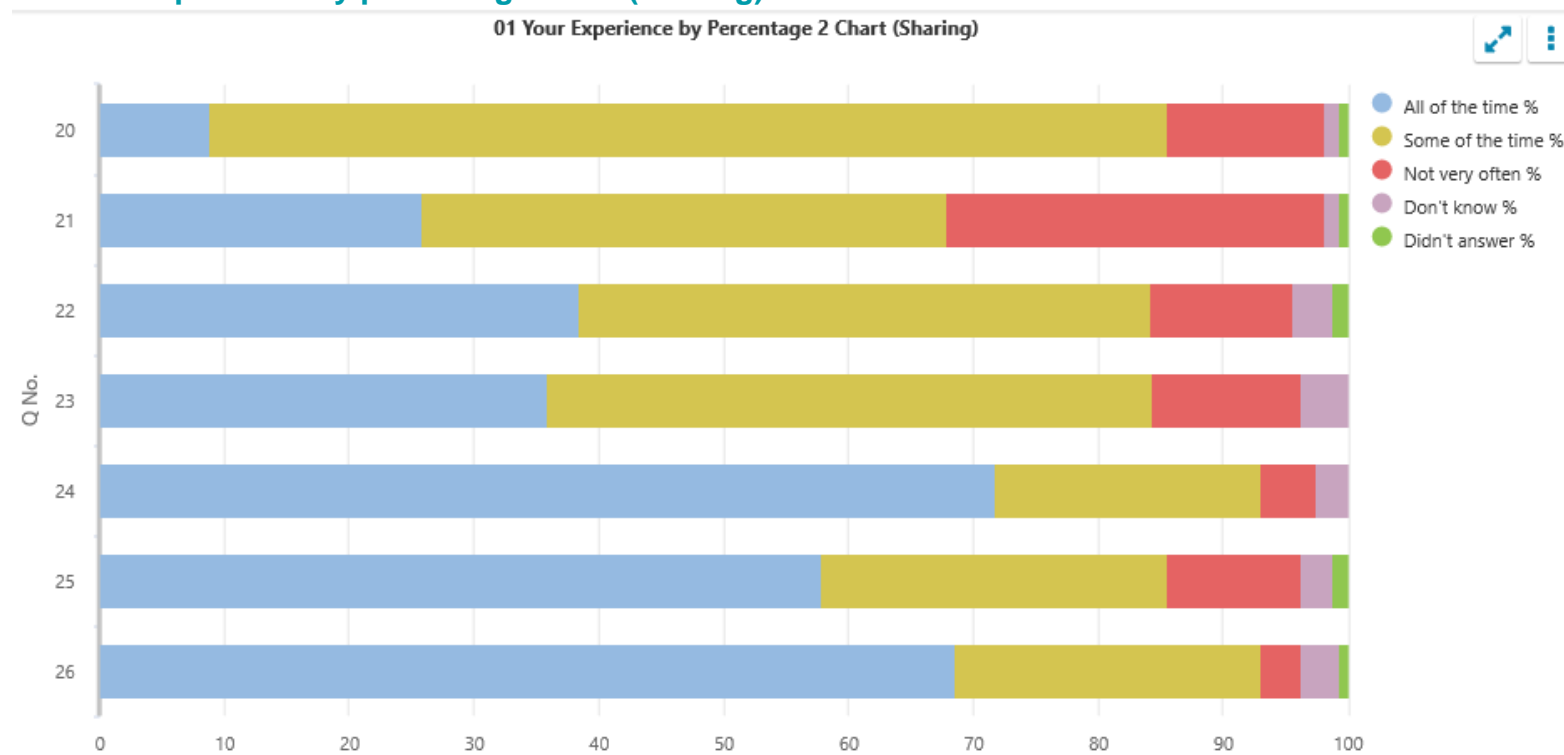
01 Your Experience by Percentage Chart (Sharing)



01 Your experience by percentage 2 (sharing)

Q No.	Question	Response Count	All of the time %	Some of the time %	Not very often %	Don't know %	Didn't answer %
20	Other children behave well.	159	8.81	76.73	12.58	1.26	0.63
21	My teachers ask me about what things I want to learn in school.	159	25.79	42.14	30.19	1.26	0.63
22	I enjoy learning at school.	159	38.36	45.91	11.32	3.14	1.26
23	I feel that my work in school is hard enough.	159	35.85	48.43	11.95	3.77	0
24	I know who to ask to get help if I find my work too hard.	159	71.7	21.38	4.4	2.52	0
25	I am encouraged by staff to do the best I can.	159	57.86	27.67	10.69	2.52	1.26
26	I am happy with the quality of teaching in my school.	159	68.55	24.53	3.14	3.14	0.63

01 Your experience by percentage chart (sharing)

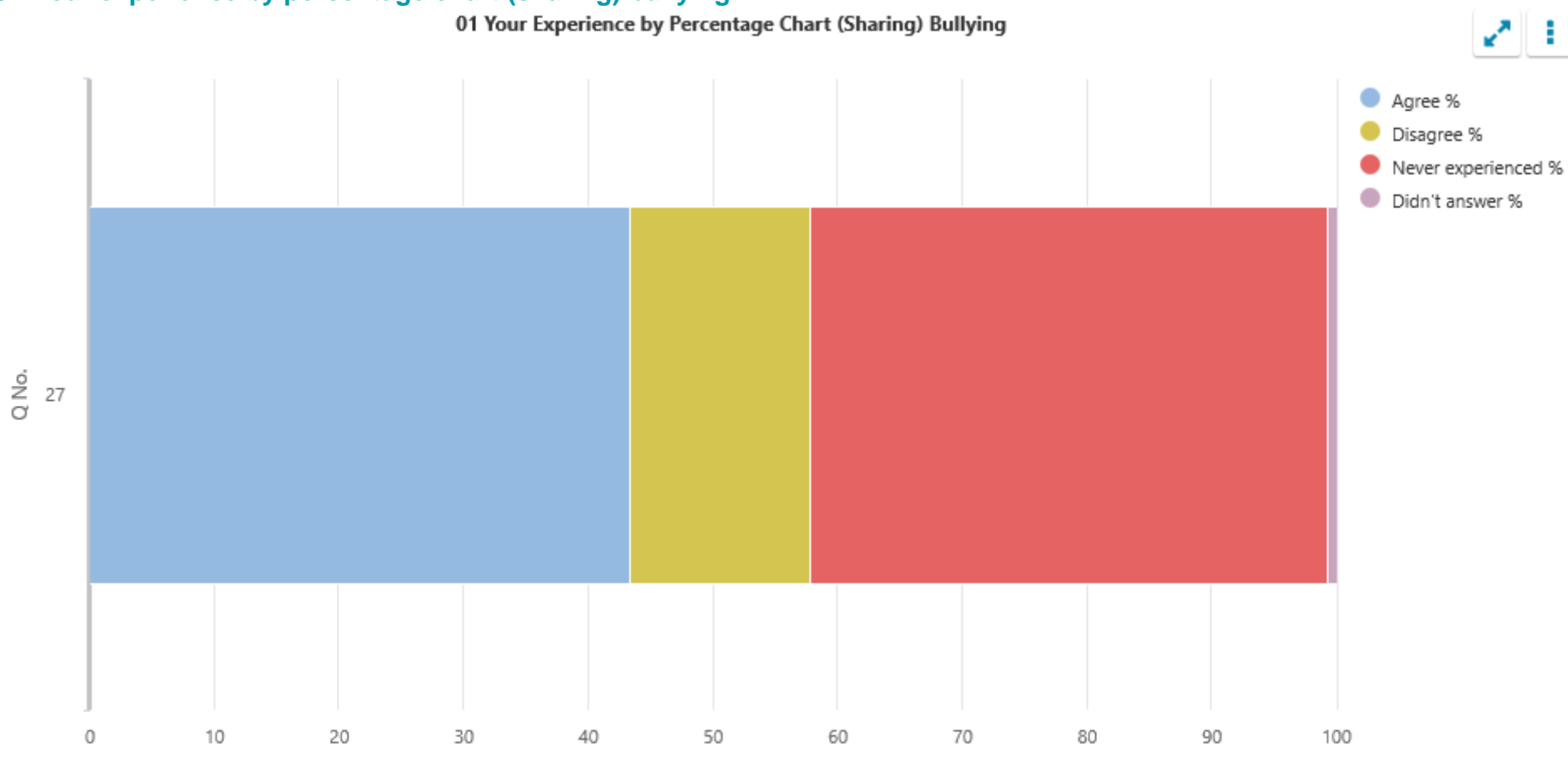


01 Your experience by percentage (sharing) bullying

Q No.	Question	Response Count	Agree %	Disagree %	Never experienced %	Didn't answer %
27	My school deals well with any bullying.	159	43.4	14.47	41.51	0.63

01 Your experience by percentage chart (sharing) bullying

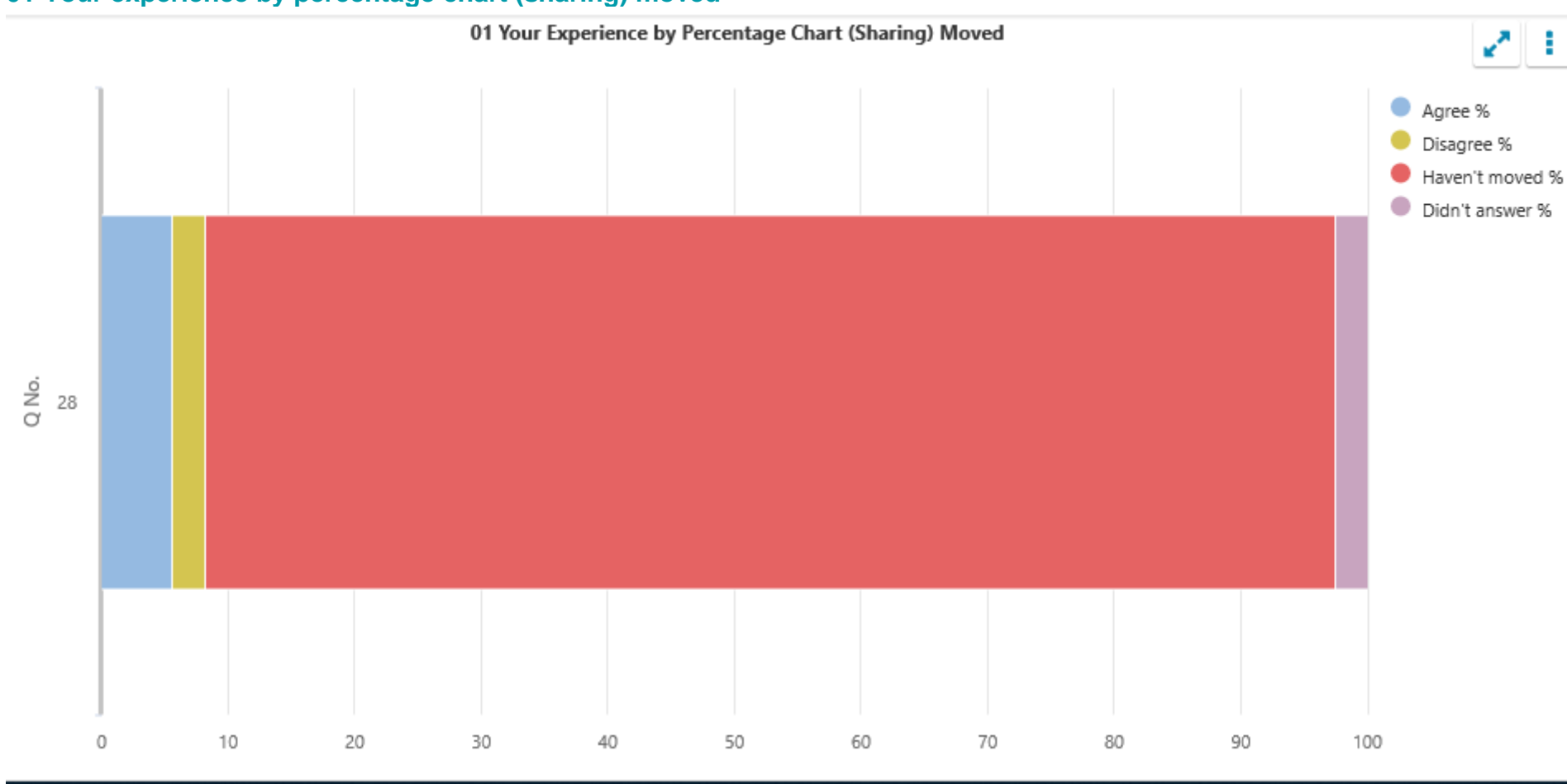
01 Your Experience by Percentage Chart (Sharing) Bullying



01 Your experience by percentage (sharing) moved

Q No.	Question	Response Count	Agree %	Disagree %	Haven't moved %	Didn't answer %
28	I was well supported if I moved to a new school within the last year.	159	5.66	2.52	89.31	2.52

01 Your experience by percentage chart (sharing) moved

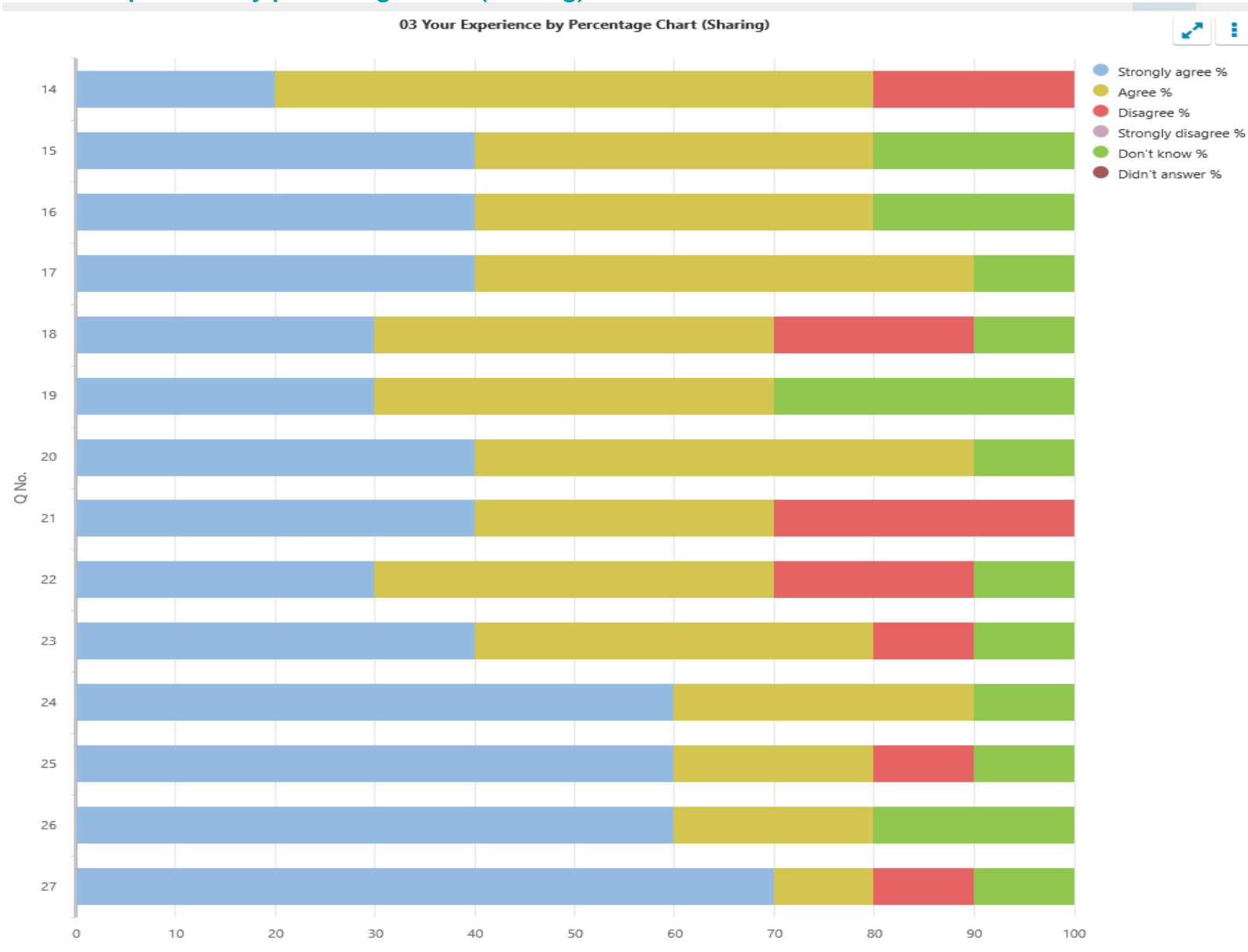


Questionnaire for parents/carers of children in the early learning and childcare setting (03)

03 Your experience by percentage (sharing)

Q No.	Question	Response Count	Strongly agree %	Agree %	Disagree %	Strongly disagree %	Don't know %	Didn't answer %
14	I receive helpful, regular feedback about how my child is learning and developing e.g. informal feedback, reports and learning profiles.	10	20	60	20	0	0	0
15	The information I receive about how my child is learning and developing is shared with me when I request it.	10	40	40	0	0	20	0
16	I understand how the setting monitors my child's progress in learning.	10	40	40	0	0	20	0
17	The setting gives me ideas on how to support my child's learning at home.	10	40	50	0	0	10	0
18	The setting organises activities where my child and I can learn together.	10	30	40	20	0	10	0
19	The setting takes my views into account when making changes.	10	30	40	0	0	30	0
20	I feel comfortable approaching the setting with questions, suggestions and/or a problem.	10	40	50	0	0	10	0
Q No.	Question (cont.)	10	40	30	30	0	0	0
21	I feel encouraged to be involved in the work of parent groups.	10	40	30	30	0	0	0
22	I am kept informed about the work of parent groups.	10	30	40	20	0	10	0
23	The setting is well led and managed.	10	40	40	10	0	10	0
24	The setting encourages children to treat others kindly and with respect.	10	60	30	0	0	10	0
25	I would recommend the setting to other parents.	10	60	20	10	0	10	0
26	My child was well supported as they started at the setting or moved to a new room or group.	10	60	20	0	0	20	0
27	Overall, I am satisfied with the setting.	10	70	10	10	0	10	0

03 Your experience by percentage chart (sharing)



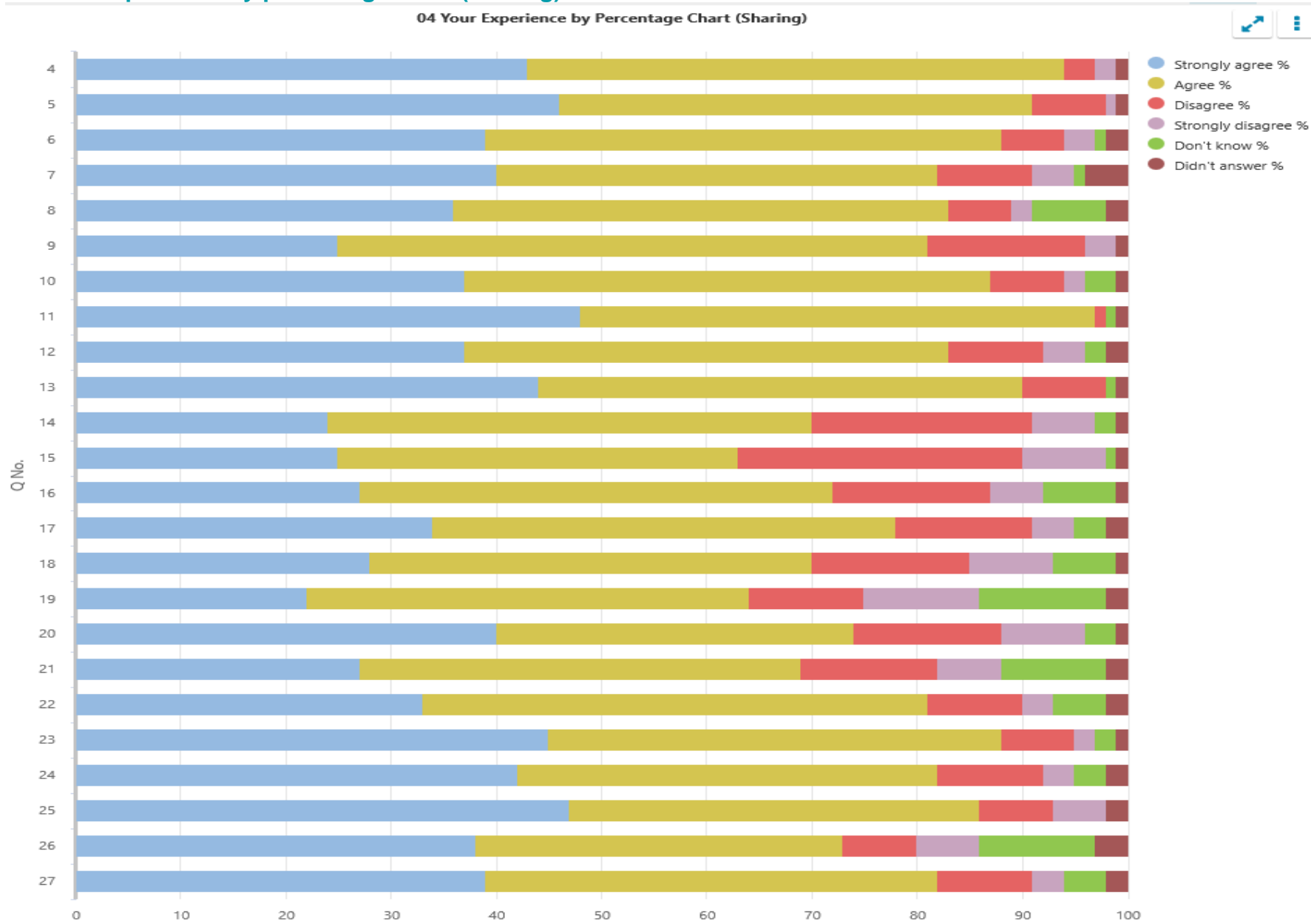
Questionnaire for parents/carers of children in primary stages (04)

04 Your experience by percentage (sharing)

Q No.	Question	Response Count	Strongly agree %	Agree %	Disagree %	Strongly disagree %	Don't know %	Didn't answer %
4	My child likes being at this school.	100	43	51	3	2	0	1
5	Staff treat my child fairly and with respect.	100	46	45	7	1	0	1
6	I feel that my child is safe at the school.	100	39	49	6	3	1	2
7	The school helps my child to feel confident.	100	40	42	9	4	1	4
8	I feel staff really know my child as an individual.	100	36	47	6	2	7	2
9	My child finds their learning activities hard enough.	100	25	56	15	3	0	1
10	My child receives the help he/she needs to do well.	100	37	50	7	2	3	1
11	My child is encouraged by the school to be healthy and take regular exercise.	100	48	49	1	0	1	1
12	The school supports my child's emotional wellbeing.	100	37	46	9	4	2	2
13	My child is making good progress at the school.	100	44	46	8	0	1	1
14	I receive helpful, regular feedback about how my child is learning and developing e.g. informal feedback, reports and learning profiles.	100	24	46	21	6	2	1
15	The information I receive about how my child is doing reaches me at the right time.	100	25	38	27	8	1	1
16	I understand how my child's progress is assessed.	100	27	45	15	5	7	1
17	The school gives me advice on how to support my child's learning at home.	100	34	44	13	4	3	2
18	The school organises activities where my child and I can learn together.	100	28	42	15	8	6	1
19	The school takes my views into account when making changes.	100	22	42	11	11	12	2
20	I feel comfortable approaching the school with questions, suggestions and/or a problem.	100	40	34	14	8	3	1
21	I feel encouraged to be involved in the work of the Parent Council and/or parent association.	100	27	42	13	6	10	2
22	I am kept informed about the work of the Parent Council and/or parent association.	100	33	48	9	3	5	2

Q No.	Question (cont.)	Response Count	Strongly agree %	Agree %	Disagree %	Strongly disagree %	Don't know %	Didn't answer %
23	I am satisfied with the quality of teaching in the school.	100	45	43	7	2	2	1
24	The school is well led and managed.	100	42	40	10	3	3	2
25	The school encourages children to treat others with respect.	100	47	39	7	5	0	2
26	I would recommend the school to other parents.	100	38	35	7	6	11	3
27	Overall, I am satisfied with the school.	100	39	43	9	3	4	2

04 Your experience by percentage chart (sharing)

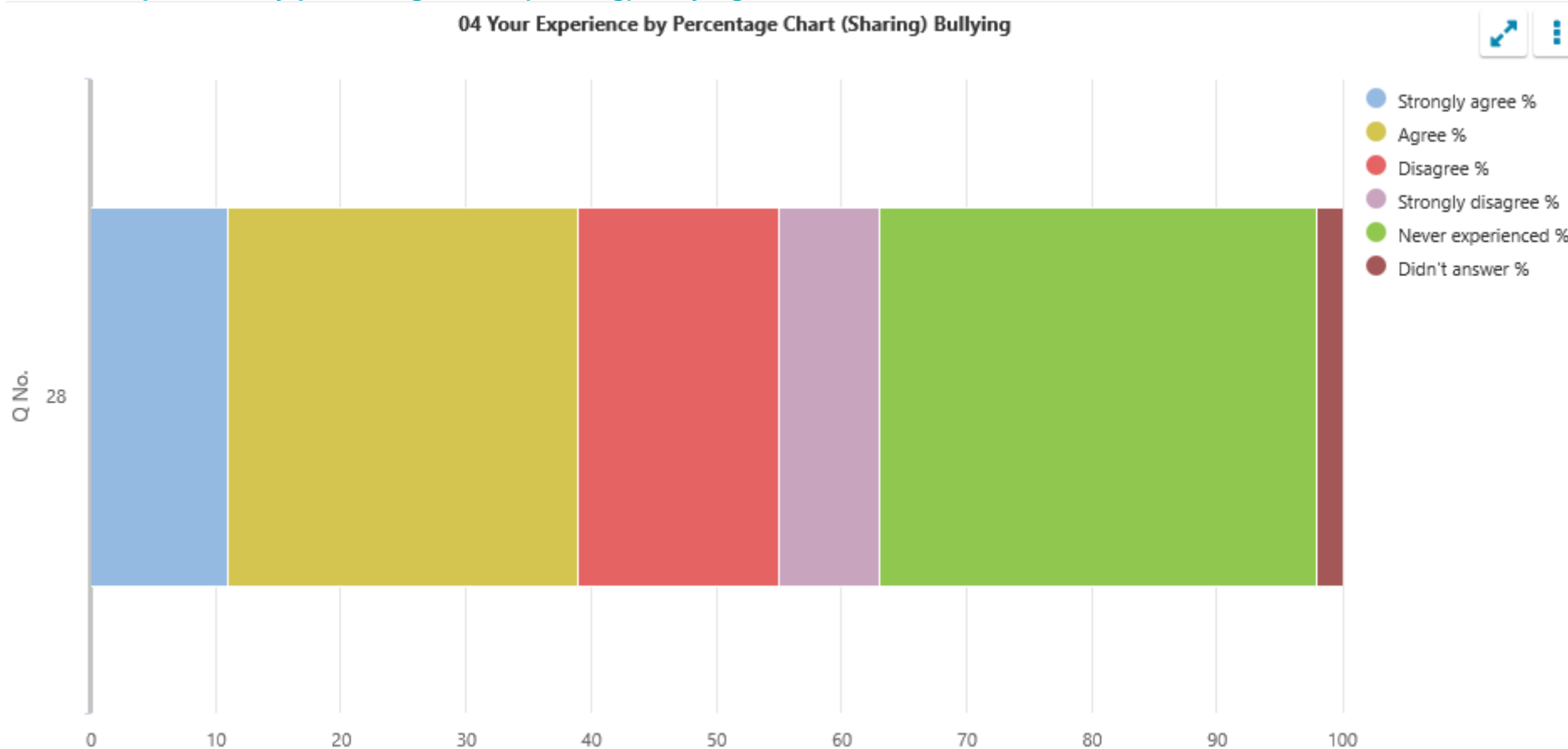


04 Your experience by percentage (sharing) bullying

Q No.	Question	Response Count	Strongly agree %	Agree %	Disagree %	Strongly disagree %	Never experienced %	Didn't answer %
28	The school deals well with any bullying.	100	11	28	16	8	35	2

04 Your experience by percentage chart (sharing) bullying

04 Your Experience by Percentage Chart (Sharing) Bullying



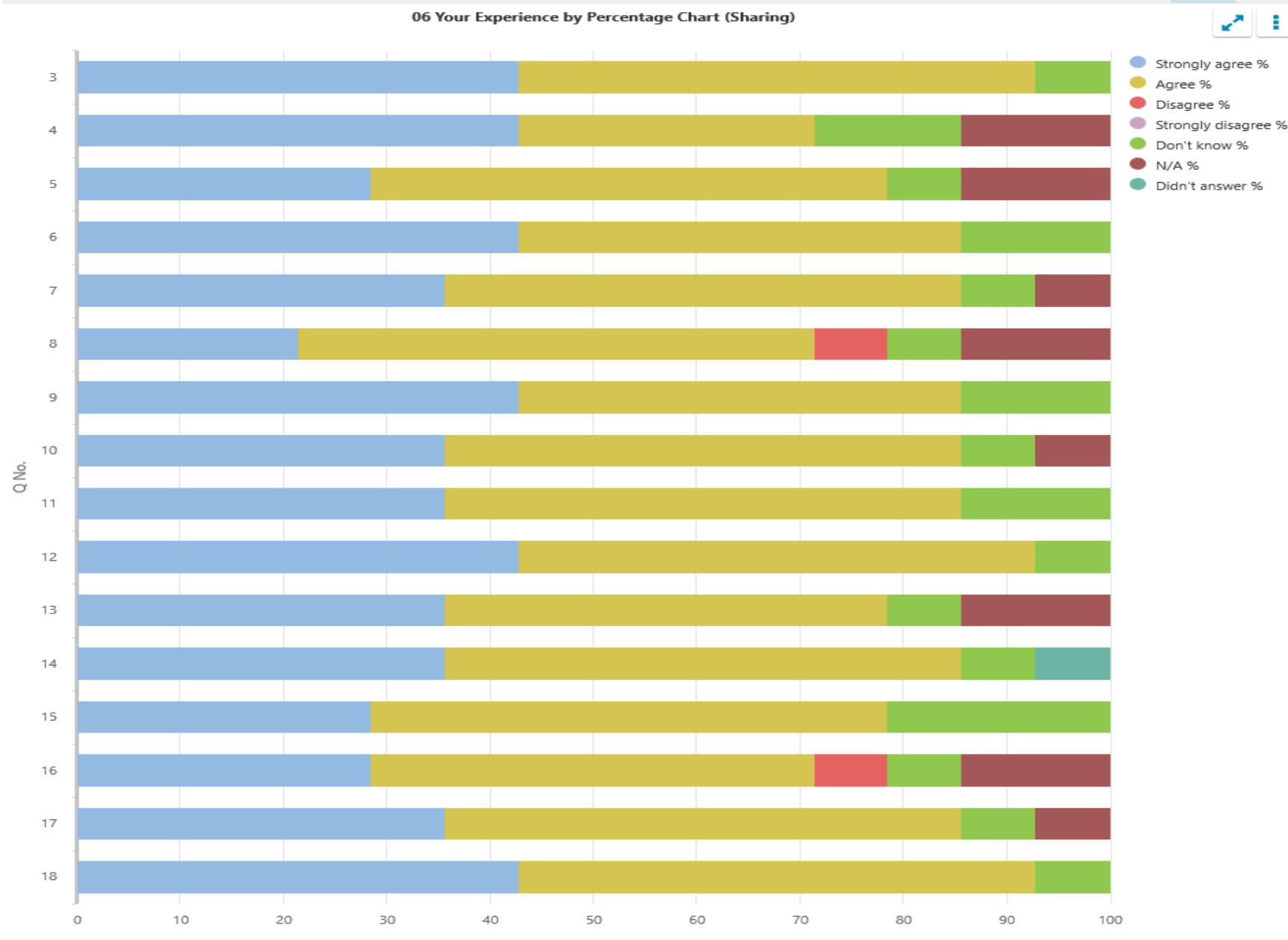
Questionnaire for partners with the school (06)

06 Your experience by percentage (sharing)

Q No.	Question	Response Count	Strongly agree %	Agree %	Disagree %	Strongly disagree %	Don't know %	N/A %	Didn't answer %
3	My service/organisation works in partnership with the school on a regular basis.	14	42.86	50	0	0	7.14	0	0
4	We are aware of the school's procedures for reporting child protection and safeguarding concerns.	14	42.86	28.57	0	0	14.29	14.29	0
5	My service/organisation has a clear understanding of the school's strategies for raising attainment for all.	14	28.57	50	0	0	7.14	14.29	0
6	There are effective arrangements in place for jointly planning provision with the school.	14	42.86	42.86	0	0	14.29	0	0
7	There are effective arrangements for jointly delivering provision with the school.	14	35.71	50	0	0	7.14	7.14	0
8	My service/organisation is involved in the school's self-evaluation of our joint work.	14	21.43	50	7.14	0	7.14	14.29	0
9	Roles and responsibilities are clearly defined within the partnership.	14	42.86	42.86	0	0	14.29	0	0
10	Effective arrangements are in place to evaluate the impact of our partnership working.	14	35.71	50	0	0	7.14	7.14	0
11	My service/organisation is kept up to date with changes in the school which may affect the services we deliver.	14	35.71	50	0	0	14.29	0	0
12	The school provides my service/organisation with relevant information about the needs of children and young people.	14	42.86	50	0	0	7.14	0	0
13	Arrangements are in place to support my service/organisation to share relevant information about the progress of children and young people with the school.	14	35.71	42.86	0	0	7.14	14.29	0
14	The school values the contribution made by my service/organisation.	14	35.71	50	0	0	7.14	0	7.14
15	The school actively promotes my service/organisation to potential users, as appropriate.	14	28.57	50	0	0	21.43	0	0

Q No.	Question (cont.)	Response Count	Strongly agree %	Agree %	Disagree %	Strongly disagree %	Don't know %	N/A %	Didn't answer %
16	There are opportunities to network, share practice and participate in joint training and development with the school.	14	28.57	42.86	7.14	0	7.14	14.29	0
17	My service/organisation has a clear understanding of the social, cultural and economic context of the school.	14	35.71	50	0	0	7.14	7.14	0
18	Overall, partnership working with the school works well.	14	42.86	50	0	0	7.14	0	0

06 Your experience by percentage chart (sharing)



Questionnaire for school teachers (10)

10 Your experience by percentage (sharing)

Q No.	Question	Response Count	Strongly agree %	Agree %	Disagree %	Strongly disagree %	Don't know %	N/A %	Didn't answer %
2	I find it rewarding to be a member of staff at this school.	18	61.11	33.33	0	0	5.56	0	0
3	I feel a valued part of the school's community.	18	72.22	22.22	0	0	5.56	0	0
4	I am encouraged to learn and share practice with colleagues from other schools.	18	50	44.44	0	0	5.56	0	0
5	I am given the opportunity to learn and share practice with colleagues from other schools.	18	16.67	72.22	0	0	5.56	0	5.56
6	I have a clear understanding of the social, cultural and economic context of the school.	18	61.11	33.33	0	0	5.56	0	0
7	I feel appropriately supported by the school to undertake my role.	18	66.67	27.78	0	0	5.56	0	0
8	I am supported to engage in professional learning.	18	61.11	33.33	0	0	5.56	0	0
9	My professional learning enables me to reflect on and improve my practice.	18	72.22	22.22	0	0	5.56	0	0
10	I have regular opportunities to undertake leadership roles.	18	72.22	22.22	0	0	5.56	0	0
11	I have opportunities to be involved in agreeing priorities for the school.	18	61.11	27.78	0	0	5.56	5.56	0
12	I am actively involved in the school's ongoing self-evaluation.	18	77.78	11.11	0	0	5.56	5.56	0
13	GTCS standards are used to support professional dialogue.	18	66.67	27.78	0	0	5.56	0	0
14	I use information, including data, effectively to identify and reduce inequalities in children's and young people's outcomes.	18	77.78	16.67	0	0	5.56	0	0
15	I understand how to apply the school's procedures relating to child protection and safeguarding.	18	88.89	5.56	0	0	5.56	0	0
16	The school's vision and values underpins my work.	18	88.89	5.56	0	0	5.56	0	0
17	Staff treat all children and young people fairly and with respect.	18	83.33	11.11	0	0	5.56	0	0

Q No.	Question (cont.)	Response Count	Strongly agree %	Agree %	Disagree %	Strongly disagree %	Don't know %	N/A %	Didn't answer %
18	Colleagues treat each other with respect.	18	83.33	11.11	0	0	5.56	0	0
19	Children and young people are encouraged and supported to treat others with respect.	18	88.89	5.56	0	0	5.56	0	0
20	Children and young people are well behaved.	18	16.67	72.22	5.56	0	5.56	0	0
21	The school deals effectively with any bullying.	18	72.22	22.22	0	0	5.56	0	0
22	I am provided with feedback when I report an incident.	18	55.56	33.33	0	0	5.56	5.56	0
23	Staff at all levels within the school communicate effectively with each other.	18	44.44	50	0	0	5.56	0	0
24	The school's arrangements for engaging parents in their child's learning are effective.	18	61.11	27.78	5.56	0	5.56	0	0
25	The school is well led and managed.	18	77.78	16.67	0	0	5.56	0	0
26	Collaborative working across the school is effective in taking forward improvement.	18	66.67	27.78	0	0	5.56	0	0
27	Children and young people are engaged in their learning.	18	44.44	50	0	0	5.56	0	0
28	I give children and young people regular feedback which helps them to progress.	18	83.33	11.11	0	0	5.56	0	0
29	Children and young people are provided with experiences which meet their learning needs.	18	61.11	27.78	0	0	5.56	0	5.56
30	Children and young people are involved in talking about and planning their learning.	18	44.44	44.44	0	0	11.11	0	0
31	Children and young people are involved in setting their learning targets.	18	16.67	72.22	0	0	11.11	0	0
32	Children and young people have the opportunity to lead their learning.	18	38.89	55.56	0	0	5.56	0	0
33	I receive appropriate support for planning, preparation and assessment.	18	50	38.89	0	0	5.56	5.56	0
34	The school has effective strategies to support children and young people with their learning, including those requiring additional support.	18	66.67	27.78	0	0	5.56	0	0
35	Staff have a shared understanding of their 'responsibility of all' in literacy and numeracy and health and wellbeing.	18	72.22	22.22	0	0	5.56	0	0

Q No.	Question (cont.)	Response Count	Strongly agree %	Agree %	Disagree %	Strongly disagree %	Don't know %	N/A %	Didn't answer %
36	Moderation activities are helping me to make sound professional judgements.	18	27.78	66.67	0	0	5.56	0	0
37	I have regular opportunities to help shape the curriculum through discussions with colleagues, parents and partners.	18	38.89	50	0	0	11.11	0	0
38	I am aware of and involved in the school's strategies for raising attainment for all.	18	66.67	27.78	0	0	5.56	0	0

10 Your experience by percentage chart (sharing)

10 Your Experience by Percentage Chart (Sharing)

