

# Children (Primary) Questionnaire Summary

Centre Name: Logan Primary School  
SEED Number: 8241023

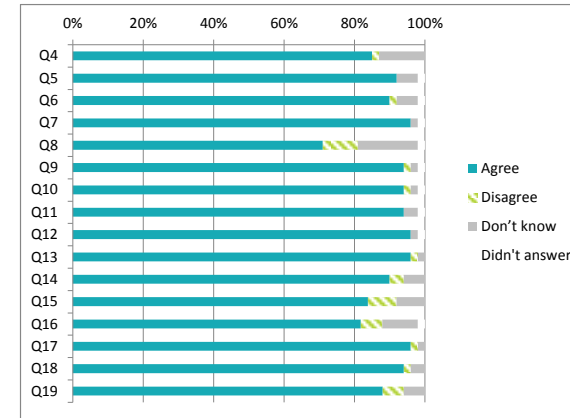
Number of responses : 48

Disclosure control has been applied to the data, this means a small number of responses have been changed to prevent individuals being identified.

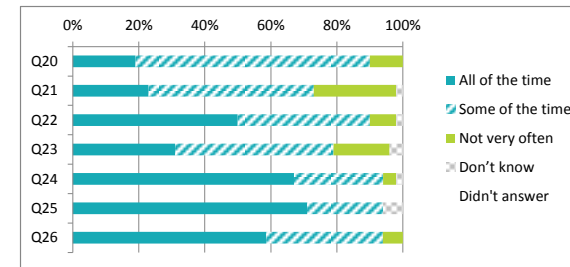
Where there were fewer than ten responses to a question (excluding those who didn't answer), the data has been suppressed ("x")

in order to avoid identification of individuals.

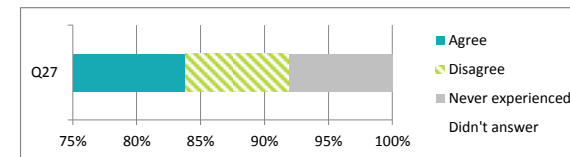
		Percentage %			
		Agree	Disagree	Don't know	Didn't answer
Q4	I feel safe when I am at school	85	2	13	0
Q5	My school helps me to feel safe	92	0	6	2
Q6	I have someone in my school I can speak to if I am upset or worried about something	90	2	6	2
Q7	Staff treat me fairly and with respect	96	0	2	2
Q8	Other children treat me fairly and with respect	71	10	17	2
Q9	My school helps me to understand and respect other people	94	2	2	2
Q10	My school is helping me to become confident	94	2	2	2
Q11	My school teaches me to lead a healthy lifestyle	94	0	4	2
Q12	There are lots of chances at my school for me to get regular exercise	96	0	2	2
Q13	My school offers me the opportunity to take part in activities in school beyond the classroom and timetabled day	96	2	2	0
Q14	I have the opportunity to discuss my achievements out with school with an adult in school who knows me well	90	4	6	0
Q15	My school listens to my views	83	8	8	0
Q16	My school takes my views into account	81	6	10	2
Q17	I feel comfortable approaching staff with questions or suggestions	96	2	2	0
Q18	Staff help me to understand how I am progressing in my school work	94	2	4	0
Q19	My homework helps me to understand and improve my work in school	88	6	6	0



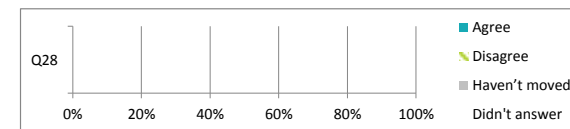
		Percentage %				
		All of the time	Some of the time	Not very often	Don't know	Didn't answer
Q20	Other children behave well	19	71	10	0	0
Q21	My teachers ask me about what things I want to learn in school	23	50	25	2	0
Q22	I enjoy learning at school	50	40	8	2	0
Q23	I feel that my work in school is hard enough	31	48	17	4	0
Q24	I know who to ask to get help if I find my work too hard	67	27	4	2	0
Q25	I am encouraged by staff to do the best I can	71	23	0	6	0
Q26	I am happy with the quality of teaching in my school	58	35	6	0	0



		Percentage %			
		Agree	Disagree	Never experienced	Didn't answer
Q27	My school deals well with any bullying	83	8	8	0



		Percentage %			
		Agree	Disagree	Haven't moved	Didn't answer
Q28	I was well supported if I moved to a new school within the last year	x	x	x	x



# Parents / Carers (ELC) Questionnaire Summary


Centre Name: Logan Primary School  
SEED Number: 8241023

Number of responses : 5

Where there were fewer than ten responses to a question (excluding those who didn't answer), the data has been suppressed ("x") in order to avoid identification of individuals.

Percentages are rounded and may not add up to 100%

	Percentage %					
	Strongly agree	Agree	Disagree	Strongly disagree	Don't know	Didn't answer
Q3	x	x	x	x	x	x
Q4	x	x	x	x	x	x
Q5	x	x	x	x	x	x
Q6	x	x	x	x	x	x
Q7	x	x	x	x	x	x
Q8	x	x	x	x	x	x
Q9	x	x	x	x	x	x
Q10	x	x	x	x	x	x
Q11	x	x	x	x	x	x
Q12	x	x	x	x	x	x
Q13	x	x	x	x	x	x
Q14	x	x	x	x	x	x
Q15	x	x	x	x	x	x
Q16	x	x	x	x	x	x
Q17	x	x	x	x	x	x
Q18	x	x	x	x	x	x
Q19	x	x	x	x	x	x
Q20	x	x	x	x	x	x
Q21	x	x	x	x	x	x
Q22	x	x	x	x	x	x
Q23	x	x	x	x	x	x
Q24	x	x	x	x	x	x
Q25	x	x	x	x	x	x
Q26	x	x	x	x	x	x
Q27	x	x	x	x	x	x



# Parents / Carers (Primary) Questionnaire Summary

Centre Name: Logan Primary School  
SEED Number: 8241023

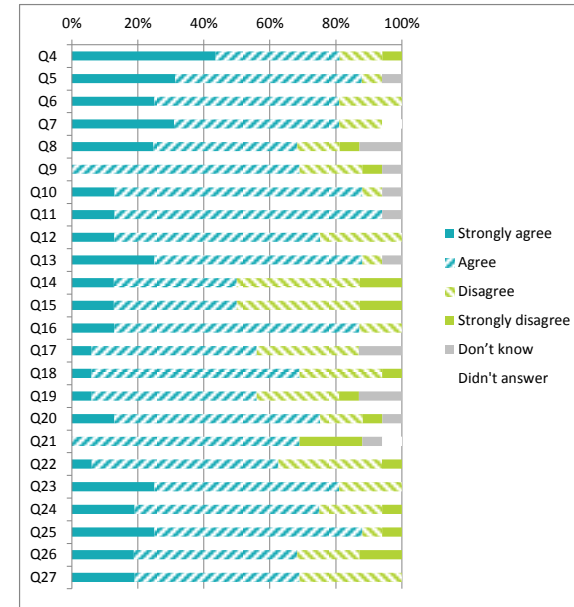
Number of responses : 16

Disclosure control has been applied to the data, this means a small number of responses have been changed to prevent individuals being identified.

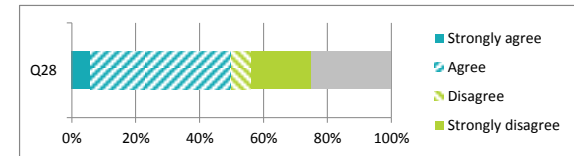
Where there were fewer than ten responses to a question (excluding those who didn't answer), the data has been suppressed ("x") in order to avoid identification of individuals.

Percentages are rounded and may not add up to 100%

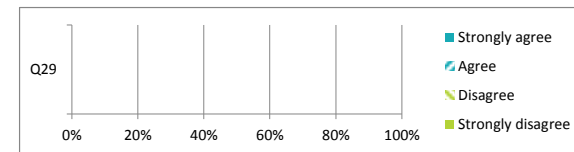
		Percentage %					
		Strongly agree	Agree	Disagree	Strongly disagree	Don't know	Didn't answer
Q4	My child likes being at this school	44	38	13	6	0	0
Q5	Staff treat my child fairly and with respect	31	56	6	0	6	0
Q6	I feel that my child is safe at the school	25	56	19	0	0	0
Q7	The school helps my child to feel confident	31	50	13	0	0	6
Q8	I feel staff really know my child as an individual	25	44	13	6	13	0
Q9	My child finds their learning activities hard enough	0	69	19	6	6	0
Q10	My child receives the help he/she needs to do well	13	75	6	0	6	0
Q11	My child is encouraged by the school to be healthy and take regular exercise	13	81	0	0	6	0
Q12	The school supports my child's emotional wellbeing	13	63	25	0	0	0
Q13	My child is making good progress at the school	25	63	6	0	6	0
Q14	I receive helpful, regular feedback about how my child is learning and developing e.g. informal feedback, reports and learning profiles	13	38	38	13	0	0
Q15	The information I receive about how my child is doing reaches me at the right time	13	38	38	13	0	0
Q16	I understand how my child's progress is assessed	13	75	13	0	0	0
Q17	The school gives me advice on how to support my child's learning at home	6	50	31	0	13	0
Q18	The school organises activities where my child and I can learn together	6	63	25	6	0	0
Q19	The school takes my views into account when making changes	6	50	25	6	13	0
Q20	I feel comfortable approaching the school with questions, suggestions and/or a problem	13	63	13	6	6	0
Q21	I feel encouraged to be involved in the work of the Parent Council and/or parent association	0	69	0	19	6	6
Q22	I am kept informed about the work of the Parent Council and/or parent association	6	56	31	6	0	0
Q23	I am satisfied with the quality of teaching in the school	25	56	19	0	0	0
Q24	The school is well led and managed	19	56	19	6	0	0
Q25	The school encourages children to treat others with respect	25	63	6	6	0	0
Q26	I would recommend the school to other parents	19	50	19	13	0	0
Q27	Overall, I am satisfied with the school	19	50	31	0	0	0



		Percentage %					
		Strongly agree	Agree	Disagree	Strongly disagree	Never experienced	Didn't answer
Q28	The school deals well with any bullying	6	44	6	19	25	0



		Percentage %					
		Strongly agree	Agree	Disagree	Strongly disagree	Hasn't moved	Didn't answer
Q29	My child was well supported if they moved to a new school within the last year	x	x	x	x	x	x



# Partners (ELC) Questionnaire Summary

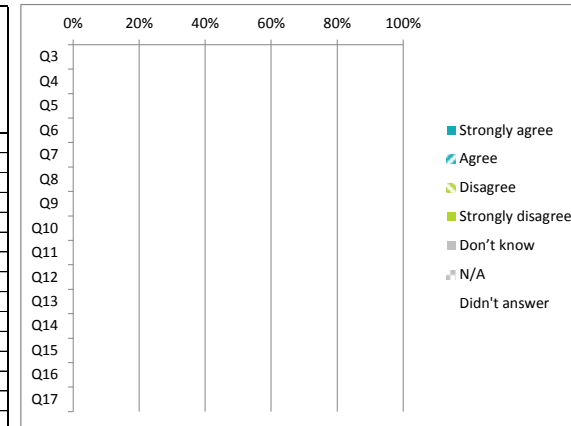
Centre Name: Logan Primary School  
SEED Number: 8241023

Number of responses : 1

Where there were fewer than ten responses to a question (excluding those who didn't answer), the data has been suppressed ("x") in order to avoid identification of individuals.

Percentages are rounded and may not add up to 100%

		Percentage %					
		Strongly agree	Agree	Disagree	Strongly disagree	Don't know	N/A
Q3	My service/organisation works in partnership with the setting on a regular basis	x	x	x	x	x	x
Q4	We are aware of the setting's procedures for reporting child protection and safeguarding concerns	x	x	x	x	x	x
Q5	There are effective arrangements in place for jointly planning provision with the setting	x	x	x	x	x	x
Q6	There are effective arrangements for jointly delivering provision with the setting	x	x	x	x	x	x
Q7	My service/organisation is involved in the setting's self-evaluation of our joint work	x	x	x	x	x	x
Q8	Roles and responsibilities are clearly defined within the partnership	x	x	x	x	x	x
Q9	Effective arrangements are in place to evaluate the impact of our partnership working	x	x	x	x	x	x
Q10	My service/organisation is kept up to date with changes in the setting which may affect the services we deliver	x	x	x	x	x	x
Q11	The setting provides my service/organisation with relevant information about the needs of children	x	x	x	x	x	x
Q12	Arrangements are in place to support my service/organisation to share relevant information about the progress of children with the setting	x	x	x	x	x	x
Q13	The setting values the contribution made by my service/organisation	x	x	x	x	x	x
Q14	The setting actively promotes my service/organisation to potential users, as appropriate	x	x	x	x	x	x
Q15	There are opportunities to network, share practice and participate in joint training and development with the setting	x	x	x	x	x	x
Q16	My service/organisation has a clear understanding of the social, cultural and economic context of the setting	x	x	x	x	x	x
Q17	Overall, partnership working with the setting works well	x	x	x	x	x	x



# Partners (Primary / Secondary) Questionnaire Summary

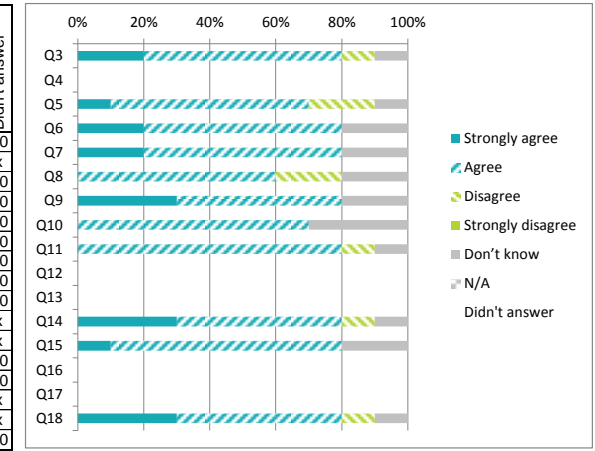
Centre Name: Logan Primary School  
SEED Number: 8241023

Number of responses : 10

Disclosure control has been applied to the data, this means a small number of responses have been changed to prevent individuals being identified. Where there were fewer than ten responses to a question (excluding those who didn't answer), the data has been suppressed ("x") in order to avoid identification of individuals.

Percentages are rounded and may not add up to 100%

	Percentage %						
	Strongly agree	Agree	Disagree	Strongly disagree	Don't know	N/A	Didn't answer
Q3	20	60	10	0	10	0	0
Q4	x	x	x	x	x	x	x
Q5	10	60	20	0	10	0	0
Q6	20	60	0	0	20	0	0
Q7	20	60	0	0	20	0	0
Q8	0	60	20	0	20	0	0
Q9	30	50	0	0	20	0	0
Q10	0	70	0	0	30	0	0
Q11	0	80	10	0	10	0	0
Q12	x	x	x	x	x	x	x
Q13	x	x	x	x	x	x	x
Q14	30	50	10	0	10	0	0
Q15	10	70	0	0	20	0	0
Q16	x	x	x	x	x	x	x
Q17	x	x	x	x	x	x	x
Q18	30	50	10	0	10	0	0





# Staff (ELC) Questionnaire Summary

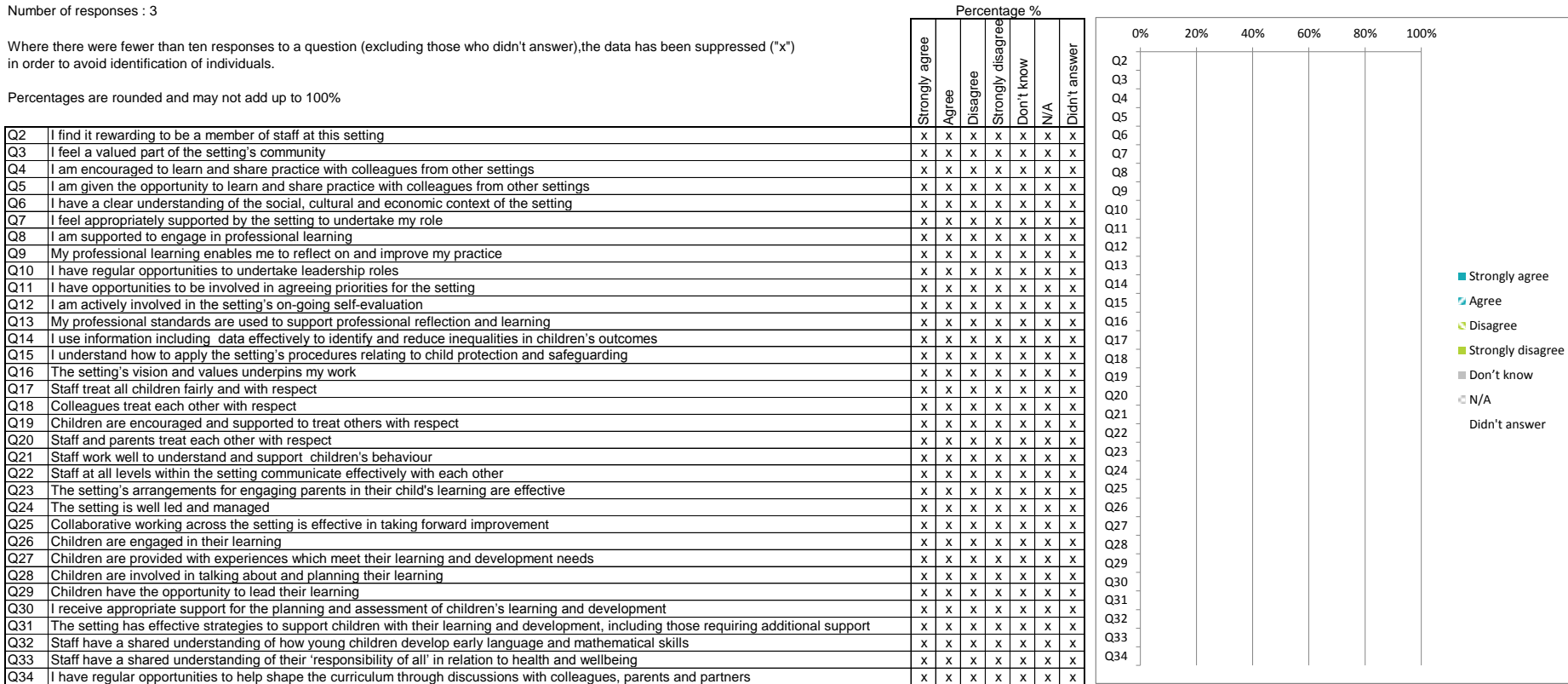
Centre Name: Logan Primary School

SEED Number: 8241023

Number of responses : 3

Where there were fewer than ten responses to a question (excluding those who didn't answer), the data has been suppressed ("x") in order to avoid identification of individuals.

Percentages are rounded and may not add up to 100%



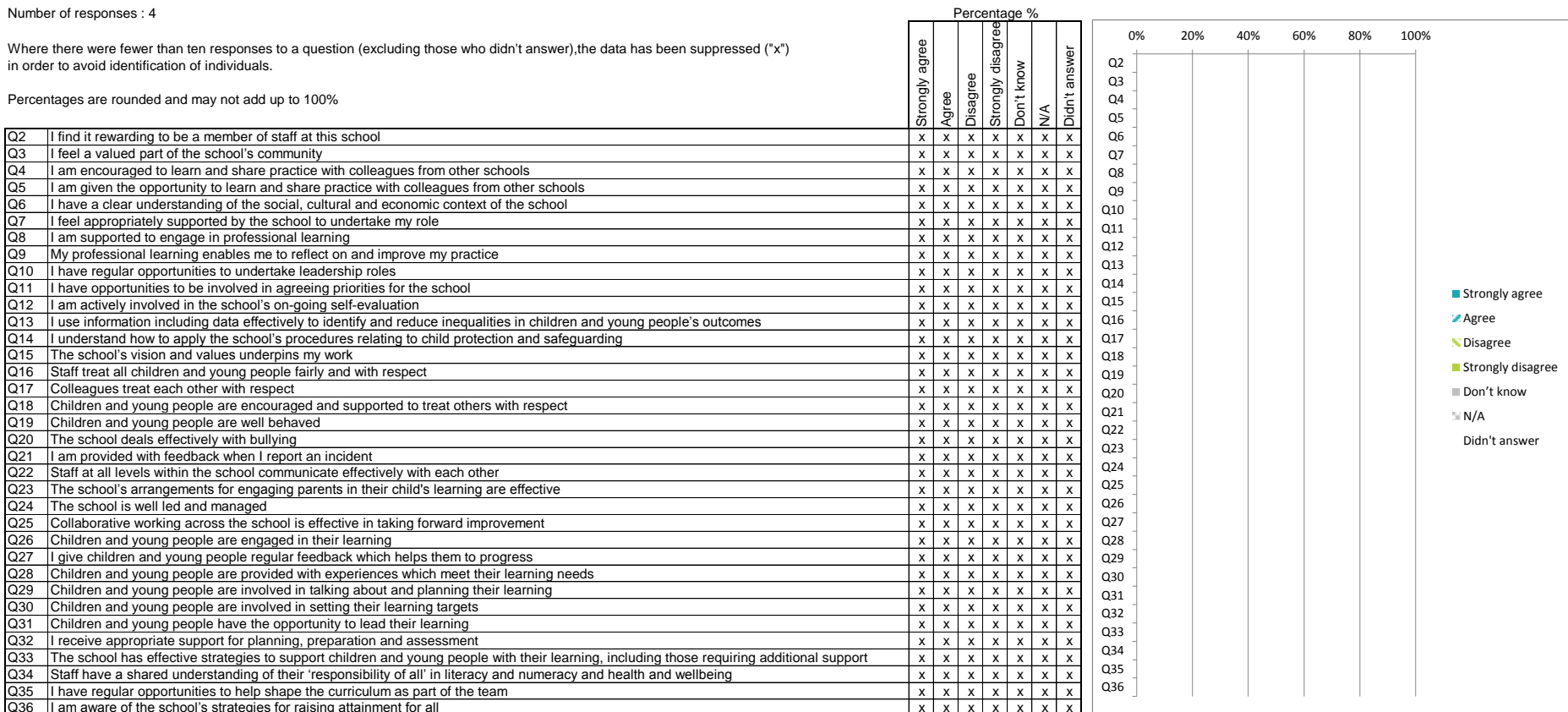
# Staff Pupil Support (Primary / Secondary) Questionnaire Summary

Centre Name: Logan Primary School  
SEED Number: 8241023

Number of responses : 4

Where there were fewer than ten responses to a question (excluding those who didn't answer), the data has been suppressed ("x") in order to avoid identification of individuals.

Percentages are rounded and may not add up to 100%





# Staff School Support (Primary / Secondary) Questionnaire Summary

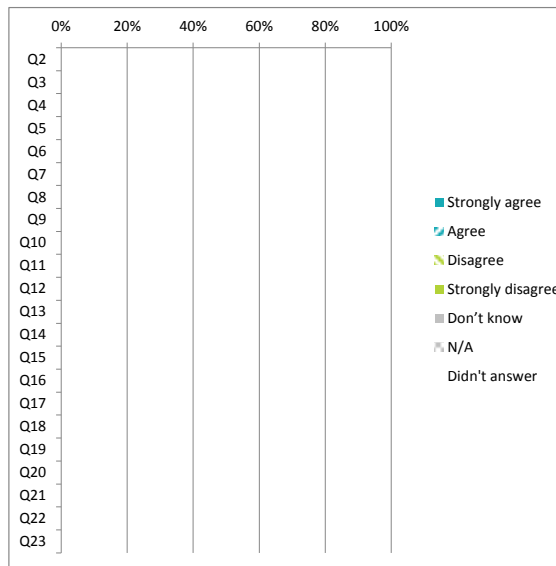
Centre Name: Logan Primary School  
SEED Number: 8241023

Number of responses : 2

Where there were fewer than ten responses to a question (excluding those who didn't answer), the data has been suppressed ("x") in order to avoid identification of individuals.

Percentages are rounded and may not add up to 100%

	Percentage %						
	Strongly agree	Agree	Disagree	Strongly disagree	Don't know	N/A	Didn't answer
Q2	x	x	x	x	x	x	x
Q3	x	x	x	x	x	x	x
Q4	x	x	x	x	x	x	x
Q5	x	x	x	x	x	x	x
Q6	x	x	x	x	x	x	x
Q7	x	x	x	x	x	x	x
Q8	x	x	x	x	x	x	x
Q9	x	x	x	x	x	x	x
Q10	x	x	x	x	x	x	x
Q11	x	x	x	x	x	x	x
Q12	x	x	x	x	x	x	x
Q13	x	x	x	x	x	x	x
Q14	x	x	x	x	x	x	x
Q15	x	x	x	x	x	x	x
Q16	x	x	x	x	x	x	x
Q17	x	x	x	x	x	x	x
Q18	x	x	x	x	x	x	x
Q19	x	x	x	x	x	x	x
Q20	x	x	x	x	x	x	x
Q21	x	x	x	x	x	x	x
Q22	x	x	x	x	x	x	x
Q23	x	x	x	x	x	x	x



# Staff Teachers (Primary / Secondary) Questionnaire Summary

Centre Name: Logan Primary School  
SEED Number: 8241023

Number of responses : 5

Where there were fewer than ten responses to a question (excluding those who didn't answer), the data has been suppressed ("x") in order to avoid identification of individuals.

Percentages are rounded and may not add up to 100%

