

# Milltimber School and Nursery Class

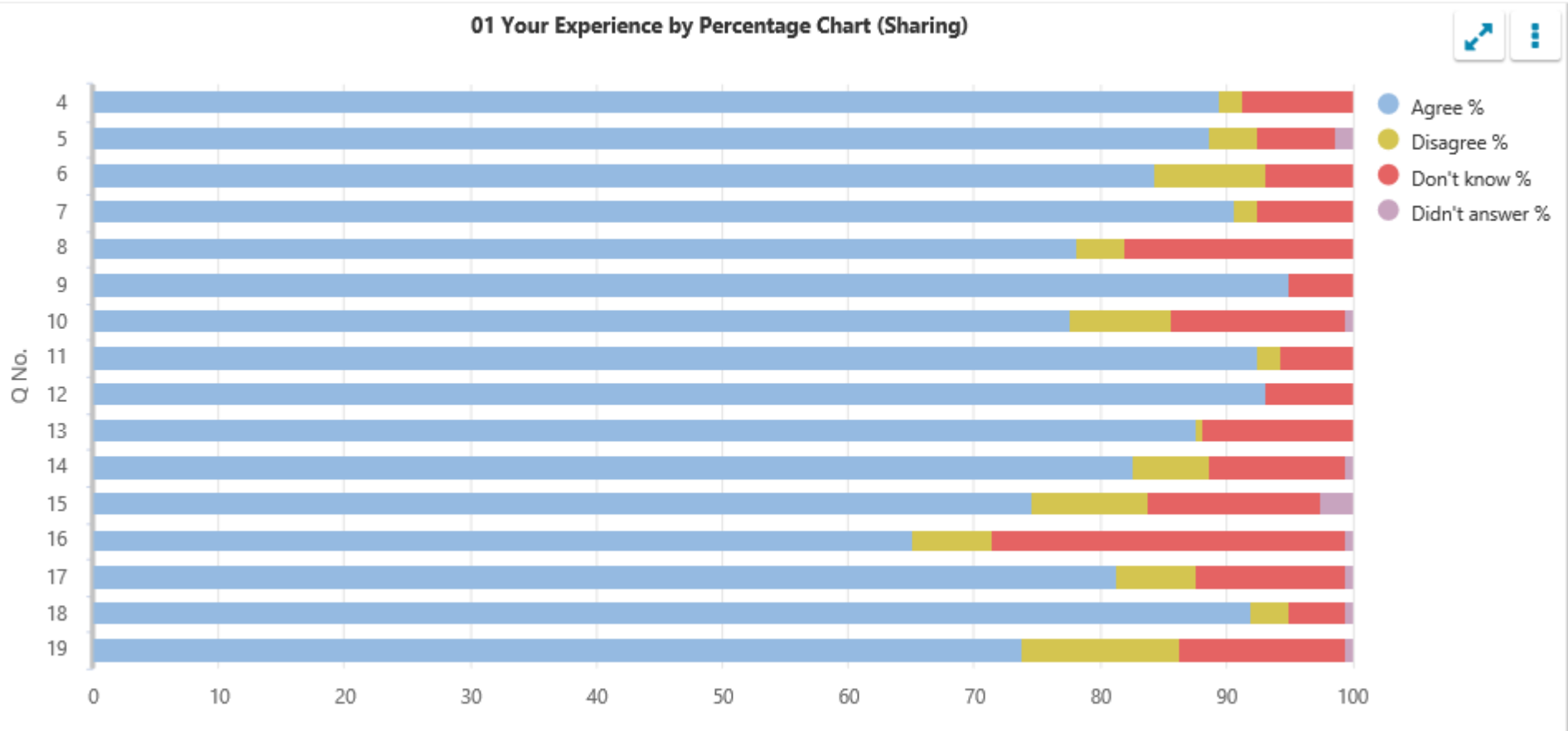
**Pre-inspection questionnaire summary report**

**Inspection week: 9 September 2019**

## Children in primary stages (01)

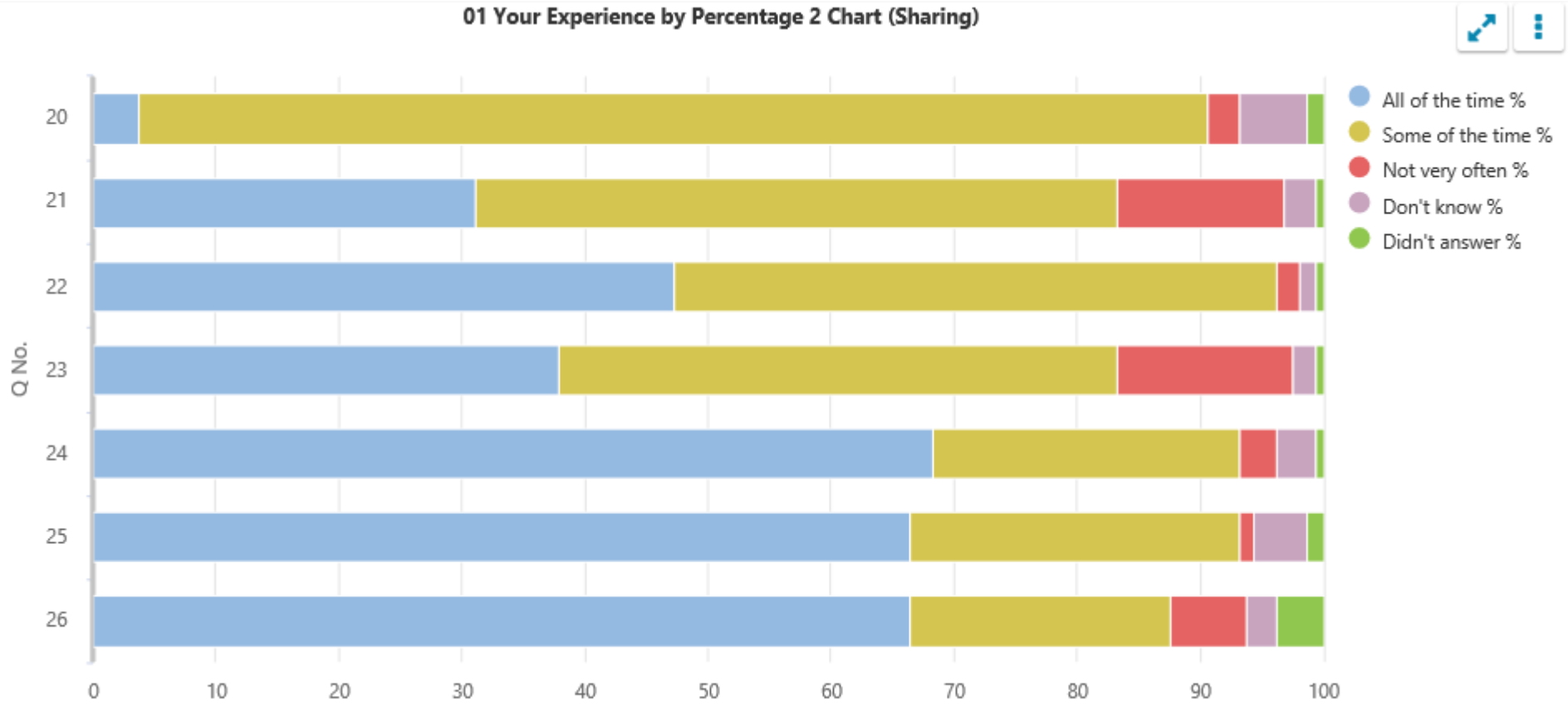
01 Your Experience by Percentage (Sharing)						
Q No.	Question	Response Count	Agree %	Disagree %	Don't know %	Didn't answer %
4	I feel safe when I am at school.	161	89.44	1.86	8.7	0
5	My school helps me to feel safe.	161	88.82	3.73	6.21	1.24
6	I have someone in my school I can speak to if I am upset or worried about something.	161	84.47	8.7	6.83	0
7	Staff treat me fairly and with respect.	161	90.68	1.86	7.45	0
8	Other children treat me fairly and with respect.	161	78.26	3.73	18.01	0
9	My school helps me to understand and respect other people.	161	95.03	0	4.97	0
10	My school is helping me to become confident.	161	77.64	8.07	13.66	0.62
11	My school teaches me how to lead a healthy lifestyle.	161	92.55	1.86	5.59	0
12	There are lots of chances at my school for me to get regular exercise.	161	93.17	0	6.83	0
13	My school offers me the opportunity to take part in activities in school beyond the classroom and timetabled day.	161	87.58	0.62	11.8	0
14	I have the opportunity to discuss my achievements outwith school with an adult in school who knows me well.	161	82.61	6.21	10.56	0.62
15	My school listens to my views.	161	74.53	9.32	13.66	2.48
16	My school takes my views into account.	161	65.22	6.21	27.95	0.62
17	I feel comfortable approaching staff with questions or suggestions.	161	81.37	6.21	11.8	0.62
18	Staff help me to understand how I am progressing in my school work.	161	91.93	3.11	4.35	0.62
19	My homework helps me to understand and improve my work in school.	161	73.91	12.42	13.04	0.62

01 Your Experience by Percentage Chart (Sharing)



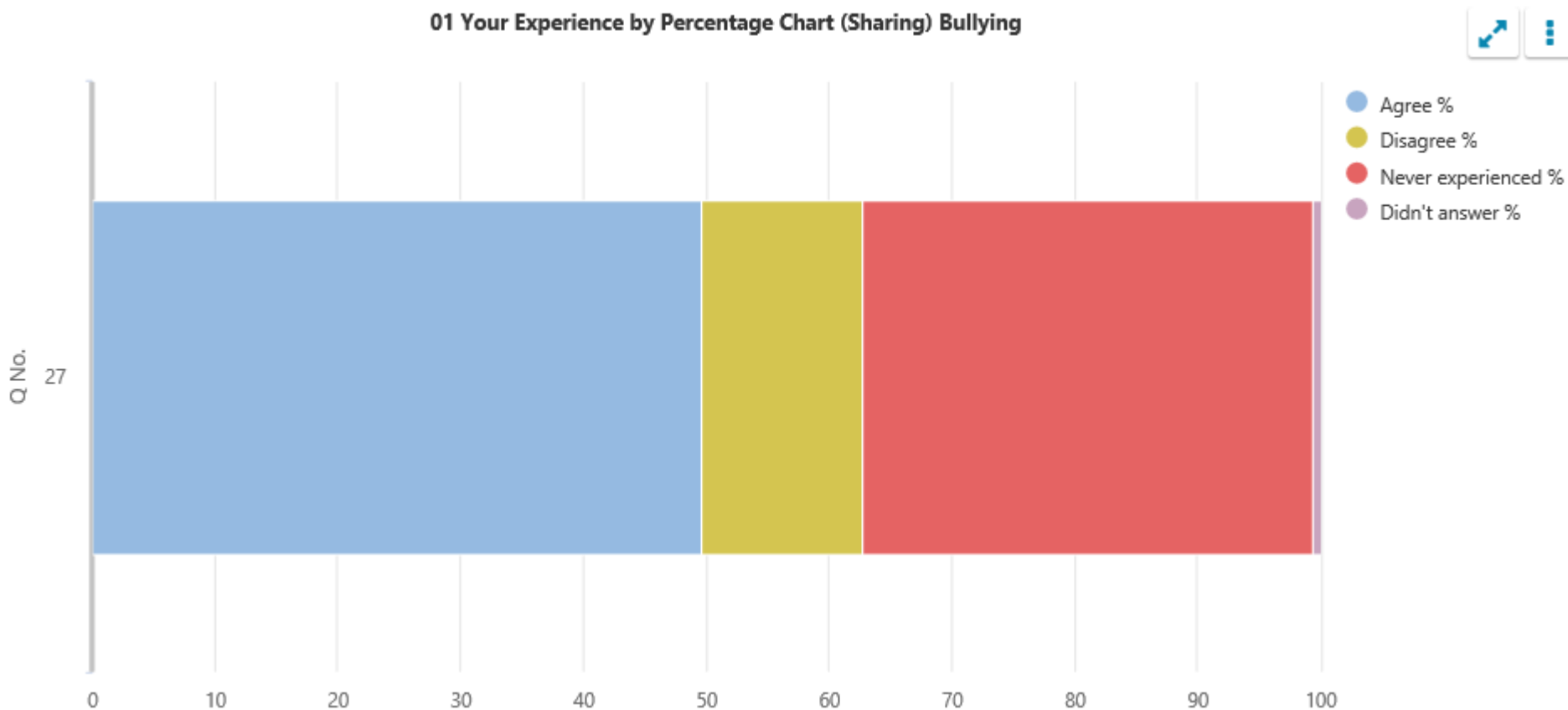
01 Your Experience by Percentage 2 (Sharing)								
Q No.	Question	Response Count	All of the time %	Some of the time %	Not very often %	Don't know %	Didn't answer %	
20	Other children behave well.	161	3.73	86.96	2.48	5.59	1.24	
21	My teachers ask me about what things I want to learn in school.	161	31.06	52.17	13.66	2.48	0.62	
22	I enjoy learning at school.	161	47.2	49.07	1.86	1.24	0.62	
23	I feel that my work in school is hard enough.	161	37.89	45.34	14.29	1.86	0.62	
24	I know who to ask to get help if I find my work too hard.	161	68.32	24.84	3.11	3.11	0.62	
25	I am encouraged by staff to do the best I can.	161	66.46	26.71	1.24	4.35	1.24	
26	I am happy with the quality of teaching in my school.	161	66.46	21.12	6.21	2.48	3.73	

01 Your Experience by Percentage 2 Chart (Sharing)

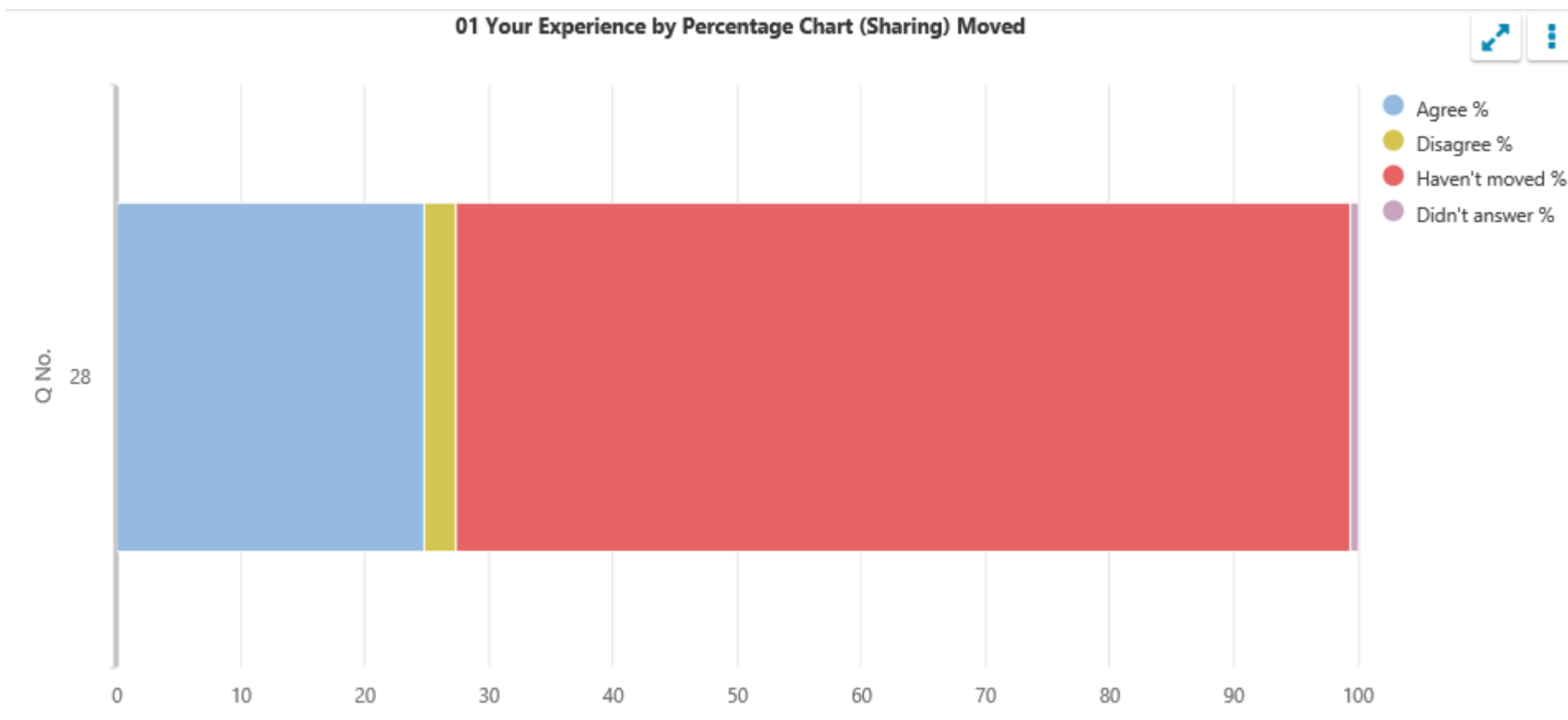


01 Your Experience by Percentage (Sharing) Bullying						
Q No.	Question	Response Count	Agree %	Disagree %	Never experienced %	Didn't answer %
27	My school deals well with any bullying.	161	49.69	13.04	36.65	0.62

01 Your Experience by Percentage Chart (Sharing) Bullying



01 Your Experience by Percentage (Sharing) Moved							
Q No.	Question	Response Count	Agree %	Disagree %	Haven't moved %	Didn't answer %	
28	I was well supported if I moved to a new school within the last year.	161	24.84	2.48	72.05	0.62	



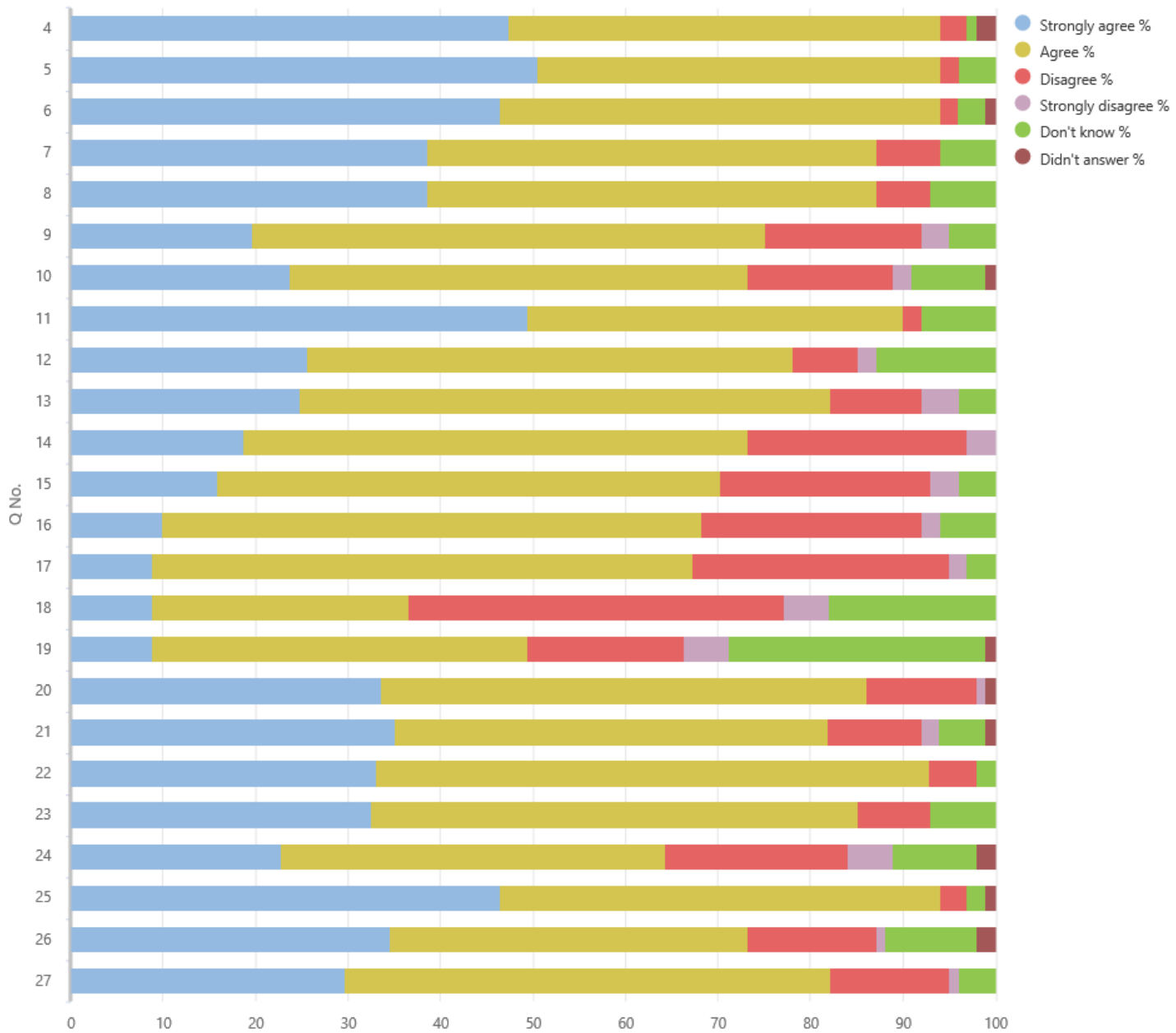
# Parents/carers of children in primary stages (04)

04 Your Experience by Percentage (Sharing)									
Q No.	Question	Response Count	Strongly agree %	Agree %	Disagree %	Strongly disagree %	Don't know %	Didn't answer %	
4	My child likes being at this school.	101	47.52	46.53	2.97	0	0.99	1.98	
5	Staff treat my child fairly and with respect.	101	50.5	43.56	1.98	0	3.96	0	
6	I feel that my child is safe at the school.	101	46.53	47.52	1.98	0	2.97	0.99	
7	The school helps my child to feel confident.	101	38.61	48.51	6.93	0	5.94	0	
8	I feel staff really know my child as an individual.	101	38.61	48.51	5.94	0	6.93	0	
9	My child finds their learning activities hard enough.	101	19.8	55.45	16.83	2.97	4.95	0	
10	My child receives the help he/she needs to do well.	101	23.76	49.5	15.84	1.98	7.92	0.99	
11	My child is encouraged by the school to be healthy and take regular exercise.	101	49.5	40.59	1.98	0	7.92	0	
12	The school supports my child's emotional wellbeing.	101	25.74	52.48	6.93	1.98	12.87	0	
13	My child is making good progress at the school.	101	24.75	57.43	9.9	3.96	3.96	0	
14	I receive helpful, regular feedback about how my child is learning and developing e.g. informal feedback, reports and learning profiles.	101	18.81	54.46	23.76	2.97	0	0	
15	The information I receive about how my child is doing reaches me at the right time.	101	15.84	54.46	22.77	2.97	3.96	0	



16	I understand how my child's progress is assessed.	101	9.9	58.4 2	23.76	1.98	5.94	0
17	The school gives me advice on how to support my child's learning at home.	101	8.91	58.4 2	27.72	1.98	2.97	0
18	The school organises activities where my child and I can learn together.	101	8.91	27.7 2	40.59	4.95	17.82	0
19	The school takes my views into account when making changes.	101	8.91	40.5 9	16.83	4.95	27.72	0.99
20	I feel comfortable approaching the school with questions, suggestions and/or a problem.	101	33.66	52.4 8	11.88	0.99	0	0.99
21	I feel encouraged to be involved in the work of the Parent Council and/or parent association.	100	35	47	10	2	5	1
22	I am kept informed about the work of the Parent Council and/or parent association.	100	33	60	5	0	2	0
23	I am satisfied with the quality of teaching in the school.	101	32.67	52.4 8	7.92	0	6.93	0
24	The school is well led and managed.	101	22.77	41.5 8	19.8	4.95	8.91	1.98
25	The school encourages children to treat others with respect.	101	46.53	47.5 2	2.97	0	1.98	0.99
26	I would recommend the school to other parents.	101	34.65	38.6 1	13.86	0.99	9.9	1.98
27	Overall, I am satisfied with the school.	101	29.7	52.4 8	12.87	0.99	3.96	0

04 Your Experience by Percentage Chart (Sharing)



04 Your Experience by Percentage (Sharing) Bullying									
Q No.	Question	Response Count	Strongly agree %	Agree %	Disagree %	Strongly disagree %	Never experienced %	Didn't answer %	
28	The school deals well with any bullying.	101	4.95	27.72	8.91	0.99	56.44	0.99	



# School teachers (10)

10 Your Experience by Percentage (Sharing)										
Q No.	Question	Response Count	Strongly agree %	Agree %	Disagree %	Strongly disagree %	Don't know %	N/A %	Didn't answer %	
2	I find it rewarding to be a member of staff at this school.	11	36.36	45.45	0	0	18.18	0	0	
3	I feel a valued part of the school's community.	11	54.55	36.36	0	0	9.09	0	0	
4	I am encouraged to learn and share practice with colleagues from other schools.	11	27.27	54.55	0	0	18.18	0	0	
5	I am given the opportunity to learn and share practice with colleagues from other schools.	11	9.09	63.64	9.09	0	18.18	0	0	
6	I have a clear understanding of the social, cultural and economic context of the school.	11	81.82	9.09	0	0	9.09	0	0	
7	I feel appropriately supported by the school to undertake my role.	11	36.36	45.45	0	0	18.18	0	0	
8	I am supported to engage in professional learning.	11	45.45	36.36	0	0	18.18	0	0	
9	My professional learning enables me to reflect on and improve my practice.	11	54.55	27.27	0	0	18.18	0	0	
10	I have regular opportunities to undertake leadership roles.	11	36.36	45.45	0	0	18.18	0	0	
11	I have opportunities to be involved in agreeing priorities for the school.	11	54.55	36.36	0	0	9.09	0	0	
12	I am actively involved in the school's ongoing self-evaluation.	11	54.55	27.27	0	0	18.18	0	0	
13	GTCS standards are used to support professional dialogue.	11	27.27	63.64	0	0	9.09	0	0	

14	I use information, including data, effectively to identify and reduce inequalities in children's and young people's outcomes.	11	45.45	27.27	9.09	0	18.18	0	0
15	I understand how to apply the school's procedures relating to child protection and safeguarding.	11	54.55	27.27	0	0	18.18	0	0
16	The school's vision and values underpins my work.	11	63.64	18.18	0	0	18.18	0	0
17	Staff treat all children and young people fairly and with respect.	11	81.82	9.09	0	0	9.09	0	0
18	Colleagues treat each other with respect.	11	81.82	9.09	0	0	9.09	0	0
19	Children and young people are encouraged and supported to treat others with respect.	11	72.73	9.09	0	0	18.18	0	0
20	Children and young people are well behaved.	11	45.45	36.36	0	0	18.18	0	0
21	The school deals effectively with any bullying.	11	18.18	63.64	0	0	18.18	0	0
22	I am provided with feedback when I report an incident.	11	27.27	54.55	0	0	9.09	9.09	0
23	Staff at all levels within the school communicate effectively with each other.	11	45.45	36.36	0	0	18.18	0	0
24	The school's arrangements for engaging parents in their child's learning are effective.	11	27.27	54.55	0	0	18.18	0	0
25	The school is well led and managed.	11	9.09	63.64	0	0	27.27	0	0
26	Collaborative working across the school is effective in taking forward improvement.	11	36.36	36.36	0	0	27.27	0	0
27	Children and young people are engaged in their learning.	11	54.55	27.27	0	0	18.18	0	0
28	I give children and young people regular feedback which helps them to progress.	11	63.64	18.18	0	0	18.18	0	0
29	Children and young people are provided with experiences which meet their learning needs.	11	54.55	27.27	0	0	18.18	0	0
30	Children and young people are involved in talking about and planning their learning.	11	36.36	45.45	0	0	18.18	0	0
31	Children and young people are involved in setting their learning targets.	11	54.55	27.27	0	0	18.18	0	0

32	Children and young people have the opportunity to lead their learning.	11	27.27	45.45	0	0	27.27	0	0
33	I receive appropriate support for planning, preparation and assessment.	11	9.09	63.64	0	0	18.18	9.09	0
34	The school has effective strategies to support children and young people with their learning, including those requiring additional support.	11	9.09	72.73	0	0	18.18	0	0
35	Staff have a shared understanding of their 'responsibility of all' in literacy and numeracy and health and wellbeing.	11	54.55	27.27	0	0	18.18	0	0
37	I have regular opportunities to help shape the curriculum through discussions with colleagues, parents and partners.	11	45.45	36.36	9.09	0	9.09	0	0
38	I am aware of and involved in the school's strategies for raising attainment for all.	11	36.36	45.45	0	0	18.18	0	0

