

Rossie Young People's Trust

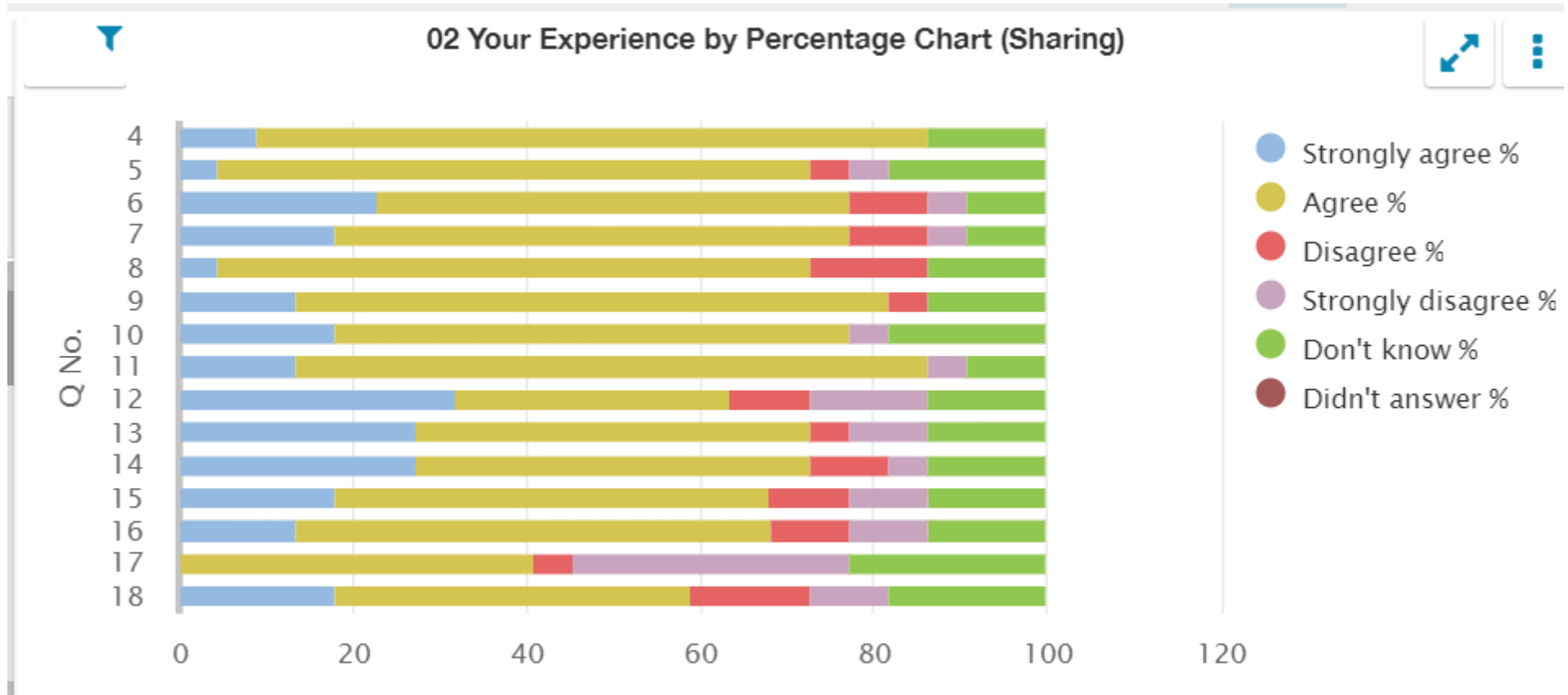
Pre-inspection questionnaire summary report Inspection week: 23 January 2023

Questionnaire for young people in secondary stages (02)

02 Your experience by percentage (sharing)

Q No.	Question	Response Count	Strongly agree %	Agree %	Disagree %	Strongly disagree %	Don't know %	Didn't answer %
4	I feel safe when I am at school.	22	9.09	77.27	0.00	0.00	13.64	0.00
5	My school helps me to feel safe.	22	4.55	68.18	4.55	4.55	18.18	0.00
6	I have someone in my school I can speak to if I am upset or worried about something.	22	22.73	54.55	9.09	4.55	9.09	0.00
7	Staff treat me fairly and with respect.	22	18.18	59.09	9.09	4.55	9.09	0.00
8	Other young people treat me fairly and with respect.	22	4.55	68.18	13.64	0.00	13.64	0.00
9	My school helps me to understand and respect other people.	22	13.64	68.18	4.55	0.00	13.64	0.00
10	My school is helping me to become confident.	22	18.18	59.09	0.00	4.55	18.18	0.00
11	My school teaches me how to lead a healthy lifestyle.	22	13.64	72.73	0.00	4.55	9.09	0.00
12	There are lots of chances at my school for me to get regular exercise.	22	31.82	31.82	9.09	13.64	13.64	0.00
13	My school offers me the opportunity to take part in activities in school beyond the classroom and timetabled day.	22	27.27	45.45	4.55	9.09	13.64	0.00
14	I have the opportunity to discuss my achievements outwith school with an adult in school who knows me well.	22	27.27	45.45	9.09	4.55	13.64	0.00
15	My school listens to my views.	22	18.18	50	9.09	9.09	13.64	0.00
16	My school takes my views into account.	22	13.64	54.55	9.09	9.09	13.64	0.00
17	My homework helps me to understand and improve my work in school.	22	0.00	40.91	4.55	31.82	22.73	0.00
18	I was given good advice to make choices about taking the subjects that are right for me.	22	18.18	40.91	13.64	9.09	18.18	0.00

02 Your experience by percentage chart (sharing)

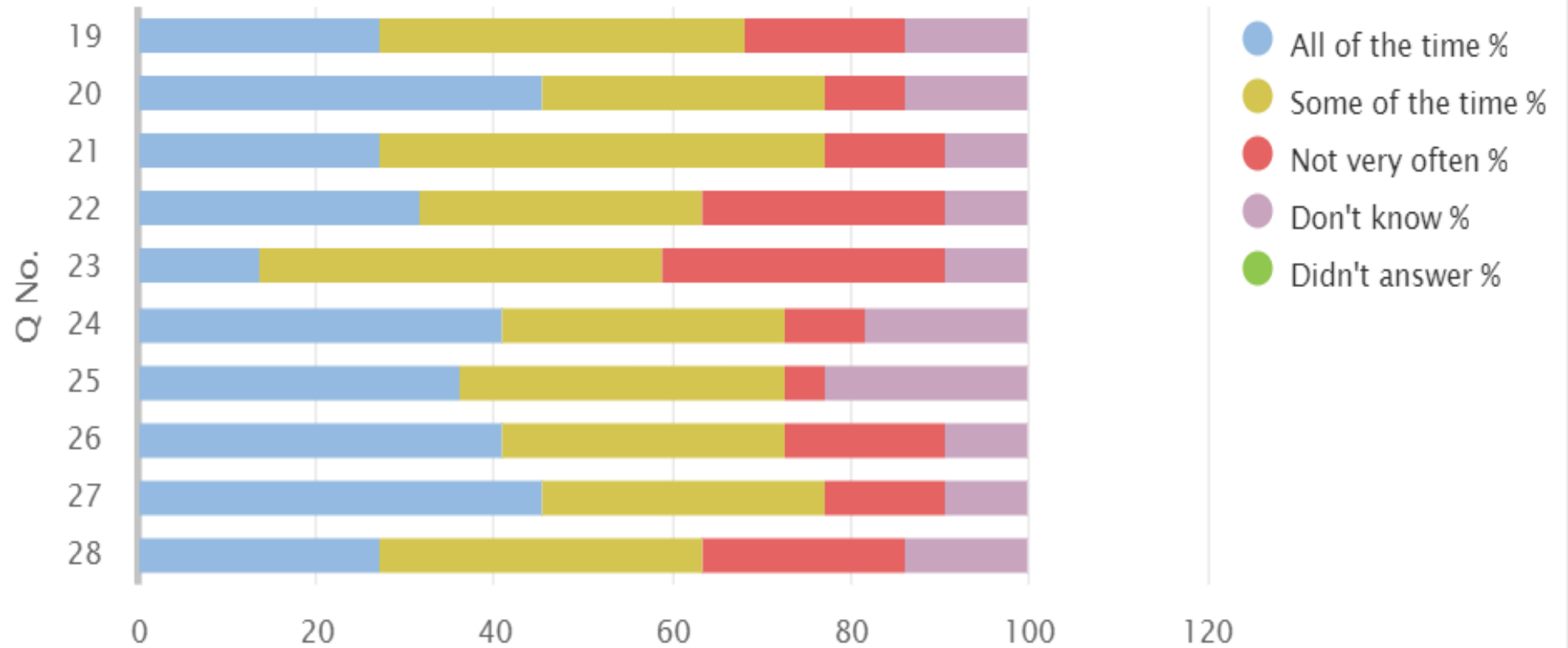


02 Your experience by percentage 2 (sharing)

Q No.	Question	Response Count	All of the time %	Some of the time %	Not very often %	Don't know %	Didn't answer %
19	Staff help young people to be responsible for their own behaviour.	22	27.27	40.91	18.18	13.64	0.00
20	I feel comfortable approaching staff with questions or suggestions.	22	45.45	31.82	9.09	13.64	0.00
21	I am given the opportunity to influence what and how I learn.	22	27.27	50	13.64	9.09	0.00
22	I enjoy learning at school.	22	31.82	31.82	27.27	9.09	0.00
23	I feel that my work in school is hard enough.	22	13.64	45.45	31.82	9.09	0.00
24	I know who to ask to get help if I find my work too hard.	22	40.91	31.82	9.09	18.18	0.00
25	Staff help me to understand how I am progressing in my school work.	22	36.36	36.36	4.55	22.73	0.00
26	The feedback I receive on my work helps me to improve my learning.	22	40.91	31.82	18.18	9.09	0.00
27	I am encouraged by staff to do the best I can.	22	45.45	31.82	13.64	9.09	0.00
28	I am happy with the quality of teaching in my school.	22	27.27	36.36	22.73	13.64	0.00

02 Your experience by percentage 2 chart (sharing)

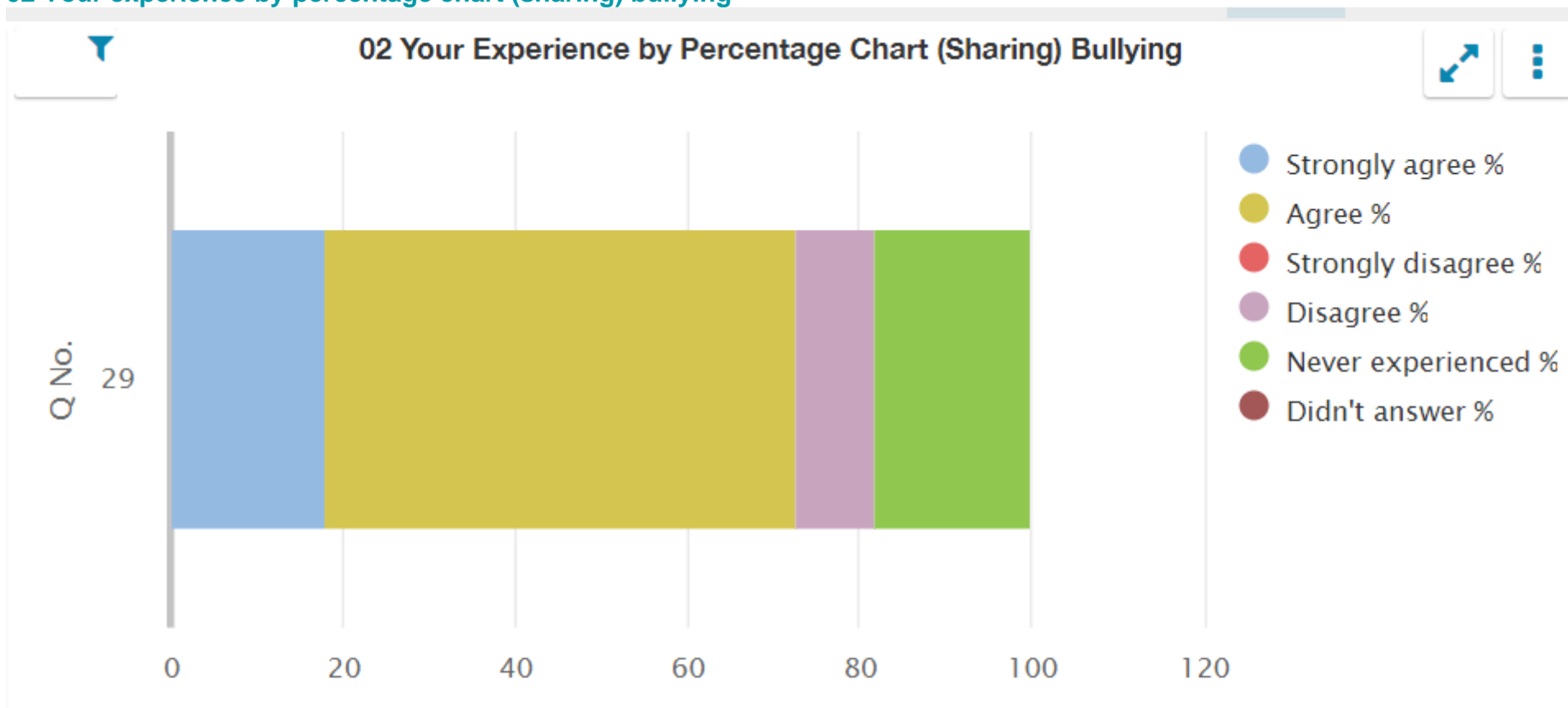
02 Your Experience by Percentage 2 Chart (Sharing)



02 Your experience by percentage (sharing) bullying

Q No.	Question	Response Count	Strongly agree %	Agree %	Disagree %	Strongly disagree %	Never experienced %	Didn't answer %
29	My school deals well with any bullying.	22	18.18	54.55	9.09	0.00	18.18	0.00

02 Your experience by percentage chart (sharing) bullying



02 Your experience by percentage (sharing) moved

Q No.	Question	Response Count	Strongly agree %	Agree %	Disagree %	Strongly disagree %	Haven't moved %	Didn't answer %
30	I was well supported if I moved to a new school within the last year.	22	9.09	50	0.00	9.09	31.82	0.00

02 Your experience by percentage chart (sharing) moved

