

Helmsdale Primary School

Pre-inspection questionnaire summary report Inspection week: 13 March 2023

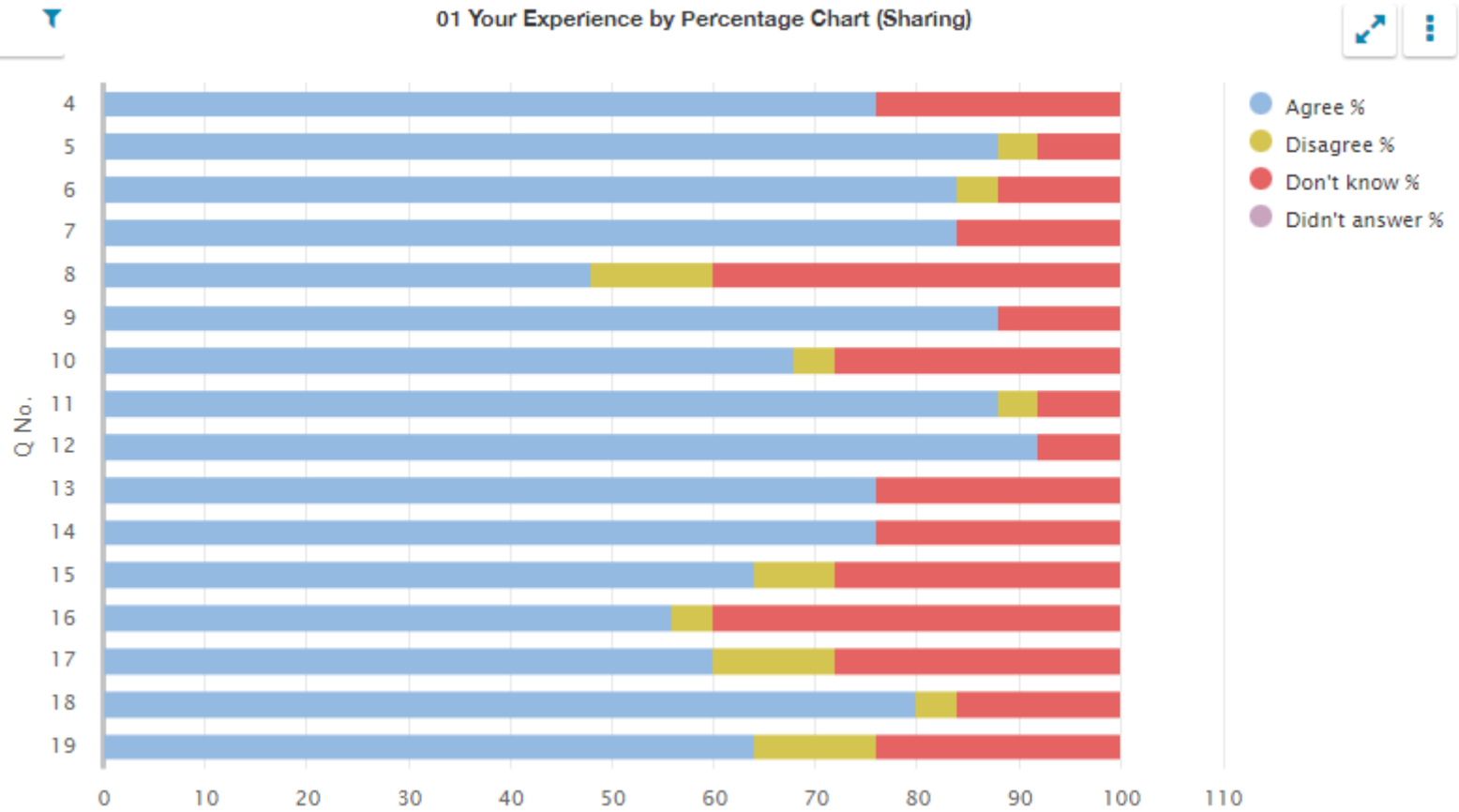
Questionnaire for children in primary stages (01)

01 Your experience by percentage (sharing)

| Q No. | Question | Response Count | Agree % | Disagree % | Don't know % | Didn't answer % |
|-------|---|----------------|---------|------------|--------------|-----------------|
| 4 | I feel safe when I am at school. | 25 | 76 | 0.00 | 24 | 0.00 |
| 5 | My school helps me to feel safe. | 25 | 88 | 4 | 8 | 0.00 |
| 6 | I have someone in my school I can speak to if I am upset or worried about something. | 25 | 84 | 4 | 12 | 0.00 |
| 7 | Staff treat me fairly and with respect. | 25 | 84 | 0.00 | 16 | 0.00 |
| 8 | Other children treat me fairly and with respect. | 25 | 48 | 12 | 40 | 0.00 |
| 9 | My school helps me to understand and respect other people. | 25 | 88 | 0.00 | 12 | 0.00 |
| 10 | My school is helping me to become confident. | 25 | 68 | 4 | 28 | 0.00 |
| 11 | My school teaches me how to lead a healthy lifestyle. | 25 | 88 | 4 | 8 | 0.00 |
| 12 | There are lots of chances at my school for me to get regular exercise. | 25 | 92 | 0.00 | 8 | 0.00 |
| 13 | My school offers me the opportunity to take part in activities in school beyond the classroom and timetabled day. | 25 | 76 | 0.00 | 24 | 0.00 |
| 14 | I have the opportunity to discuss my achievements outwith school with an adult in school who knows me well. | 25 | 76 | 0.00 | 24 | 0.00 |
| 15 | My school listens to my views. | 25 | 64 | 8 | 28 | 0.00 |
| 16 | My school takes my views into account. | 25 | 56 | 4 | 40 | 0.00 |
| 17 | I feel comfortable approaching staff with questions or suggestions. | 25 | 60 | 12 | 28 | 0.00 |
| 18 | Staff help me to understand how I am progressing in my school work. | 25 | 80 | 4 | 16 | 0.00 |
| 19 | My homework helps me to understand and improve my work in school. | 25 | 64 | 12 | 24 | 0.00 |

01 Your experience by percentage chart (sharing)

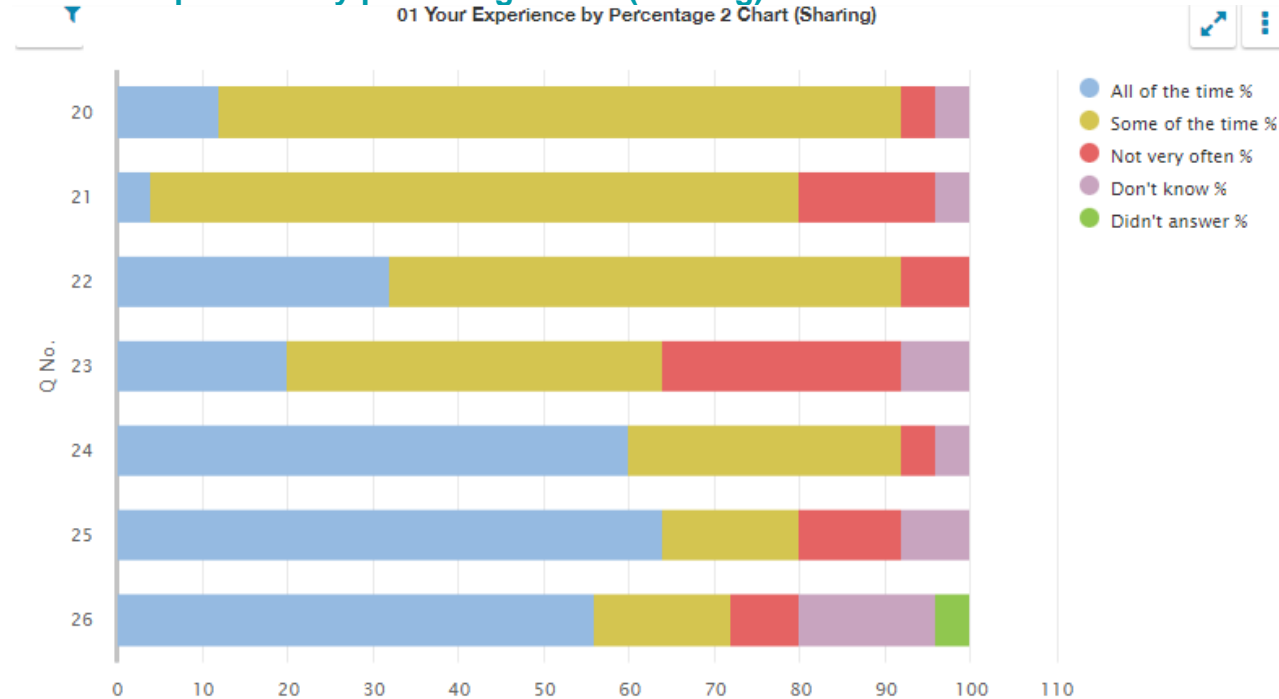
01 Your Experience by Percentage Chart (Sharing)



01 Your experience by percentage 2 (sharing)

| Q No. | Question | Response Count | All of the time % | Some of the time % | Not very often % | Don't know % | Didn't answer % |
|-------|---|----------------|-------------------|--------------------|------------------|--------------|-----------------|
| 20 | Other children behave well. | 25 | 12 | 80 | 4 | 4 | 0.00 |
| 21 | My teachers ask me about what things I want to learn in school. | 25 | 4 | 76 | 16 | 4 | 0.00 |
| 22 | I enjoy learning at school. | 25 | 32 | 60 | 8 | 0.00 | 0.00 |
| 23 | I feel that my work in school is hard enough. | 25 | 20 | 44 | 28 | 8 | 0.00 |
| 24 | I know who to ask to get help if I find my work too hard. | 25 | 60 | 32 | 4 | 4 | 0.00 |
| 25 | I am encouraged by staff to do the best I can. | 25 | 64 | 16 | 12 | 8 | 0.00 |
| 26 | I am happy with the quality of teaching in my school. | 25 | 56 | 16 | 8 | 16 | 4 |

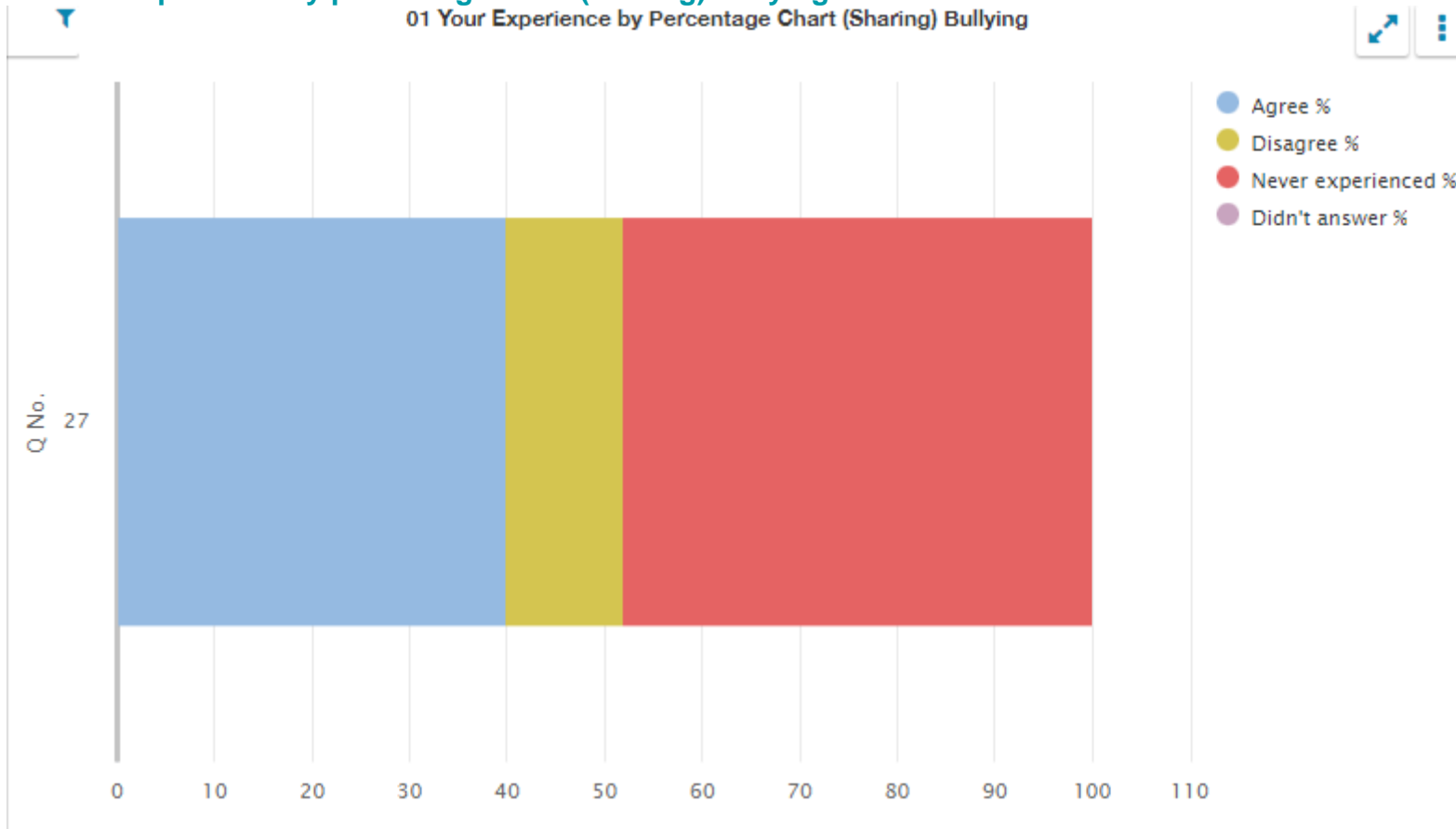
01 Your experience by percentage chart (sharing)



01 Your experience by percentage (sharing) bullying

| Q No. | Question | Response Count | Agree % | Disagree % | Never experienced % | Didn't answer % |
|-------|---|----------------|---------|------------|---------------------|-----------------|
| 27 | My school deals well with any bullying. | 25 | 40 | 12 | 48 | 0.00 |

01 Your experience by percentage chart (sharing) bullying



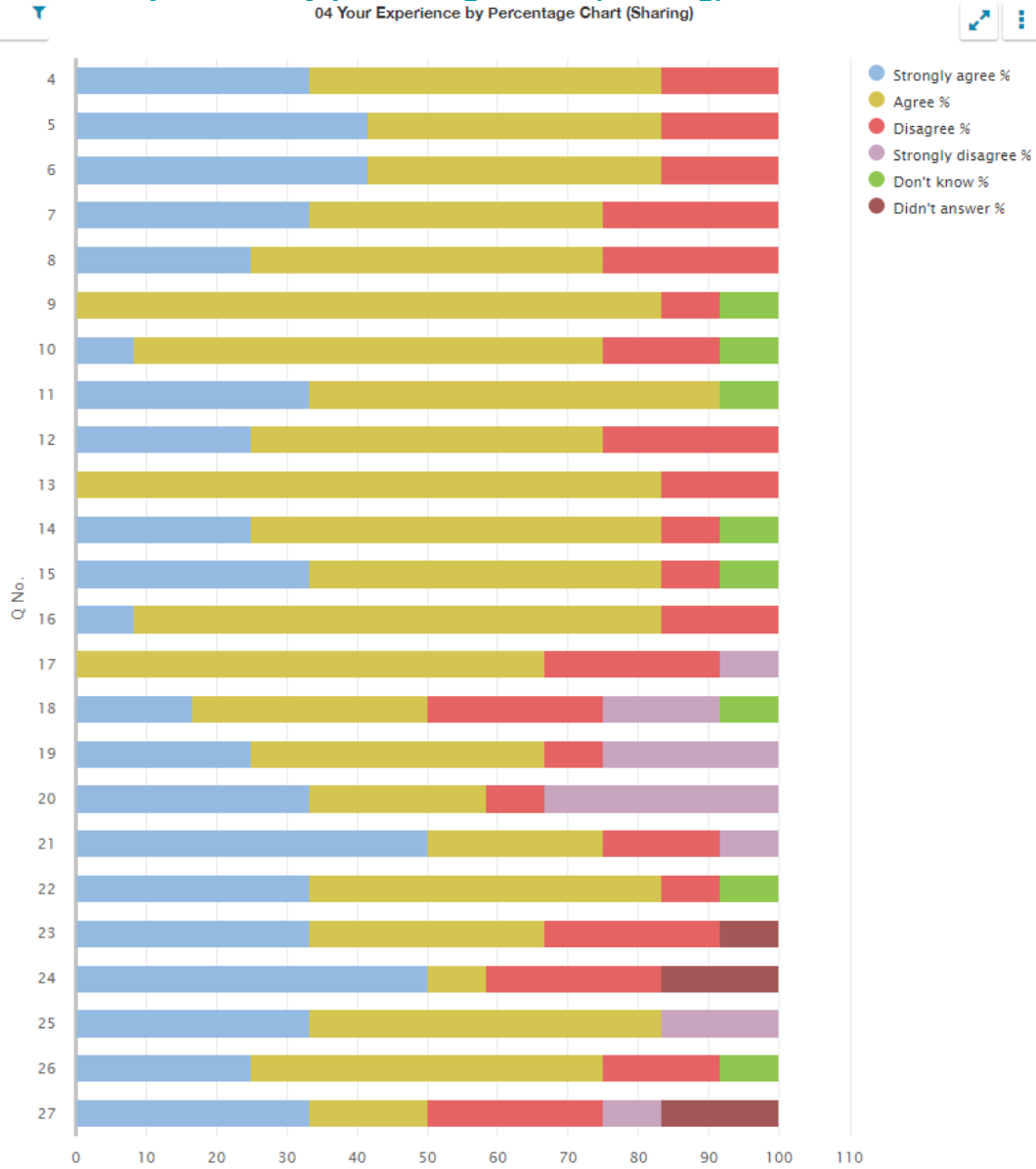
Questionnaire for parents/carers of children in primary stages (04)

04 Your experience by percentage (sharing)

| Q No. | Question | Response Count | Strongly agree % | Agree % | Disagree % | Strongly disagree % | Don't know % | Didn't answer % |
|-------|--|----------------|------------------|---------|------------|---------------------|--------------|-----------------|
| 4 | My child likes being at this school. | 12 | 33.33 | 50 | 16.67 | 0.00 | 0.00 | 0.00 |
| 5 | Staff treat my child fairly and with respect. | 12 | 41.67 | 41.67 | 16.67 | 0.00 | 0.00 | 0.00 |
| 6 | I feel that my child is safe at the school. | 12 | 41.67 | 41.67 | 16.67 | 0.00 | 0.00 | 0.00 |
| 7 | The school helps my child to feel confident. | 12 | 33.33 | 41.67 | 25 | 0.00 | 0.00 | 0.00 |
| 8 | I feel staff really know my child as an individual. | 12 | 25 | 50 | 25 | 0.00 | 0.00 | 0.00 |
| 9 | My child finds their learning activities hard enough. | 12 | 0.00 | 83.33 | 8.33 | 0.00 | 8.33 | 0.00 |
| 10 | My child receives the help he/she needs to do well. | 12 | 8.33 | 66.67 | 16.67 | 0.00 | 8.33 | 0.00 |
| 11 | My child is encouraged by the school to be healthy and take regular exercise. | 12 | 33.33 | 58.33 | 0.00 | 0.00 | 8.33 | 0.00 |
| 12 | The school supports my child's emotional wellbeing. | 12 | 25 | 50 | 25 | 0.00 | 0.00 | 0.00 |
| 13 | My child is making good progress at the school. | 12 | 0.00 | 83.33 | 16.67 | 0.00 | 0.00 | 0.00 |
| 14 | I receive helpful, regular feedback about how my child is learning and developing e.g. informal feedback, reports and learning profiles. | 12 | 25 | 58.33 | 8.33 | 0.00 | 8.33 | 0.00 |
| 15 | The information I receive about how my child is doing reaches me at the right time. | 12 | 33.33 | 50 | 8.33 | 0.00 | 8.33 | 0.00 |
| 16 | I understand how my child's progress is assessed. | 12 | 8.33 | 75 | 16.67 | 0.00 | 0.00 | 0.00 |
| 17 | The school gives me advice on how to support my child's learning at home. | 12 | 0.00 | 66.67 | 25 | 8.33 | 0.00 | 0.00 |
| 18 | The school organises activities where my child and I can learn together. | 12 | 16.67 | 33.33 | 25 | 16.67 | 8.33 | 0.00 |
| 19 | The school takes my views into account when making changes. | 12 | 25 | 41.67 | 8.33 | 25 | 0.00 | 0.00 |
| 20 | I feel comfortable approaching the school with questions, suggestions and/or a problem. | 12 | 33.33 | 25 | 8.33 | 33.33 | 0.00 | 0.00 |
| 21 | I feel encouraged to be involved in the work of the Parent Council and/or parent association. | 12 | 50 | 25 | 16.67 | 8.33 | 0.00 | 0.00 |
| 22 | I am kept informed about the work of the Parent Council and/or parent association. | 12 | 33.33 | 50 | 8.33 | 0.00 | 8.33 | 0.00 |

| Q No. | Question (cont.) | Response Count | Strongly agree % | Agree % | Disagree % | Strongly disagree % | Don't know % | Didn't answer % |
|-------|--|----------------|------------------|---------|------------|---------------------|--------------|-----------------|
| 23 | I am satisfied with the quality of teaching in the school. | 12 | 33.33 | 33.33 | 25 | 0.00 | 0.00 | 8.33 |
| 24 | The school is well led and managed. | 12 | 50 | 8.33 | 25 | 0.00 | 0.00 | 16.67 |
| 25 | The school encourages children to treat others with respect. | 12 | 33.33 | 50 | 0.00 | 16.67 | 0.00 | 0.00 |
| 26 | I would recommend the school to other parents. | 12 | 25 | 50 | 16.67 | 0.00 | 8.33 | 0.00 |
| 27 | Overall, I am satisfied with the school. | 12 | 33.33 | 16.67 | 25 | 8.33 | 0.00 | 16.67 |

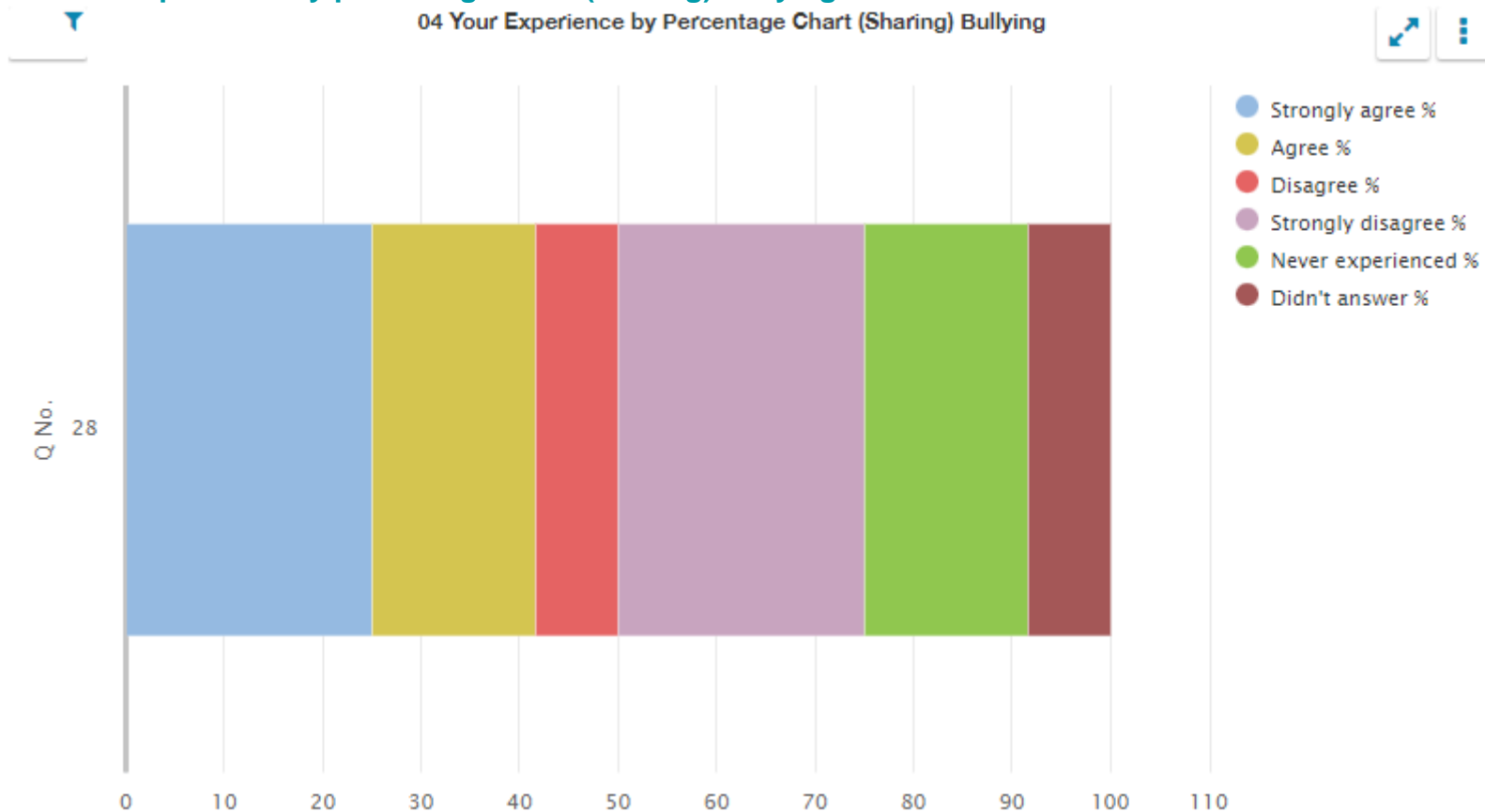
04 Your experience by percentage chart (sharing)



04 Your experience by percentage (sharing) bullying

| Q No. | Question | Response Count | Strongly agree % | Agree % | Disagree % | Strongly disagree % | Never experienced % | Didn't answer % |
|-------|--|----------------|------------------|---------|------------|---------------------|---------------------|-----------------|
| 28 | The school deals well with any bullying. | 12 | 25 | 16.67 | 8.33 | 25 | 16.67 | 8.33 |

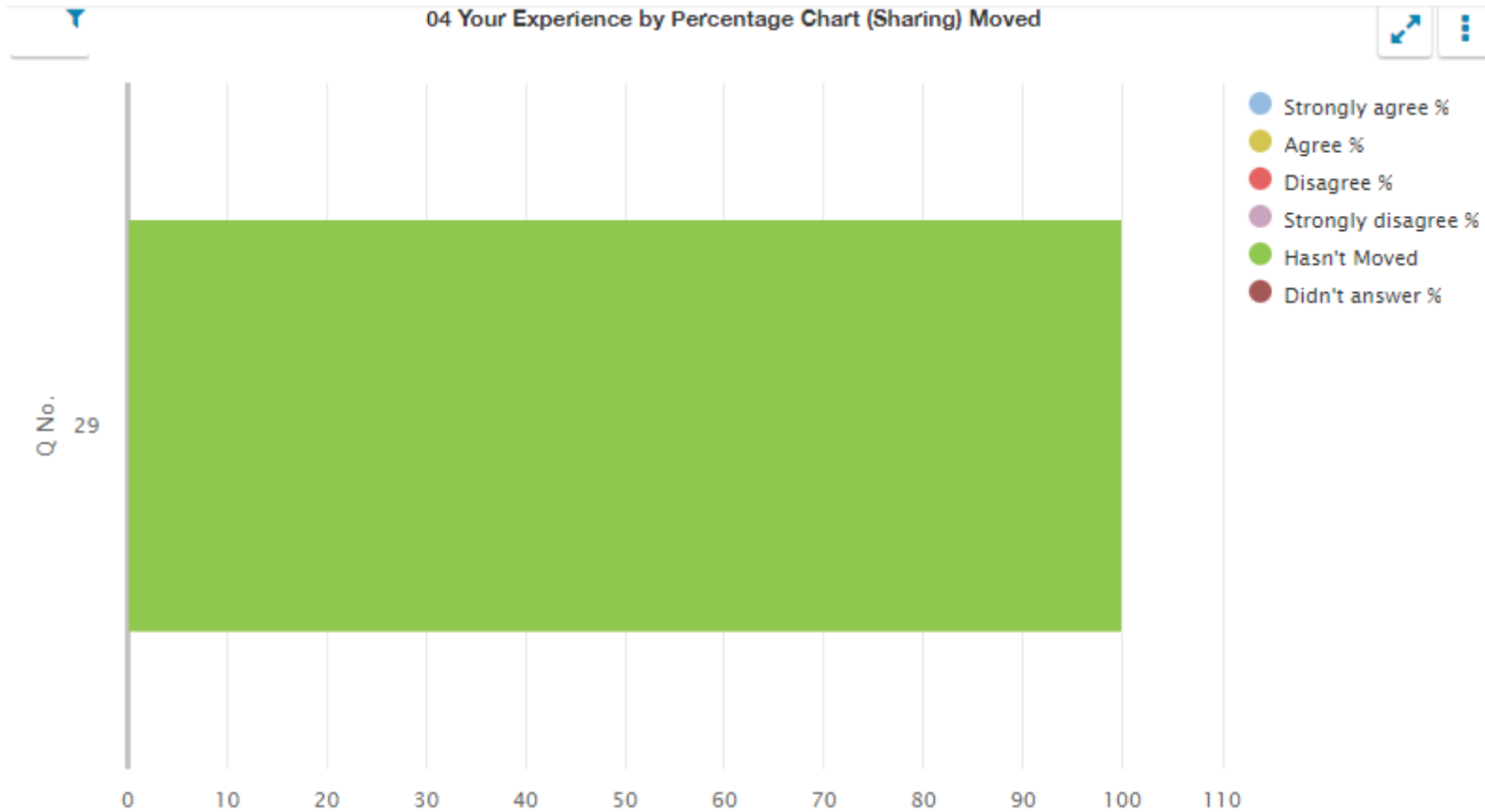
04 Your experience by percentage chart (sharing) bullying



04 Your experience by percentage (sharing) moved

| Q No. | Question | Response Count | Strongly agree % | Agree % | Disagree % | Strongly disagree % | Hasn't Moved % | Didn't answer % |
|-------|---|----------------|------------------|---------|------------|---------------------|----------------|-----------------|
| 29 | My child was well supported if they moved to a new school within the last year. | 12 | 0.00 | 0.00 | 0.00 | 0.00 | 100 | 0.00 |

04 Your experience by percentage chart (sharing) moved



Questionnaire for partners with the school (06)

06 Your experience by percentage (sharing)

| Q No. | Question | Response Count | Strongly agree % | Agree % | Disagree % | Strongly disagree % | Don't know % | N/A % | Didn't answer % |
|-------|---|----------------|------------------|---------|------------|---------------------|--------------|-------|-----------------|
| 3 | My service/organisation works in partnership with the school on a regular basis. | 11 | 27.27 | 63.64 | 0.00 | 0.00 | 9.09 | 0.00 | 0.00 |
| 4 | We are aware of the school's procedures for reporting child protection and safeguarding concerns. | 11 | 27.27 | 54.55 | 9.09 | 0.00 | 9.09 | 0.00 | 0.00 |
| 5 | My service/organisation has a clear understanding of the school's strategies for raising attainment for all. | X | X | X | X | X | X | X | X |
| 6 | There are effective arrangements in place for jointly planning provision with the school. | 11 | 18.18 | 63.64 | 0.00 | 0.00 | 18.18 | 0.00 | 0.00 |
| 7 | There are effective arrangements for jointly delivering provision with the school. | 11 | 18.18 | 63.64 | 0.00 | 0.00 | 9.09 | 9.09 | 0.00 |
| 8 | My service/organisation is involved in the school's self-evaluation of our joint work. | X | X | X | X | X | X | X | X |
| 9 | Roles and responsibilities are clearly defined within the partnership. | 11 | 9.09 | 81.82 | 0.00 | 0.00 | 9.09 | 0.00 | 0.00 |
| 10 | Effective arrangements are in place to evaluate the impact of our partnership working. | X | X | X | X | X | X | X | X |
| 11 | My service/organisation is kept up to date with changes in the school which may affect the services we deliver. | 11 | 36.36 | 54.55 | 0.00 | 0.00 | 9.09 | 0.00 | 0.00 |
| 12 | The school provides my service/organisation with relevant information about the needs of children and young people. | 11 | 36.36 | 54.55 | 0.00 | 0.00 | 9.09 | 0.00 | 0.00 |
| 13 | Arrangements are in place to support my service/organisation to share relevant information about the progress of children and young people with the school. | X | X | X | X | X | X | X | X |
| 14 | The school values the contribution made by my service/organisation. | 11 | 36.36 | 54.55 | 0.00 | 0.00 | 9.09 | 0.00 | 0.00 |
| 15 | The school actively promotes my service/organisation to potential users, as appropriate. | X | X | X | X | X | X | X | X |

| Q No. | Question (cont.) | Response Count | Strongly agree % | Agree % | Disagree % | Strongly disagree % | Don't know % | N/A % | Didn't answer % |
|-------|---|----------------|------------------|---------|------------|---------------------|--------------|-------|-----------------|
| 16 | There are opportunities to network, share practice and participate in joint training and development with the school. | X | X | X | X | X | X | X | X |
| 17 | My service/organisation has a clear understanding of the social, cultural and economic context of the school. | 11 | 36.36 | 45.45 | 0.00 | 0.00 | 18.18 | 0.00 | 0.00 |
| 18 | Overall, partnership working with the school works well. | 11 | 45.45 | 45.45 | 0.00 | 0.00 | 9.09 | 0.00 | 0.00 |

06 Your experience by percentage chart (sharing)

