

St Andrew's RC Primary School

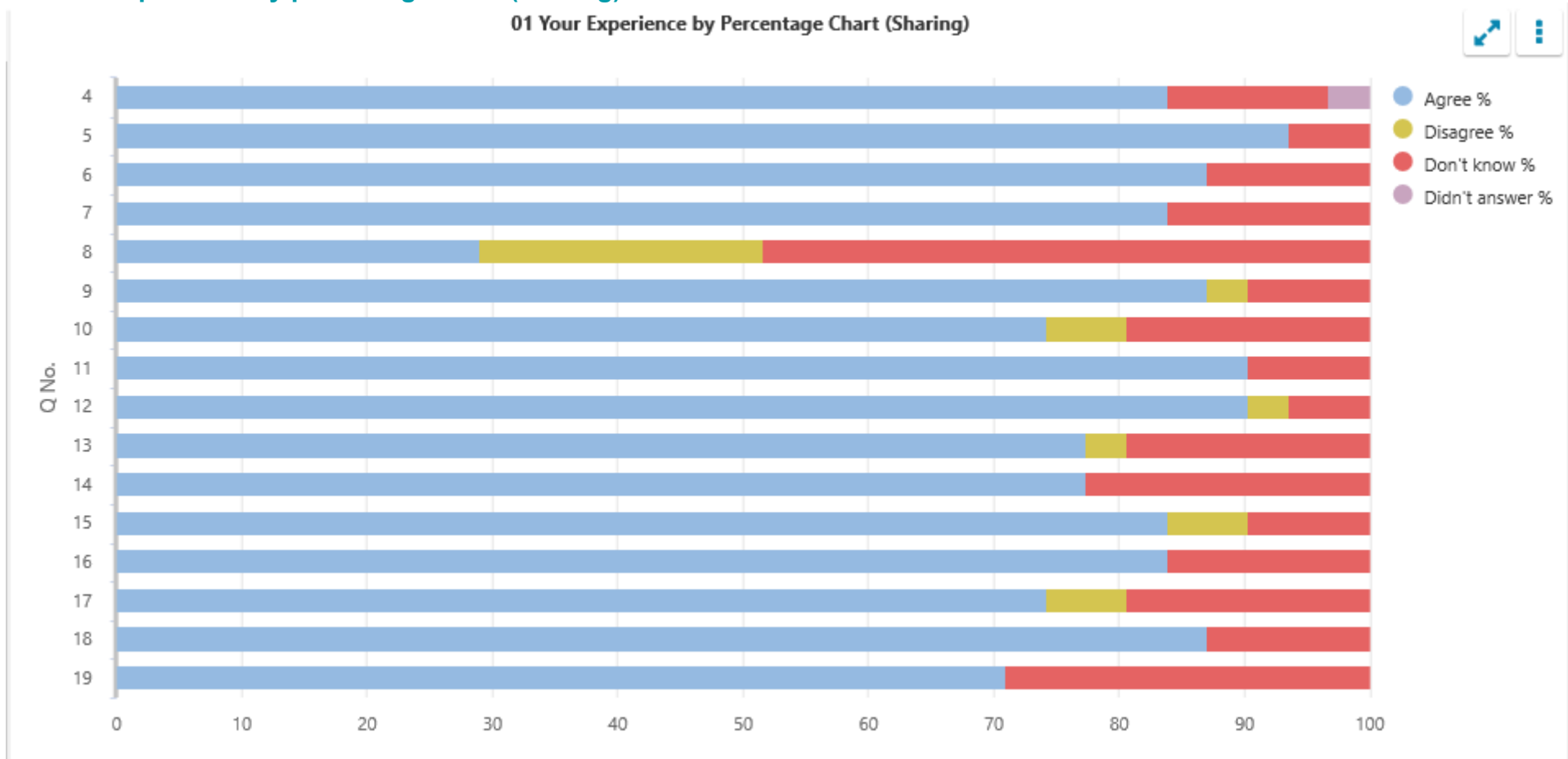
Pre-inspection questionnaire summary report Inspection week: 11 November 2019

Questionnaire for children in primary stages (01)

01 Your experience by percentage (sharing)

Q No.	Question	Response Count	Agree %	Disagree %	Don't know %	Didn't answer %
4	I feel safe when I am at school.	31	83.87	0	12.9	3.23
5	My school helps me to feel safe.	31	93.55	0	6.45	0
6	I have someone in my school I can speak to if I am upset or worried about something.	31	87.1	0	12.9	0
7	Staff treat me fairly and with respect.	31	83.87	0	16.13	0
8	Other children treat me fairly and with respect.	31	29.03	22.58	48.39	0
9	My school helps me to understand and respect other people.	31	87.1	3.23	9.68	0
10	My school is helping me to become confident.	31	74.19	6.45	19.35	0
11	My school teaches me how to lead a healthy lifestyle.	31	90.32	0	9.68	0
12	There are lots of chances at my school for me to get regular exercise.	31	90.32	3.23	6.45	0
13	My school offers me the opportunity to take part in activities in school beyond the classroom and timetabled day.	31	77.42	3.23	19.35	0
14	I have the opportunity to discuss my achievements outwith school with an adult in school who knows me well.	31	77.42	0	22.58	0
15	My school listens to my views.	31	83.87	6.45	9.68	0
16	My school takes my views into account.	31	83.87	0	16.13	0
17	I feel comfortable approaching staff with questions or suggestions.	31	74.19	6.45	19.35	0
18	Staff help me to understand how I am progressing in my school work.	31	87.1	0	12.9	0
19	My homework helps me to understand and improve my work in school.	31	70.97	0	29.03	0

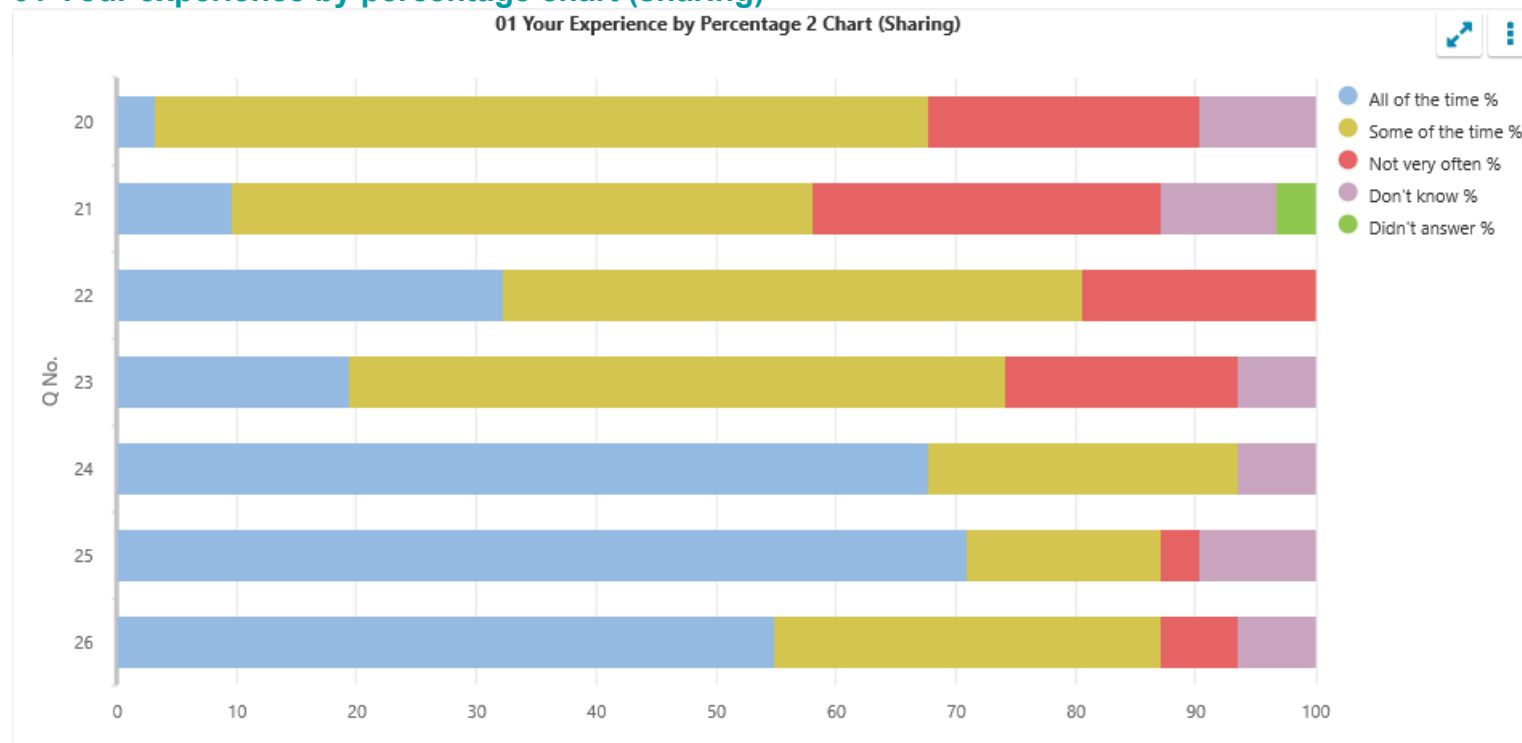
01 Your experience by percentage chart (sharing)



01 Your experience by percentage 2 (sharing)

Q No.	Question	Response Count	All of the time %	Some of the time %	Not very often %	Don't know %	Didn't answer %
20	Other children behave well.	31	3.23	64.52	22.58	9.68	0
21	My teachers ask me about what things I want to learn in school.	31	9.68	48.39	29.03	9.68	3.23
22	I enjoy learning at school.	31	32.26	48.39	19.35	0	0
23	I feel that my work in school is hard enough.	31	19.35	54.84	19.35	6.45	0
24	I know who to ask to get help if I find my work too hard.	31	67.74	25.81	0	6.45	0
25	I am encouraged by staff to do the best I can.	31	70.97	16.13	3.23	9.68	0
26	I am happy with the quality of teaching in my school.	31	54.84	32.26	6.45	6.45	0

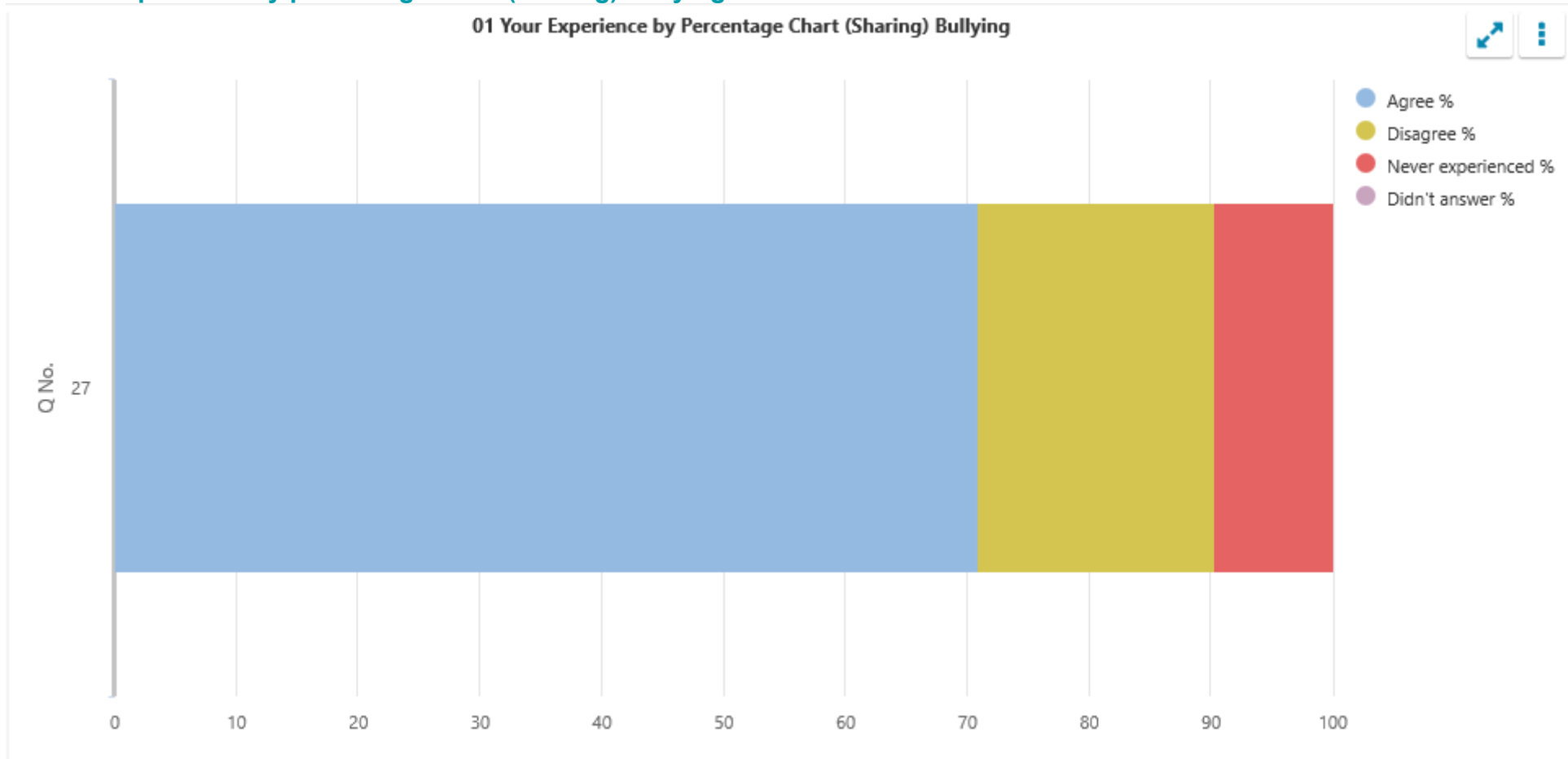
01 Your experience by percentage chart (sharing)



01 Your experience by percentage (sharing) bullying

Q No.	Question	Response Count	Agree %	Disagree %	Never experienced %	Didn't answer %
27	My school deals well with any bullying.	31	70.97	19.35	9.68	0

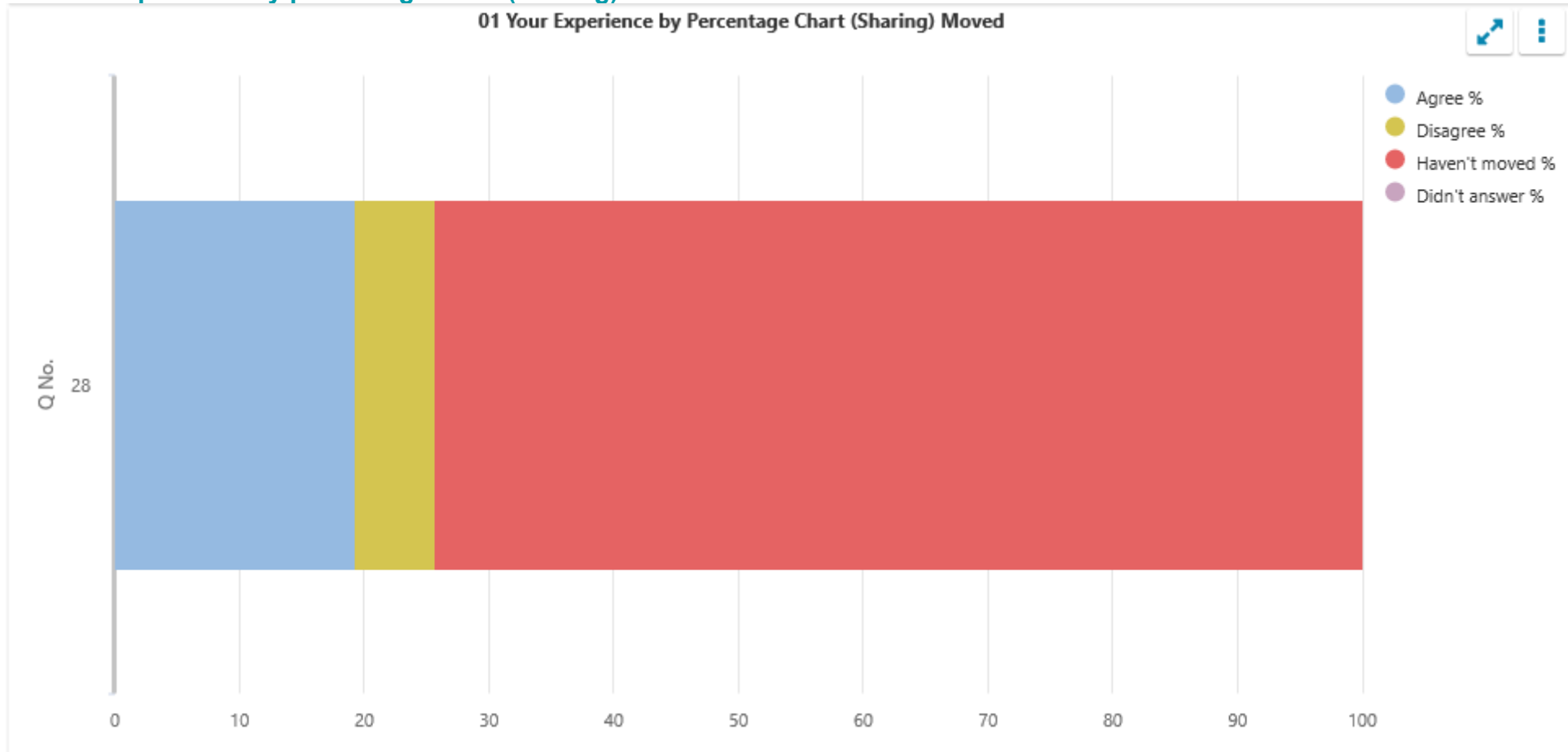
01 Your experience by percentage chart (sharing) bullying



01 Your experience by percentage (sharing) moved

Q No.	Question	Response Count	Agree %	Disagree %	Haven't moved %	Didn't answer %
28	I was well supported if I moved to a new school within the last year.	31	19.35	6.45	74.19	0

01 Your experience by percentage chart (sharing) moved



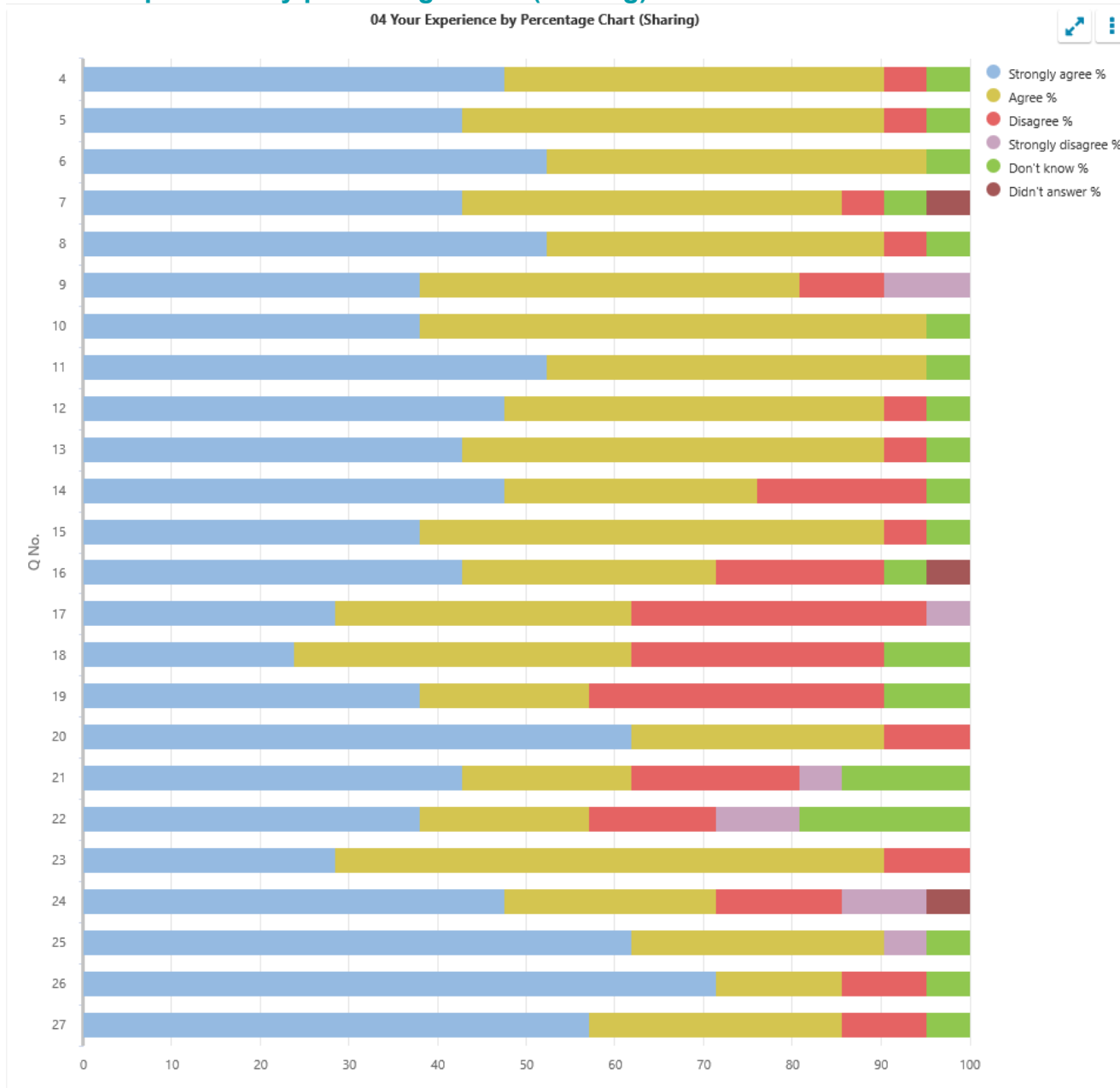
Questionnaire for parents/carers of children in primary stages (04)

04 Your experience by percentage (sharing)

Q No.	Question	Response Count	Strongly agree %	Agree %	Disagree %	Strongly disagree %	Don't know %	Didn't answer %
4	My child likes being at this school.	21	47.62	42.86	4.76	0	4.76	0
5	Staff treat my child fairly and with respect.	21	42.86	47.62	4.76	0	4.76	0
6	I feel that my child is safe at the school.	21	52.38	42.86	0	0	4.76	0
7	The school helps my child to feel confident.	21	42.86	42.86	4.76	0	4.76	4.76
8	I feel staff really know my child as an individual.	21	52.38	38.1	4.76	0	4.76	0
9	My child finds their learning activities hard enough.	21	38.1	42.86	9.52	9.52	0	0
10	My child receives the help he/she needs to do well.	21	38.1	57.14	0	0	4.76	0
11	My child is encouraged by the school to be healthy and take regular exercise.	21	52.38	42.86	0	0	4.76	0
12	The school supports my child's emotional wellbeing.	21	47.62	42.86	4.76	0	4.76	0
13	My child is making good progress at the school.	21	42.86	47.62	4.76	0	4.76	0
14	I receive helpful, regular feedback about how my child is learning and developing e.g. informal feedback, reports and learning profiles.	21	47.62	28.57	19.05	0	4.76	0
15	The information I receive about how my child is doing reaches me at the right time.	21	38.1	52.38	4.76	0	4.76	0
16	I understand how my child's progress is assessed.	21	42.86	28.57	19.05	0	4.76	4.76
17	The school gives me advice on how to support my child's learning at home.	21	28.57	33.33	33.33	4.76	0	0
18	The school organises activities where my child and I can learn together.	21	23.81	38.1	28.57	0	9.52	0
19	The school takes my views into account when making changes.	21	38.1	19.05	33.33	0	9.52	0
20	I feel comfortable approaching the school with questions, suggestions and/or a problem.	21	61.9	28.57	9.52	0	0	0
21	I feel encouraged to be involved in the work of the Parent Council and/or parent association.	21	42.86	19.05	19.05	4.76	14.29	0
22	I am kept informed about the work of the Parent Council and/or parent association.	21	38.1	19.05	14.29	9.52	19.05	0

Q No.	Question (cont.)	Response Count	Strongly agree %	Agree %	Disagree %	Strongly disagree %	Don't know %	Didn't answer %
23	I am satisfied with the quality of teaching in the school.	21	28.57	61.9	9.52	0	0	0
24	The school is well led and managed.	21	47.62	23.81	14.29	9.52	0	4.76
25	The school encourages children to treat others with respect.	21	61.9	28.57	0	4.76	4.76	0
26	I would recommend the school to other parents.	21	71.43	14.29	9.52	0	4.76	0
27	Overall, I am satisfied with the school.	21	57.14	28.57	9.52	0	4.76	0

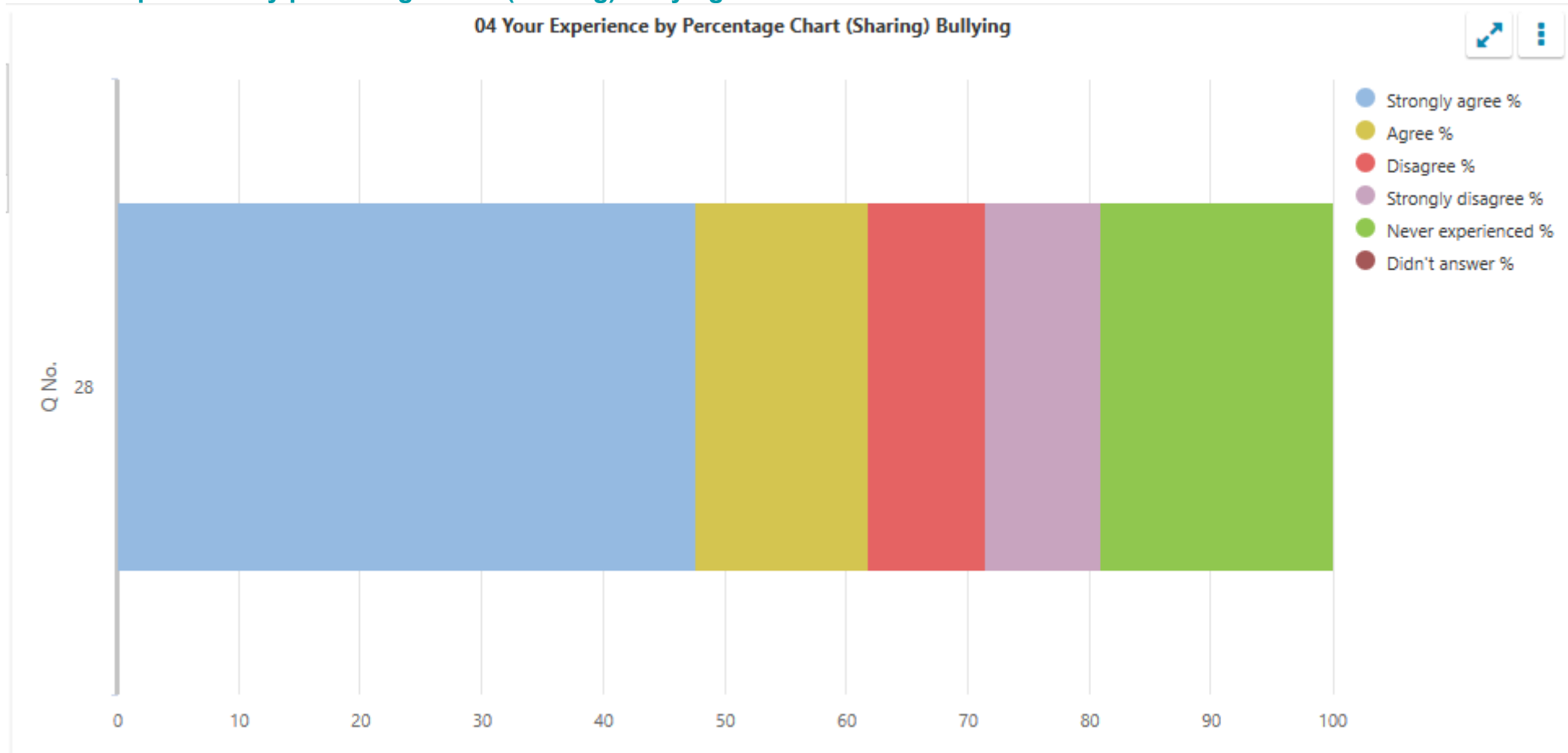
04 Your experience by percentage chart (sharing)



04 Your experience by percentage (sharing) bullying

Q No.	Question	Response Count	Strongly agree %	Agree %	Disagree %	Strongly disagree %	Never experienced %	Didn't answer %
28	The school deals well with any bullying.	21	47.62	14.29	9.52	9.52	19.05	0

04 Your experience by percentage chart (sharing) bullying



Questionnaire for partners with the school (06)

06 Your experience by percentage (sharing)

Q No.	Question	Response Count	Strongly agree %	Agree %	Disagree %	Strongly disagree %	Don't know %	N/A %	Didn't answer %
3	My service/organisation works in partnership with the school on a regular basis.	11	36.36	54.55	0	0	9.09	0	0
4	We are aware of the school's procedures for reporting child protection and safeguarding concerns.	11	45.45	45.45	0	0	9.09	0	0
5	My service/organisation has a clear understanding of the school's strategies for raising attainment for all.	11	36.36	45.45	0	0	18.18	0	0
6	There are effective arrangements in place for jointly planning provision with the school.	11	18.18	54.55	0	0	18.18	0	9.09
7	There are effective arrangements for jointly delivering provision with the school.	11	27.27	45.45	0	0	18.18	0	9.09
8	My service/organisation is involved in the school's self-evaluation of our joint work.	X	X	X	X	X	X	X	X
9	Roles and responsibilities are clearly defined within the partnership.	11	18.18	63.64	0	0	18.18	0	0
10	Effective arrangements are in place to evaluate the impact of our partnership working.	X	X	X	X	X	X	X	X
11	My service/organisation is kept up to date with changes in the school which may affect the services we deliver.	11	18.18	63.64	9.09	0	0	9.09	0
12	The school provides my service/organisation with relevant information about the needs of children and young people.	11	18.18	63.64	0	0	9.09	9.09	0
13	Arrangements are in place to support my service/organisation to share relevant information about the progress of children and young people with the school.	X	X	X	X	X	X	X	X
14	The school values the contribution made by my service/organisation.	11	45.45	45.45	0	0	9.09	0	0

15	The school actively promotes my service/organisation to potential users, as appropriate.	11	36.36	45.45	9.09	0	9.09	0	0
Q No.	Question (cont.)	Response Count	Strongly agree %	Agree %	Disagree %	Strongly disagree %	Don't know %	N/A %	Didn't answer %
16	There are opportunities to network, share practice and participate in joint training and development with the school.	X	X	X	X	X	X	X	X
17	My service/organisation has a clear understanding of the social, cultural and economic context of the school.	11	45.45	45.45	0	0	9.09	0	0
18	Overall, partnership working with the school works well.	11	45.45	45.45	0	0	9.09	0	0

06 Your experience by percentage chart (sharing)

