

# Carrutherstown Primary School

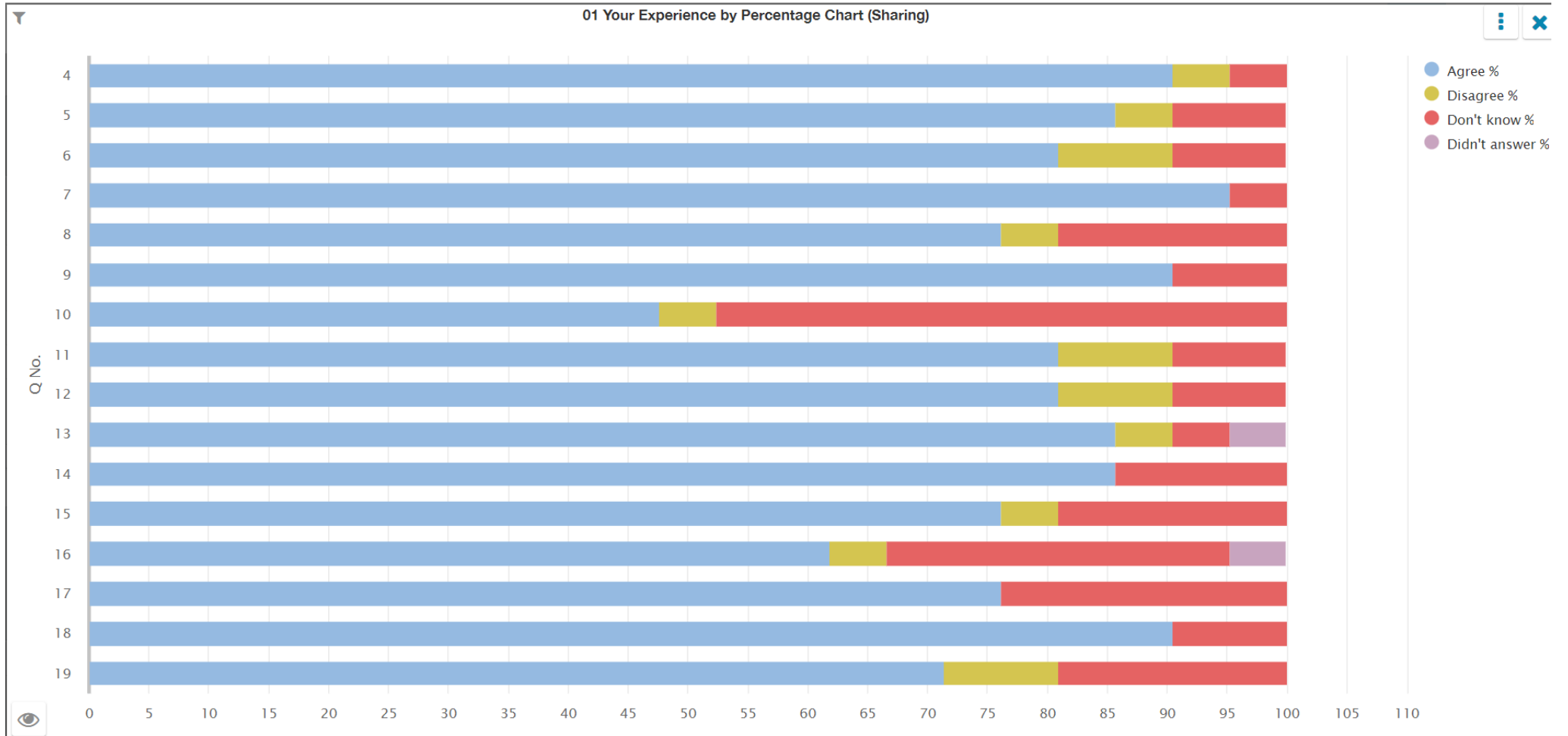
**Pre-inspection questionnaire summary report**  
**Inspection week: 12 September 2022**

## Questionnaire for children in primary stages (01)

## 01 Your experience by percentage (sharing)

| Q No. | Question  | Response Count | Agree % | Disagree % | Don't know % | Didn't answer % |
|-------|---|----------------|---------|------------|--------------|-----------------|
| 4     | I feel safe when I am at school.  | 21             | 90.48   | 4.76       | 4.76         | 0.00            |
| 5     | My school helps me to feel safe.  | 21             | 85.71   | 4.76       | 9.52         | 0.00            |
| 6     | I have someone in my school I can speak to if I am upset or worried about something.                              | 21             | 80.95   | 9.52       | 9.52         | 0.00            |
| 7     | Staff treat me fairly and with respect.   | 21             | 95.24   | 0.00       | 4.76         | 0.00            |
| 8     | Other children treat me fairly and with respect.  | 21             | 76.19   | 4.76       | 19.05        | 0.00            |
| 9     | My school helps me to understand and respect other people.  | 21             | 90.48   | 0.00       | 9.52         | 0.00            |
| 10    | My school is helping me to become confident.  | 21             | 47.62   | 4.76       | 47.62        | 0.00            |
| 11    | My school teaches me how to lead a healthy lifestyle.   | 21             | 80.95   | 9.52       | 9.52         | 0.00            |
| 12    | There are lots of chances at my school for me to get regular exercise.  | 21             | 80.95   | 9.52       | 9.52         | 0.00            |
| 13    | My school offers me the opportunity to take part in activities in school beyond the classroom and timetabled day. | 21             | 85.71   | 4.76       | 4.76         | 4.76            |
| 14    | I have the opportunity to discuss my achievements outwith school with an adult in school who knows me well.       | 21             | 85.71   | 0.00       | 14.29        | 0.00            |
| 15    | My school listens to my views.  | 21             | 76.19   | 4.76       | 19.05        | 0.00            |
| 16    | My school takes my views into account.  | 21             | 61.9    | 4.76       | 28.57        | 4.76            |
| 17    | I feel comfortable approaching staff with questions or suggestions.   | 21             | 76.19   | 0.00       | 23.81        | 0.00            |
| 18    | Staff help me to understand how I am progressing in my school work.   | 21             | 90.48   | 0.00       | 9.52         | 0.00            |
| 19    | My homework helps me to understand and improve my work in school.   | 21             | 71.43   | 9.52       | 19.05        | 0.00            |

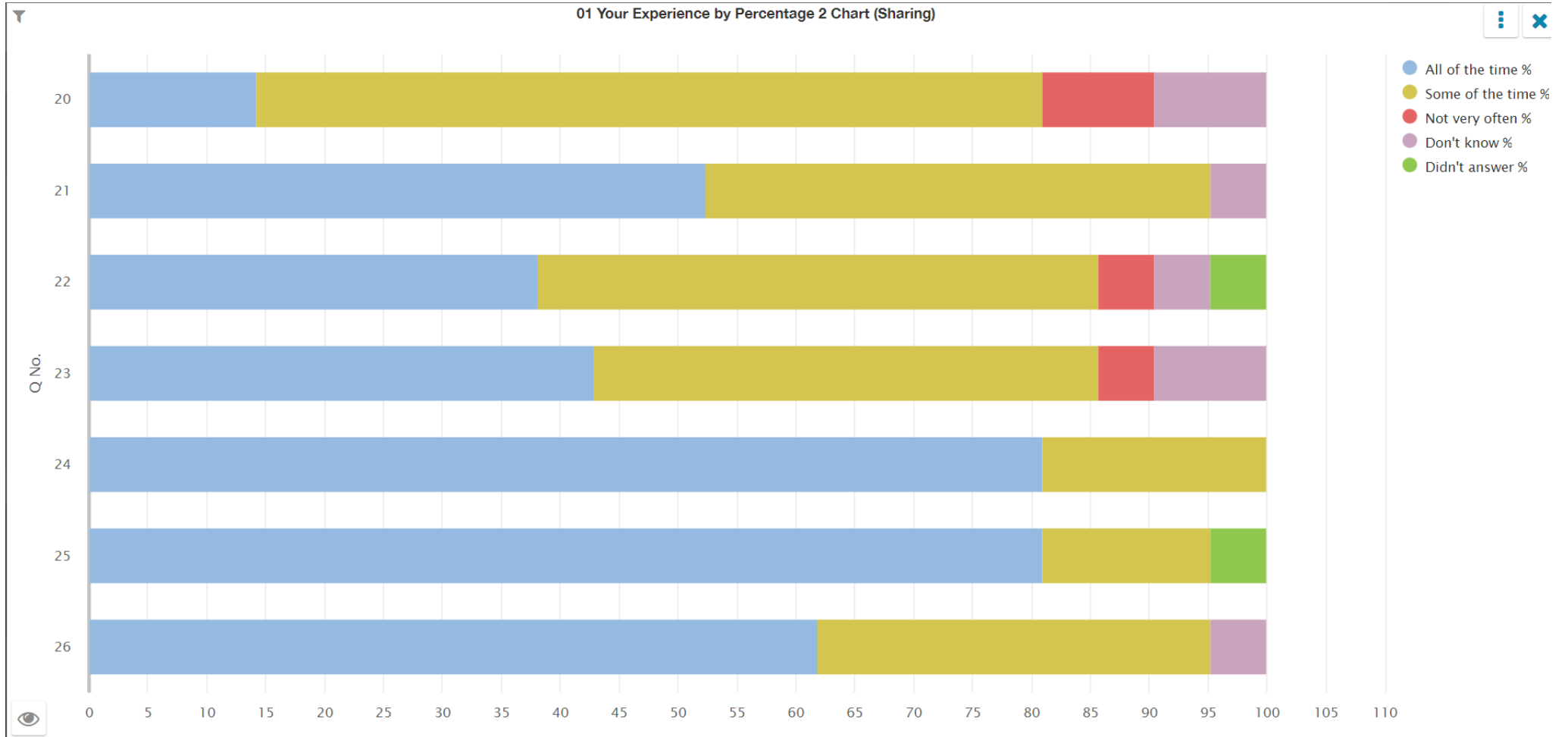
01 Your experience by percentage chart (sharing)



## 01 Your experience by percentage 2 (sharing)

| Q No. | Question  | Response Count | All of the time % | Some of the time % | Not very often % | Don't know % | Didn't answer % |
|-------|---|----------------|-------------------|--------------------|------------------|--------------|-----------------|
| 20    | Other children behave well.                                     | 21             | 14.29             | 66.67              | 9.52             | 9.52         | 0.00            |
| 21    | My teachers ask me about what things I want to learn in school. | 21             | 52.38             | 42.86              | 0.00             | 4.76         | 0.00            |
| 22    | I enjoy learning at school.                                     | 21             | 38.1              | 47.62              | 4.76             | 4.76         | 4.76            |
| 23    | I feel that my work in school is hard enough.                   | 21             | 42.86             | 42.86              | 4.76             | 9.52         | 0.00            |
| 24    | I know who to ask to get help if I find my work too hard.       | 21             | 80.95             | 19.05              | 0.00             | 0.00         | 0.00            |
| 25    | I am encouraged by staff to do the best I can.                  | 21             | 80.95             | 14.29              | 0.00             | 0.00         | 4.76            |
| 26    | I am happy with the quality of teaching in my school.           | 21             | 61.9              | 33.33              | 0.00             | 4.76         | 0.00            |

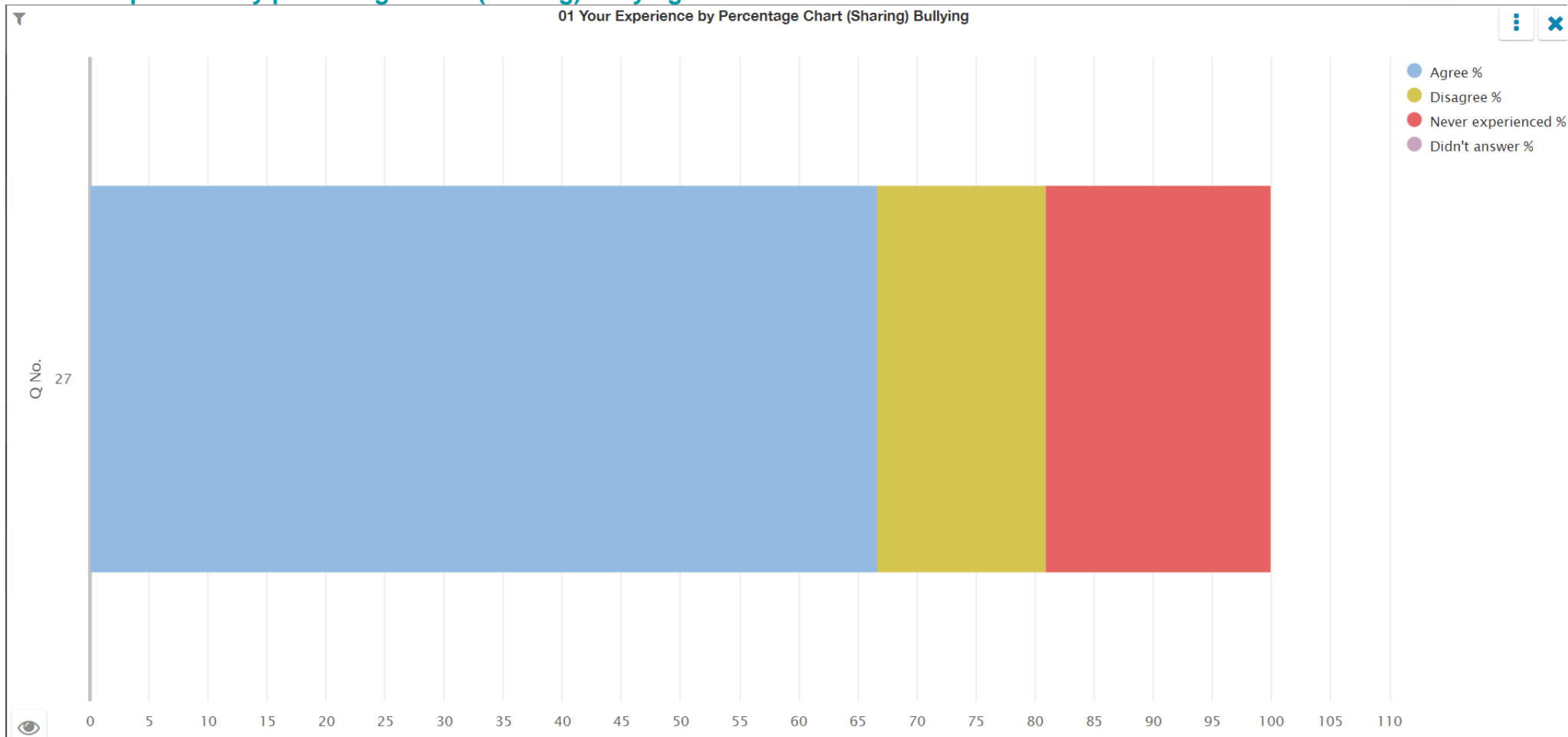
01 Your experience by percentage chart (sharing)



01 Your experience by percentage (sharing) bullying

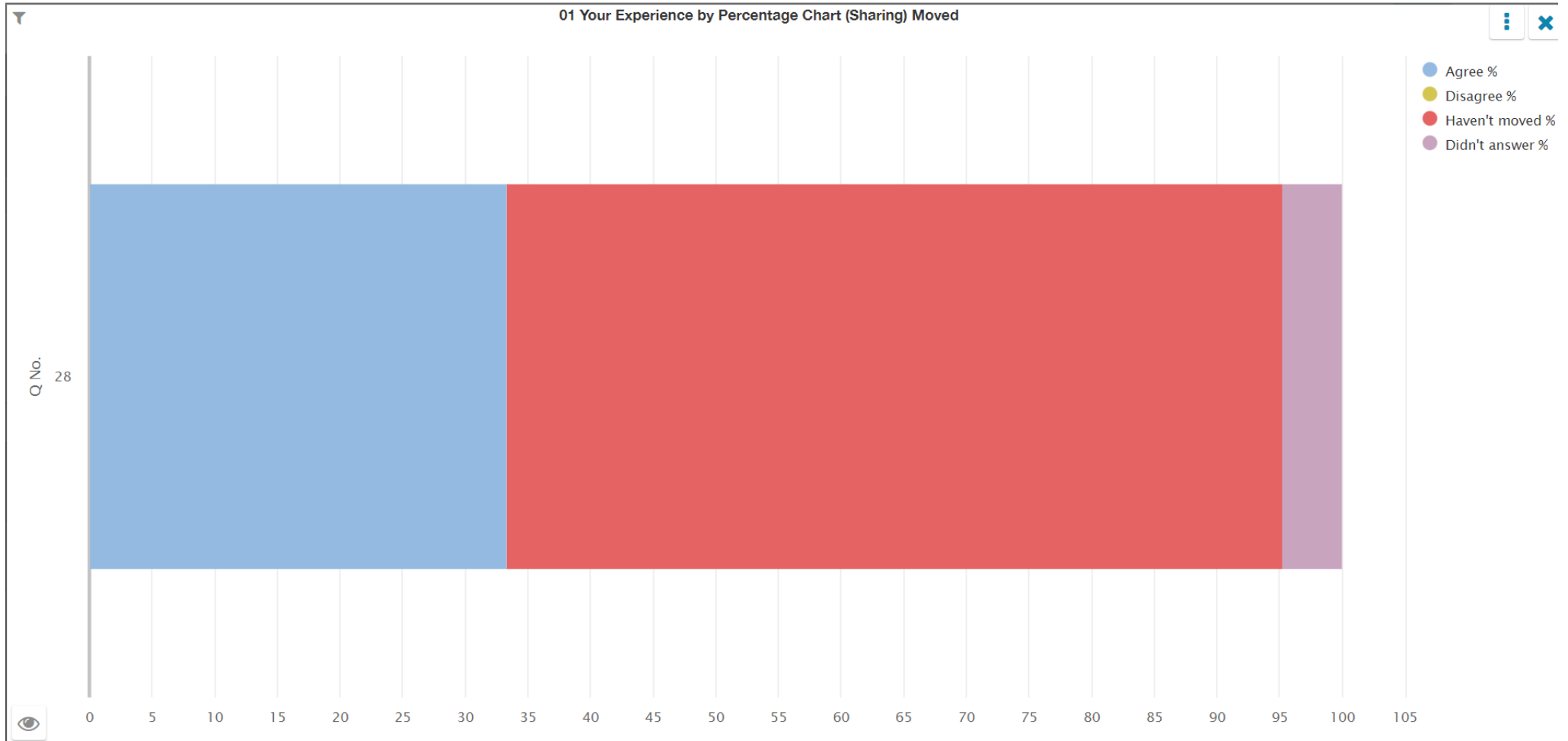
| Q No. | Question                                | Response Count | Agree % | Disagree % | Never experienced % | Didn't answer % |
|-------|---|----------------|---------|------------|---------------------|-----------------|
| 27    | My school deals well with any bullying. | 21             | 66.67   | 14.29      | 19.05               | 0.00            |

01 Your experience by percentage chart (sharing) bullying



| Q No. | Question  | Response Count | Agree % | Disagree % | Haven't moved % | Didn't answer % |
|-------|---|----------------|---------|------------|-----------------|-----------------|
| 28    | I was well supported if I moved to a new school within the last year. | 21             | 33.33   | 0.00       | 61.9            | 4.76            |

01 Your experience by percentage chart (sharing) moved



## Questionnaire for parents/carers of children in primary stages (04)

## 04 Your experience by percentage (sharing)

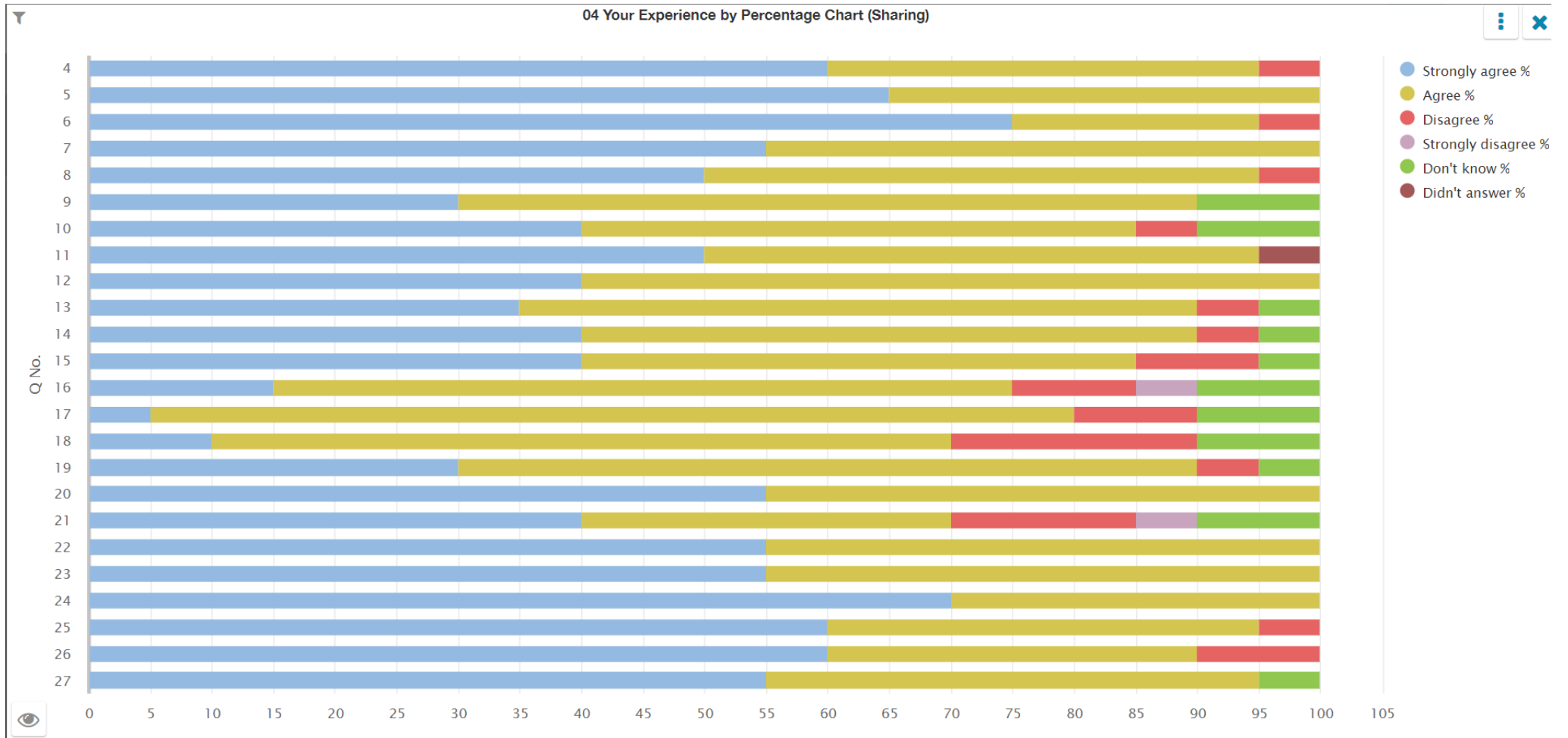
| Q No. | Question   | Response Count | Strongly agree % | Agree % | Disagree % | Strongly disagree % | Don't know % | Didn't answer % |
|-------|--|----------------|------------------|---------|------------|---------------------|--------------|-----------------|
| 4     | My child likes being at this school.   | 20             | 60               | 35      | 5          | 0.00                | 0.00         | 0.00            |
| 5     | Staff treat my child fairly and with respect.  | 20             | 65               | 35      | 0.00       | 0.00                | 0.00         | 0.00            |
| 6     | I feel that my child is safe at the school.  | 20             | 75               | 20      | 5          | 0.00                | 0.00         | 0.00            |
| 7     | The school helps my child to feel confident.   | 20             | 55               | 45      | 0.00       | 0.00                | 0.00         | 0.00            |
| 8     | I feel staff really know my child as an individual.  | 20             | 50               | 45      | 5          | 0.00                | 0.00         | 0.00            |
| 9     | My child finds their learning activities hard enough.  | 20             | 30               | 60      | 0.00       | 0.00                | 10           | 0.00            |
| 10    | My child receives the help he/she needs to do well.  | 20             | 40               | 45      | 5          | 0.00                | 10           | 0.00            |
| 11    | My child is encouraged by the school to be healthy and take regular exercise.  | 20             | 50               | 45      | 0.00       | 0.00                | 0.00         | 5               |
| 12    | The school supports my child's emotional wellbeing.  | 20             | 40               | 60      | 0.00       | 0.00                | 0.00         | 0.00            |
| 13    | My child is making good progress at the school.  | 20             | 35               | 55      | 5          | 0.00                | 5            | 0.00            |
| 14    | I receive helpful, regular feedback about how my child is learning and developing e.g. informal feedback, reports and learning profiles. | 20             | 40               | 50      | 5          | 0.00                | 5            | 0.00            |
| 15    | The information I receive about how my child is doing reaches me at the right time.  | 20             | 40               | 45      | 10         | 0.00                | 5            | 0.00            |
| 16    | I understand how my child's progress is assessed.  | 20             | 15               | 60      | 10         | 5                   | 10           | 0.00            |
| 17    | The school gives me advice on how to support my child's learning at home.  | 20             | 5                | 75      | 10         | 0.00                | 10           | 0.00            |
| 18    | The school organises activities where my child and I can learn together.   | 20             | 10               | 60      | 20         | 0.00                | 10           | 0.00            |
| 19    | The school takes my views into account when making changes.  | 20             | 30               | 60      | 5          | 0.00                | 5            | 0.00            |
| 20    | I feel comfortable approaching the school with questions, suggestions and/or a problem.  | 20             | 55               | 45      | 0.00       | 0.00                | 0.00         | 0.00            |
| 21    | I feel encouraged to be involved in the work of the Parent Council and/or parent association.  | 20             | 40               | 30      | 15         | 5                   | 10           | 0.00            |
| 22    | I am kept informed about the work of the Parent Council and/or parent association.   | 20             | 55               | 45      | 0.00       | 0.00                | 0.00         | 0.00            |



Carrutherstown Primary School SEED no: 5946123

| Q No. | Question (cont.)   | Response Count | Strongly agree % | Agree % | Disagree % | Strongly disagree % | Don't know % | Didn't answer % |
|-------|--|----------------|------------------|---------|------------|---------------------|--------------|-----------------|
| 23    | I am satisfied with the quality of teaching in the school.   | 20             | 55               | 45      | 0.00       | 0.00                | 0.00         | 0.00            |
| 24    | The school is well led and managed.                          | 20             | 70               | 30      | 0.00       | 0.00                | 0.00         | 0.00            |
| 25    | The school encourages children to treat others with respect. | 20             | 60               | 35      | 5          | 0.00                | 0.00         | 0.00            |
| 26    | I would recommend the school to other parents.               | 20             | 60               | 30      | 10         | 0.00                | 0.00         | 0.00            |
| 27    | Overall, I am satisfied with the school.                     | 20             | 55               | 40      | 0.00       | 0.00                | 5            | 0.00            |

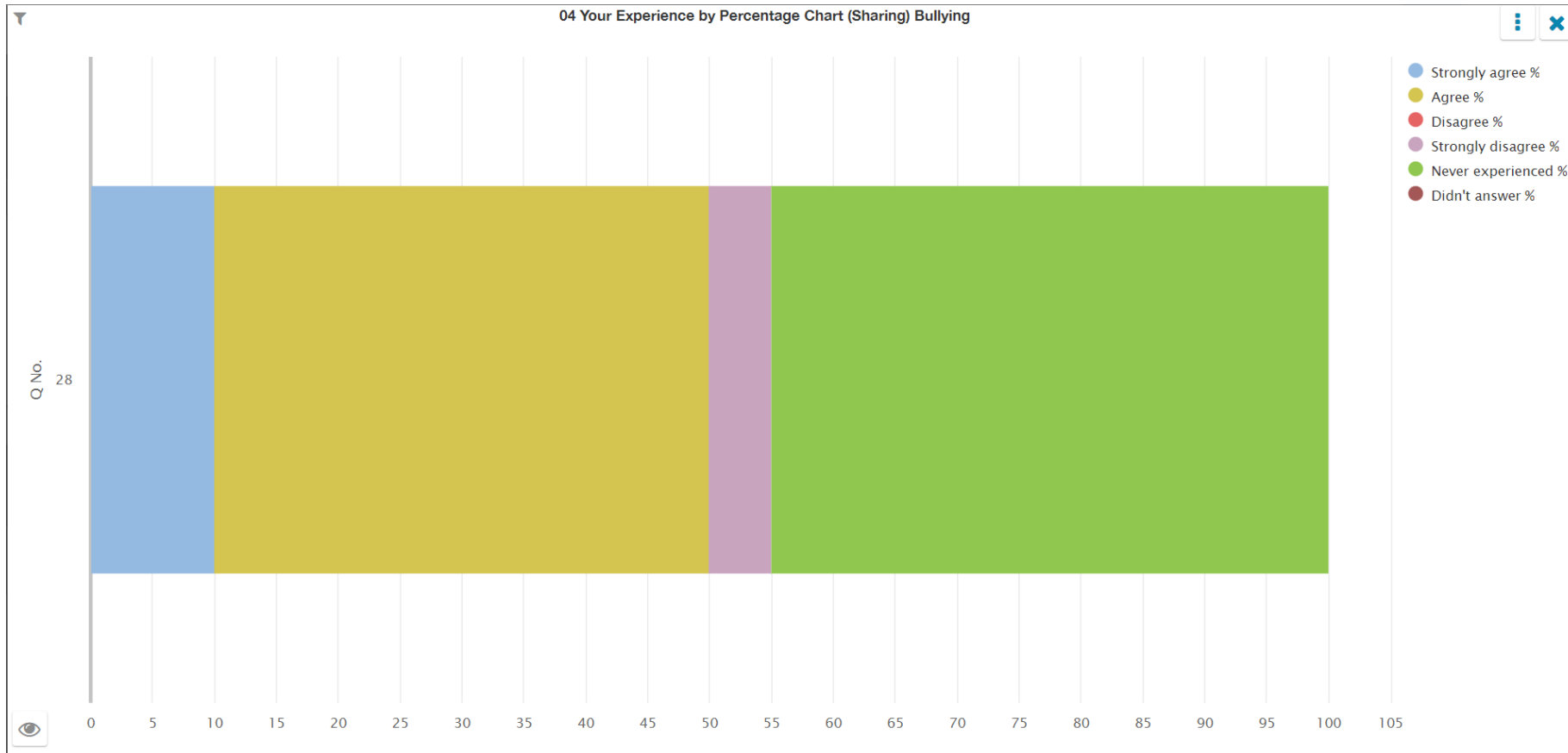
04 Your experience by percentage chart (sharing)



04 Your experience by percentage (sharing) bullying

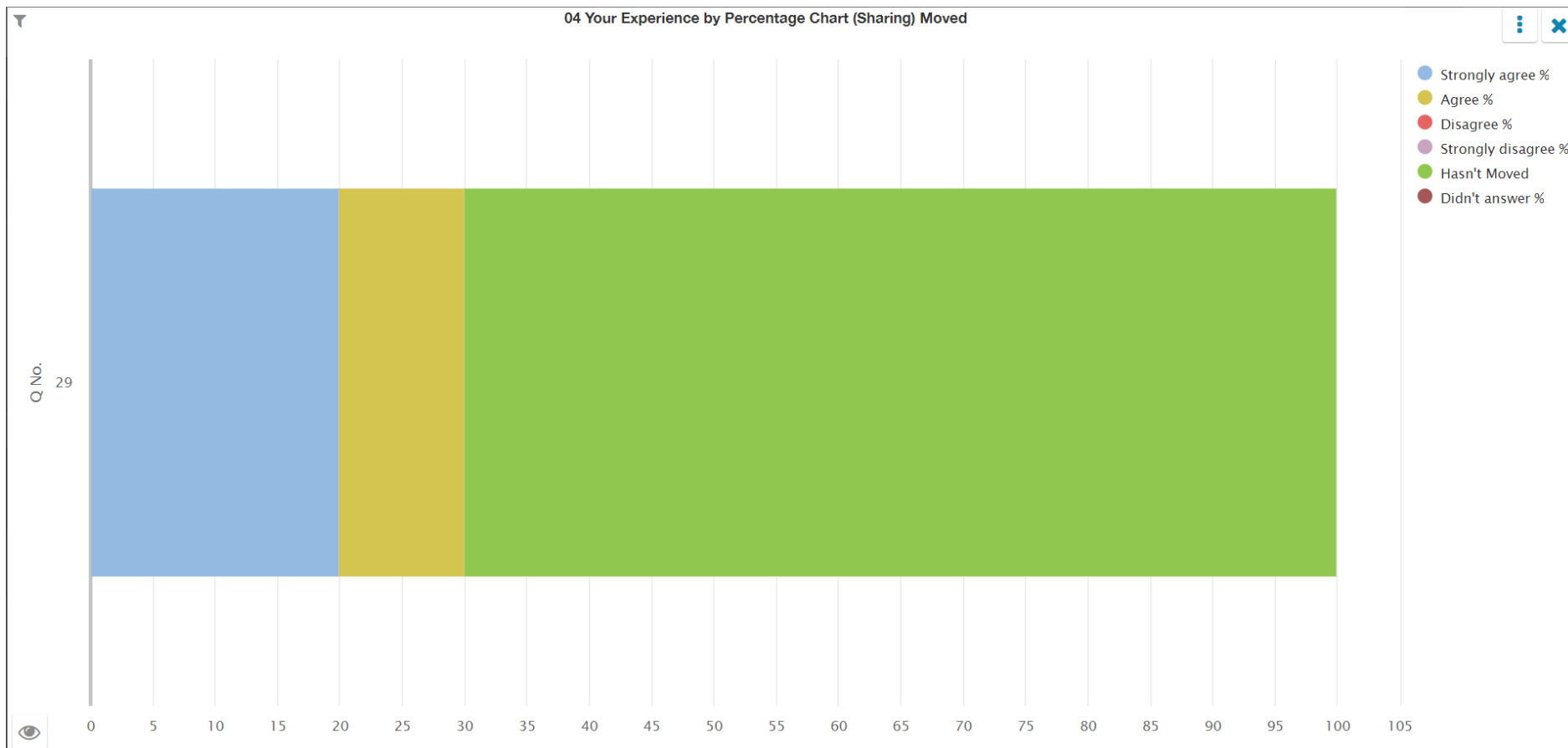
| Q No. | Question                                 | Response Count | Strongly agree % | Agree % | Disagree % | Strongly disagree % | Never experienced % | Didn't answer % |
|-------|--|----------------|------------------|---------|------------|---------------------|---------------------|-----------------|
| 28    | The school deals well with any bullying. | 20             | 10               | 40      | 0.00       | 5                   | 45                  | 0.00            |

04 Your experience by percentage chart (sharing) bullying



| Q No. | Question  | Response Count | Strongly agree % | Agree % | Disagree % | Strongly disagree % | Hasn't Moved % | Didn't answer % |
|-------|---|----------------|------------------|---------|------------|---------------------|----------------|-----------------|
| 29    | My child was well supported if they moved to a new school within the last year. | 20             | 20               | 10      | 0.00       | 0.00                | 70             | 0.00            |

#### 04 Your experience by percentage chart (sharing) moved



## Questionnaire for partners with the school (06)

## 06 Your experience by percentage (sharing)

| Q No. | Question  | Response Count | Strongly agree % | Agree % | Disagree % | Strongly disagree % | Don't know % | N/A % | Didn't answer % |
|-------|---|----------------|------------------|---------|------------|---------------------|--------------|-------|-----------------|
| 3     | My service/organisation works in partnership with the school on a regular basis.  | 12             | 33.33            | 50      | 8.33       | 0.00                | 0.00         | 8.33  | 0.00            |
| 4     | We are aware of the school's procedures for reporting child protection and safeguarding concerns.   | 12             | 50               | 33.33   | 0.00       | 0.00                | 8.33         | 0.00  | 8.33            |
| 5     | My service/organisation has a clear understanding of the school's strategies for raising attainment for all.  | 12             | 25               | 33.33   | 8.33       | 0.00                | 16.67        | 16.67 | 0.00            |
| 6     | There are effective arrangements in place for jointly planning provision with the school.   | 12             | 50               | 41.67   | 0.00       | 0.00                | 0.00         | 8.33  | 0.00            |
| 7     | There are effective arrangements for jointly delivering provision with the school.  | 12             | 50               | 41.67   | 0.00       | 0.00                | 0.00         | 8.33  | 0.00            |
| 8     | My service/organisation is involved in the school's self-evaluation of our joint work.  | 12             | 16.67            | 41.67   | 8.33       | 0.00                | 25           | 8.33  | 0.00            |
| 9     | Roles and responsibilities are clearly defined within the partnership.  | 12             | 58.33            | 41.67   | 0.00       | 0.00                | 0.00         | 0.00  | 0.00            |
| 10    | Effective arrangements are in place to evaluate the impact of our partnership working.  | 12             | 33.33            | 50      | 0.00       | 0.00                | 8.33         | 8.33  | 0.00            |
| 11    | My service/organisation is kept up to date with changes in the school which may affect the services we deliver.   | 12             | 50               | 41.67   | 0.00       | 0.00                | 0.00         | 8.33  | 0.00            |
| 12    | The school provides my service/organisation with relevant information about the needs of children and young people.   | 12             | 66.67            | 25      | 0.00       | 0.00                | 0.00         | 8.33  | 0.00            |
| 13    | Arrangements are in place to support my service/organisation to share relevant information about the progress of children and young people with the school. | 12             | 58.33            | 16.67   | 0.00       | 0.00                | 8.33         | 16.67 | 0.00            |
| 14    | The school values the contribution made by my service/organisation.   | 12             | 83.33            | 8.33    | 0.00       | 0.00                | 8.33         | 0.00  | 0.00            |
| 15    | The school actively promotes my service/organisation to potential users, as appropriate.  | 12             | 50               | 33.33   | 0.00       | 0.00                | 8.33         | 8.33  | 0.00            |

**Carrutherstown Primary School SEED no: 5946123**

| <b>Q No.</b> | <b>Question (cont.)</b>   | <b>Response Count</b> | <b>Strongly agree %</b> | <b>Agree %</b> | <b>Disagree %</b> | <b>Strongly disagree %</b> | <b>Don't know %</b> | <b>N/A %</b> | <b>Didn't answer %</b> |
|--------------|---|-----------------------|-------------------------|----------------|-------------------|----------------------------|---------------------|--------------|------------------------|
| 16           | There are opportunities to network, share practice and participate in joint training and development with the school. | 12                    | 33.33                   | 25             | 0.00              | 0.00                       | 8.33                | 33.33        | 0.00                   |
| 17           | My service/organisation has a clear understanding of the social, cultural and economic context of the school.         | 12                    | 58.33                   | 41.67          | 0.00              | 0.00                       | 0.00                | 0.00         | 0.00                   |
| 18           | Overall, partnership working with the school works well.  | 12                    | 91.67                   | 8.33           | 0.00              | 0.00                       | 0.00                | 0.00         | 0.00                   |

06 Your experience by percentage chart (sharing)

