

Bishopton Primary School

Pre-inspection questionnaire summary report Inspection week: 11 September 2023

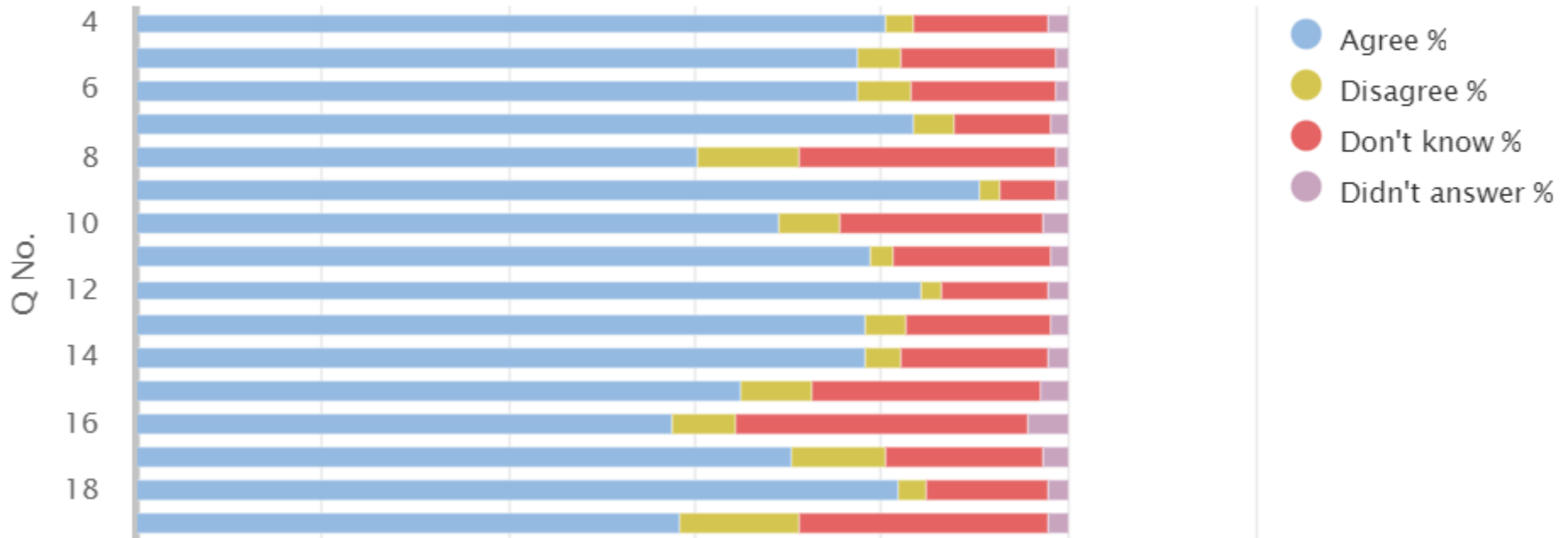
Questionnaire for children in primary stages (01)

01 Your experience by percentage (sharing)

Q No.	Question	Response Count	Agree %	Disagree %	Don't know %	Didn't answer %
4	I feel safe when I am at school.	236	80.51	2.97	14.41	2.12
5	My school helps me to feel safe.	236	77.54	4.66	16.53	1.27
6	I have someone in my school I can speak to if I am upset or worried about something.	236	77.54	5.51	15.68	1.27
7	Staff treat me fairly and with respect.	236	83.47	4.24	10.59	1.69
8	Other children treat me fairly and with respect.	236	60.17	11.02	27.54	1.27
9	My school helps me to understand and respect other people.	236	90.68	2.12	5.93	1.27
10	My school is helping me to become confident.	236	69.07	6.36	22.03	2.54
11	My school teaches me how to lead a healthy lifestyle.	236	78.81	2.54	16.95	1.69
12	There are lots of chances at my school for me to get regular exercise.	236	84.32	2.12	11.44	2.12
13	My school offers me the opportunity to take part in activities in school beyond the classroom and timetabled day.	236	78.39	4.24	15.68	1.69
14	I have the opportunity to discuss my achievements outwith school with an adult in school who knows me well.	236	78.39	3.81	15.68	2.12
15	My school listens to my views.	236	64.83	7.63	24.58	2.97
16	My school takes my views into account.	236	57.63	6.78	31.36	4.24
17	I feel comfortable approaching staff with questions or suggestions.	236	70.34	10.17	16.95	2.54
18	Staff help me to understand how I am progressing in my school work.	236	81.78	2.97	13.14	2.12
19	My homework helps me to understand and improve my work in school.	236	58.47	12.71	26.69	2.12

01 Your experience by percentage chart (sharing)

01 Your Experience by Percentage Chart (Sharing)

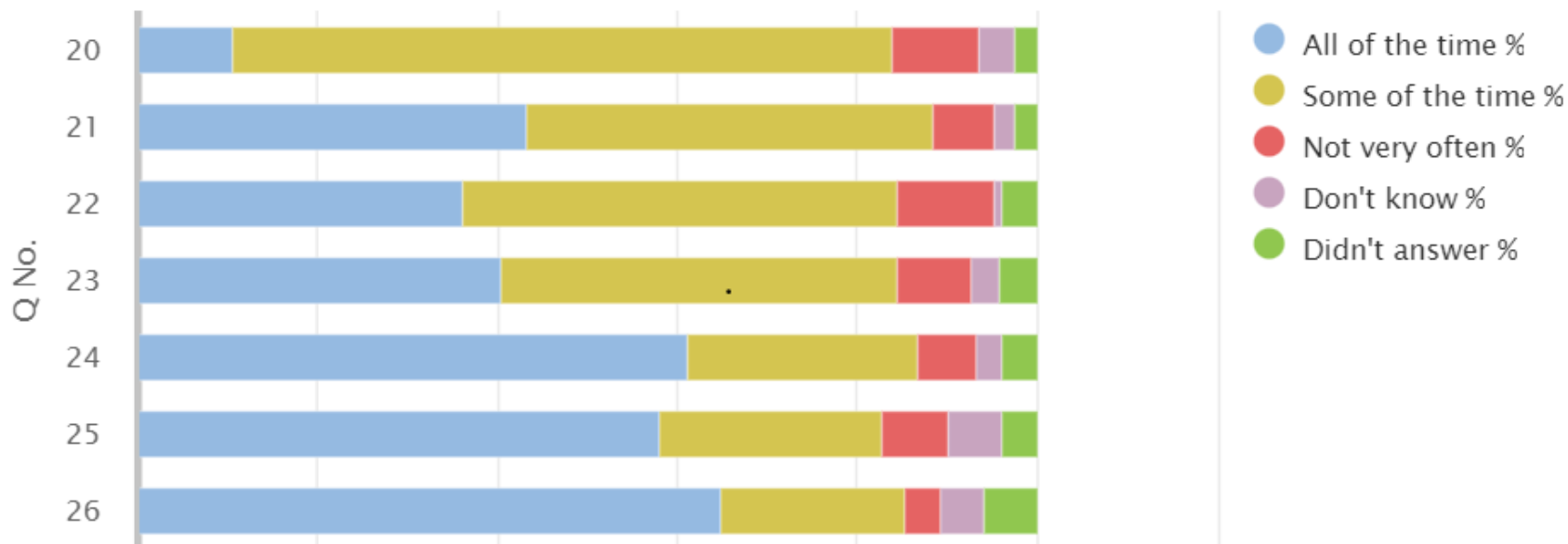


01 Your experience by percentage 2 (sharing)

Q No.	Question	Response Count	All of the time %	Some of the time %	Not very often %	Don't know %	Didn't answer %
20	Other children behave well.	236	10.59	73.31	9.75	3.81	2.54
21	My teachers ask me about what things I want to learn in school.	236	43.22	45.34	6.78	2.12	2.54
22	I enjoy learning at school.	236	36.02	48.31	11.02	0.85	3.81
23	I feel that my work in school is hard enough.	236	40.25	44.07	8.47	2.97	4.24
24	I know who to ask to get help if I find my work too hard.	236	61.02	25.85	6.36	2.97	3.81
25	I am encouraged by staff to do the best I can.	236	58.05	24.58	7.63	5.93	3.81
26	I am happy with the quality of teaching in my school.	236	64.83	20.34	4.24	4.66	5.93

01 Your experience by percentage chart (sharing)

01 Your Experience by Percentage 2 Chart (Sharing)

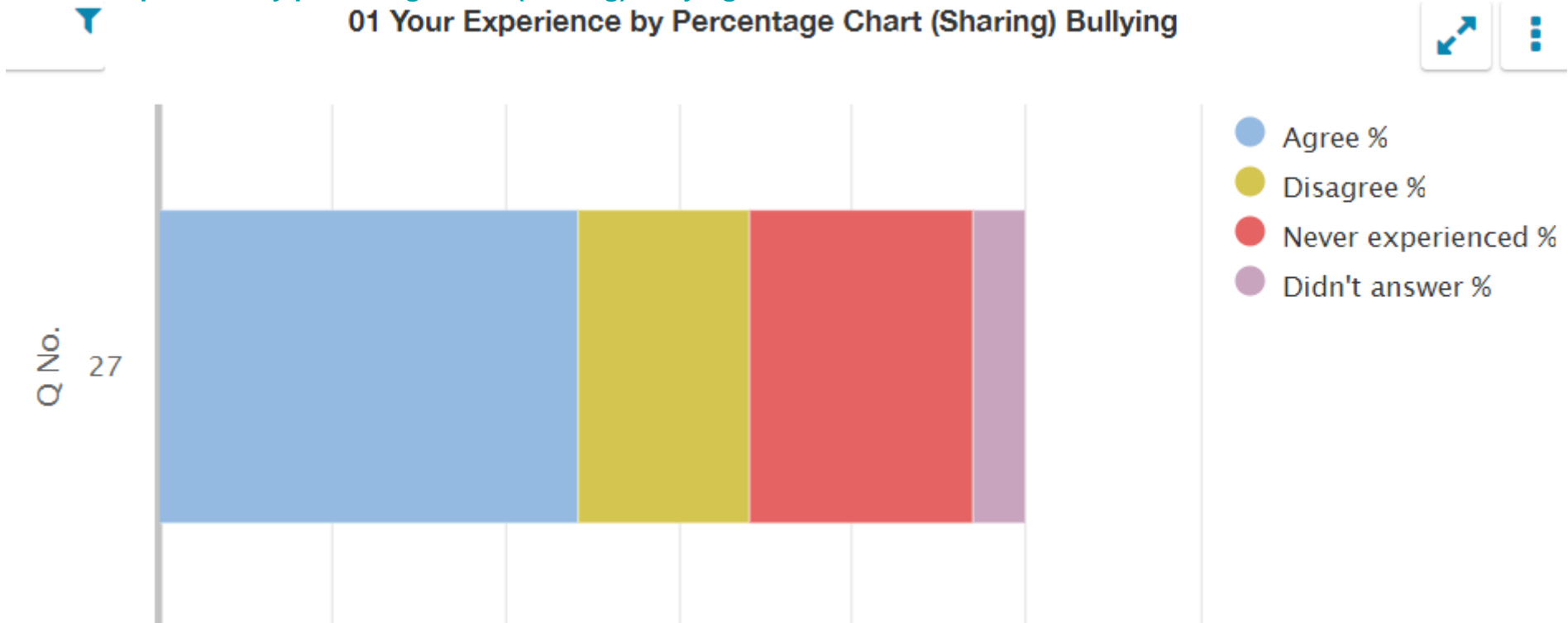


01 Your experience by percentage (sharing) bullying

Q No.	Question	Response Count	Agree %	Disagree %	Never experienced %	Didn't answer %
27	My school deals well with any bullying.	236	48.31	19.92	25.85	5.93

01 Your experience by percentage chart (sharing) bullying

01 Your Experience by Percentage Chart (Sharing) Bullying

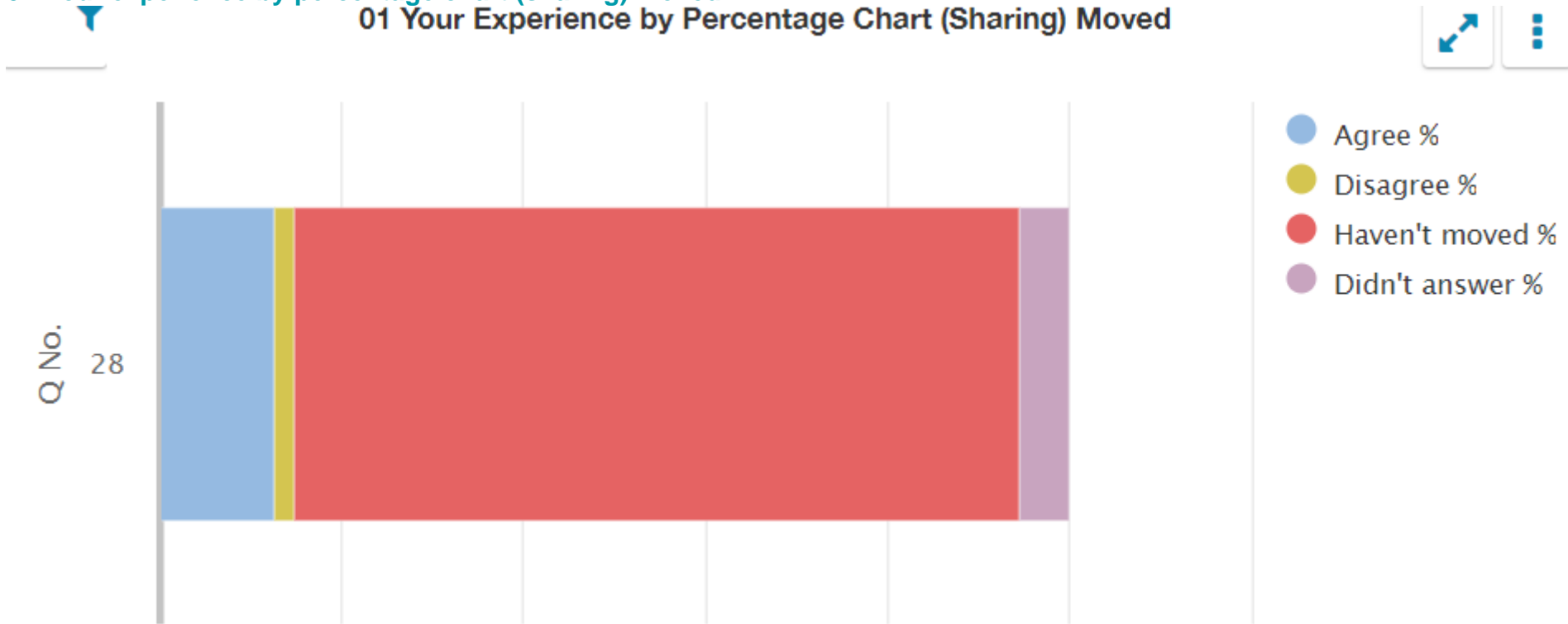


01 Your experience by percentage (sharing) moved

Q No.	Question	Response Count	Agree %	Disagree %	Haven't moved %	Didn't answer %
28	I was well supported if I moved to a new school within the last year.	236	12.71	2.12	79.66	5.51

01 Your experience by percentage chart (sharing) moved

01 Your Experience by Percentage Chart (Sharing) Moved



Questionnaire for parents/carers of children in primary stages (04)

04 Your experience by percentage (sharing)

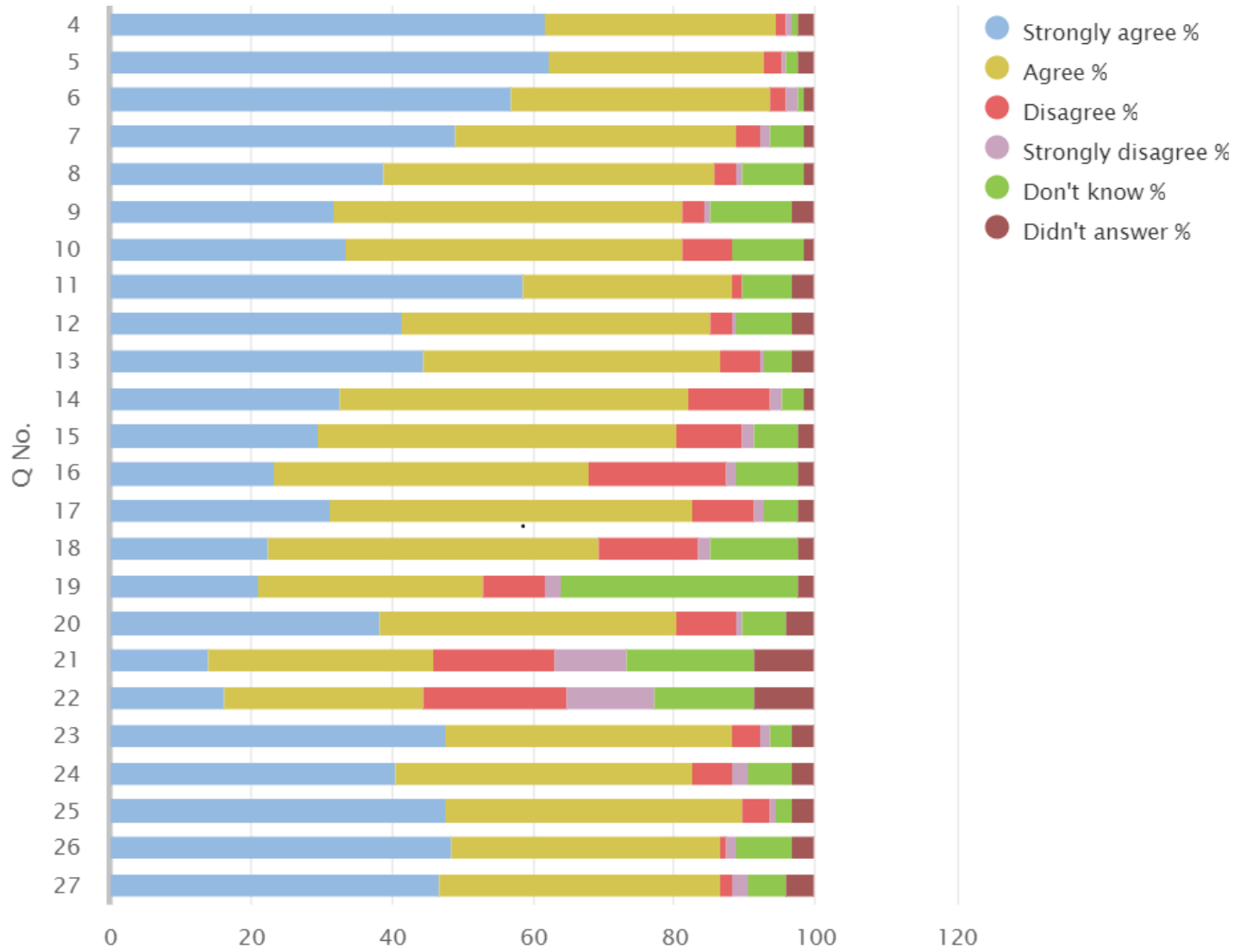
Q No.	Question	Response Count	Strongly agree %	Agree %	Disagree %	Strongly disagree %	Don't know %	Didn't answer %
4	My child likes being at this school.	128	61.72	32.81	1.56	0.78	0.78	2.34
5	Staff treat my child fairly and with respect.	128	62.5	30.47	2.34	0.78	1.56	2.34
6	I feel that my child is safe at the school.	128	57.03	36.72	2.34	1.56	0.78	1.56
7	The school helps my child to feel confident.	128	49.22	39.84	3.13	1.56	4.69	1.56
8	I feel staff really know my child as an individual.	128	39.06	46.88	3.13	0.78	8.59	1.56
9	My child finds their learning activities hard enough.	128	32.03	49.22	3.13	0.78	11.72	3.13
10	My child receives the help he/she needs to do well.	128	33.59	47.66	7.03	0.00	10.16	1.56
11	My child is encouraged by the school to be healthy and take regular exercise.	128	58.59	29.69	1.56	0.00	7.03	3.13
12	The school supports my child's emotional wellbeing.	128	41.41	43.75	3.13	0.78	7.81	3.13
13	My child is making good progress at the school.	128	44.53	42.19	5.47	0.78	3.91	3.13
14	I receive helpful, regular feedback about how my child is learning and developing e.g. informal feedback, reports and learning profiles.	128	32.81	49.22	11.72	1.56	3.13	1.56
15	The information I receive about how my child is doing reaches me at the right time.	128	29.69	50.78	9.38	1.56	6.25	2.34
16	I understand how my child's progress is assessed.	128	23.44	44.53	19.53	1.56	8.59	2.34
17	The school gives me advice on how to support my child's learning at home.	128	31.25	51.56	8.59	1.56	4.69	2.34
18	The school organises activities where my child and I can learn together.	128	22.66	46.88	14.06	1.56	12.5	2.34
19	The school takes my views into account when making changes.	128	21.09	32.03	8.59	2.34	33.59	2.34
20	I feel comfortable approaching the school with questions, suggestions and/or a problem.	128	38.28	42.19	8.59	0.78	6.25	3.91
21	I feel encouraged to be involved in the work of the Parent Council and/or parent association.	128	14.06	32.03	17.19	10.16	17.97	8.59
22	I am kept informed about the work of the Parent Council and/or parent association.	128	16.41	28.13	20.31	12.5	14.06	8.59

Q No.	Question (cont.)	Response Count	Strongly agree %	Agree %	Disagree %	Strongly disagree %	Don't know %	Didn't answer %
23	I am satisfied with the quality of teaching in the school.	128	47.66	40.63	3.91	1.56	3.13	3.13
24	The school is well led and managed.	128	40.63	42.19	5.47	2.34	6.25	3.13
25	The school encourages children to treat others with respect.	128	47.66	42.19	3.91	0.78	2.34	3.13
26	I would recommend the school to other parents.	128	48.44	38.28	0.78	1.56	7.81	3.13
27	Overall, I am satisfied with the school.	128	46.88	39.84	1.56	2.34	5.47	3.91

04 Your experience by percentage chart (sharing)



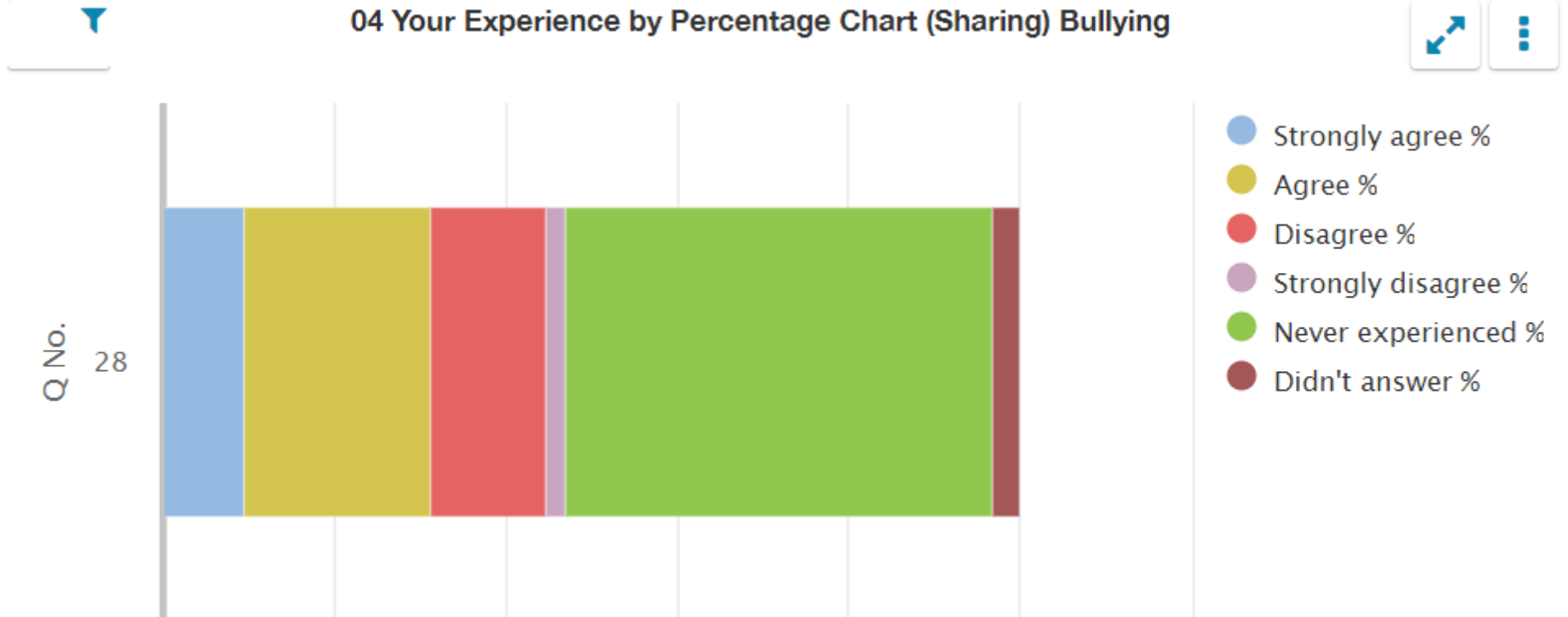
04 Your Experience by Percentage Chart (Sharing)



04 Your experience by percentage (sharing) bullying

Q No.	Question	Response Count	Strongly agree %	Agree %	Disagree %	Strongly disagree %	Never experienced %	Didn't answer %
28	The school deals well with any bullying.	128	9.38	21.88	13.28	2.34	50	3.13

04 Your experience by percentage chart (sharing) bullying



Questionnaire for partners with the school (06)

06 Your experience by percentage (sharing)

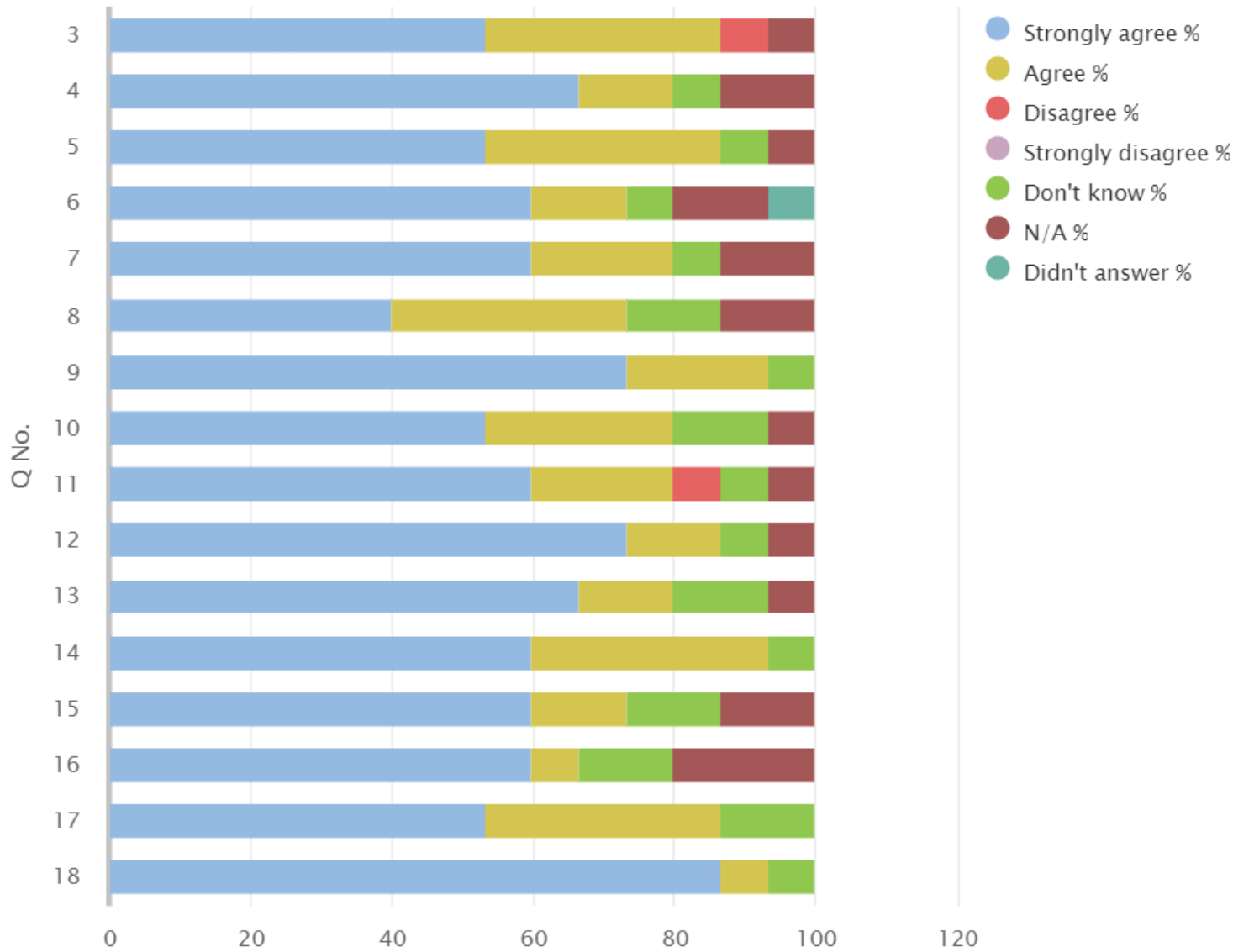
Q No.	Question	Response Count	Strongly agree %	Agree %	Disagree %	Strongly disagree %	Don't know %	N/A %	Didn't answer %
3	My service/organisation works in partnership with the school on a regular basis.	15	53.33	33.33	6.67	0.00	0.00	6.67	0.00
4	We are aware of the school's procedures for reporting child protection and safeguarding concerns.	15	66.67	13.33	0.00	0.00	6.67	13.33	0.00
5	My service/organisation has a clear understanding of the school's strategies for raising attainment for all.	15	53.33	33.33	0.00	0.00	6.67	6.67	0.00
6	There are effective arrangements in place for jointly planning provision with the school.	15	60	13.33	0.00	0.00	6.67	13.33	6.67
7	There are effective arrangements for jointly delivering provision with the school.	15	60	20	0.00	0.00	6.67	13.33	0.00
8	My service/organisation is involved in the school's self-evaluation of our joint work.	15	40	33.33	0.00	0.00	13.33	13.33	0.00
9	Roles and responsibilities are clearly defined within the partnership.	15	73.33	20	0.00	0.00	6.67	0.00	0.00
10	Effective arrangements are in place to evaluate the impact of our partnership working.	15	53.33	26.67	0.00	0.00	13.33	6.67	0.00
11	My service/organisation is kept up to date with changes in the school which may affect the services we deliver.	15	60	20	6.67	0.00	6.67	6.67	0.00
12	The school provides my service/organisation with relevant information about the needs of children and young people.	15	73.33	13.33	0.00	0.00	6.67	6.67	0.00
13	Arrangements are in place to support my service/organisation to share relevant information about the progress of children and young people with the school.	15	66.67	13.33	0.00	0.00	13.33	6.67	0.00
14	The school values the contribution made by my service/organisation.	15	60	33.33	0.00	0.00	6.67	0.00	0.00

Q No.	Question (cont.)	Response Count	Strongly agree %	Agree %	Disagree %	Strongly disagree %	Don't know %	N/A %	Didn't answer %
15	The school actively promotes my service/organisation to potential users, as appropriate.	15	60	13.33	0.00	0.00	13.33	13.33	0.00
16	There are opportunities to network, share practice and participate in joint training and development with the school.	15	60	6.67	0.00	0.00	13.33	20	0.00
17	My service/organisation has a clear understanding of the social, cultural and economic context of the school.	15	53.33	33.33	0.00	0.00	13.33	0.00	0.00
18	Overall, partnership working with the school works well.	15	86.67	6.67	0.00	0.00	6.67	0.00	0.00

06 Your experience by percentage chart (sharing)



06 Your Experience by Percentage Chart (Sharing)



Questionnaire for school teachers (10)

10 Your experience by percentage (sharing)

Q No.	Question	Response Count	Strongly agree %	Agree %	Disagree %	Strongly disagree %	Don't know %	N/A %	Didn't answer %
2	I find it rewarding to be a member of staff at this school.	22	59.09	36.36	0.00	0.00	4.55	0.00	0.00
3	I feel a valued part of the school's community.	22	72.73	22.73	0.00	0.00	4.55	0.00	0.00
4	I am encouraged to learn and share practice with colleagues from other schools.	22	63.64	31.82	0.00	0.00	4.55	0.00	0.00
5	I am given the opportunity to learn and share practice with colleagues from other schools.	22	54.55	40.91	0.00	0.00	4.55	0.00	0.00
6	I have a clear understanding of the social, cultural and economic context of the school.	22	59.09	36.36	0.00	0.00	4.55	0.00	0.00
7	I feel appropriately supported by the school to undertake my role.	22	63.64	31.82	0.00	0.00	4.55	0.00	0.00
8	I am supported to engage in professional learning.	22	77.27	13.64	0.00	0.00	4.55	0.00	4.55
9	My professional learning enables me to reflect on and improve my practice.	22	72.73	22.73	0.00	0.00	4.55	0.00	0.00
10	I have regular opportunities to undertake leadership roles.	22	36.36	36.36	0.00	0.00	4.55	13.64	9.09
11	I have opportunities to be involved in agreeing priorities for the school.	22	45.45	45.45	0.00	0.00	4.55	4.55	0.00
12	I am actively involved in the school's ongoing self-evaluation.	22	68.18	27.27	0.00	0.00	4.55	0.00	0.00
13	GTCS standards are used to support professional dialogue.	22	45.45	45.45	0.00	0.00	4.55	4.55	0.00
14	I use information, including data, effectively to identify and reduce inequalities in children's and young people's outcomes.	22	59.09	36.36	0.00	0.00	4.55	0.00	0.00
15	I understand how to apply the school's procedures relating to child protection and safeguarding.	22	77.27	22.73	0.00	0.00	0.00	0.00	0.00
16	The school's vision and values underpins my work.	22	63.64	31.82	0.00	0.00	4.55	0.00	0.00
17	Staff treat all children and young people fairly and with respect.	22	86.36	9.09	0.00	0.00	4.55	0.00	0.00

Q No.	Question (cont.)	Response Count	Strongly agree %	Agree %	Disagree %	Strongly disagree %	Don't know %	N/A %	Didn't answer %
18	Colleagues treat each other with respect.	22	68.18	27.27	0.00	0.00	4.55	0.00	0.00
19	Children and young people are encouraged and supported to treat others with respect.	22	81.82	13.64	0.00	0.00	4.55	0.00	0.00
20	Children and young people are well behaved.	22	31.82	63.64	0.00	0.00	4.55	0.00	0.00
21	The school deals effectively with any bullying.	22	36.36	63.64	0.00	0.00	0.00	0.00	0.00
22	I am provided with feedback when I report an incident.	22	27.27	54.55	0.00	0.00	4.55	13.64	0.00
23	Staff at all levels within the school communicate effectively with each other.	22	27.27	68.18	0.00	0.00	4.55	0.00	0.00
24	The school's arrangements for engaging parents in their child's learning are effective.	22	54.55	40.91	0.00	0.00	4.55	0.00	0.00
25	The school is well led and managed.	22	63.64	27.27	0.00	0.00	4.55	4.55	0.00
26	Collaborative working across the school is effective in taking forward improvement.	22	77.27	18.18	0.00	0.00	4.55	0.00	0.00
27	Children and young people are engaged in their learning.	22	45.45	50	0.00	0.00	4.55	0.00	0.00
28	I give children and young people regular feedback which helps them to progress.	22	63.64	31.82	0.00	0.00	4.55	0.00	0.00
29	Children and young people are provided with experiences which meet their learning needs.	22	68.18	27.27	0.00	0.00	4.55	0.00	0.00
30	Children and young people are involved in talking about and planning their learning.	22	63.64	31.82	0.00	0.00	4.55	0.00	0.00
31	Children and young people are involved in setting their learning targets.	22	27.27	68.18	0.00	0.00	4.55	0.00	0.00
32	Children and young people have the opportunity to lead their learning.	22	45.45	50	0.00	0.00	4.55	0.00	0.00
33	I receive appropriate support for planning, preparation and assessment.	22	45.45	45.45	0.00	0.00	4.55	4.55	0.00
34	The school has effective strategies to support children and young people with their learning, including those requiring additional support.	22	50	45.45	0.00	0.00	4.55	0.00	0.00
35	Staff have a shared understanding of their 'responsibility of all' in literacy and numeracy and health and wellbeing.	22	63.64	31.82	0.00	0.00	4.55	0.00	0.00

Q No.	Question (cont.)	Response Count	Strongly agree %	Agree %	Disagree %	Strongly disagree %	Don't know %	N/A %	Didn't answer %
36	Moderation activities are helping me to make sound professional judgements.	22	18.18	72.73	0.00	0.00	4.55	4.55	0.00
37	I have regular opportunities to help shape the curriculum through discussions with colleagues, parents and partners.	22	45.45	50	0.00	0.00	4.55	0.00	0.00
38	I am aware of and involved in the school's strategies for raising attainment for all.	22	68.18	27.27	0.00	0.00	4.55	0.00	0.00

10 Your experience by percentage chart (sharing)

