

## **Northfield Academy**

# **Pre-inspection questionnaire summary report**

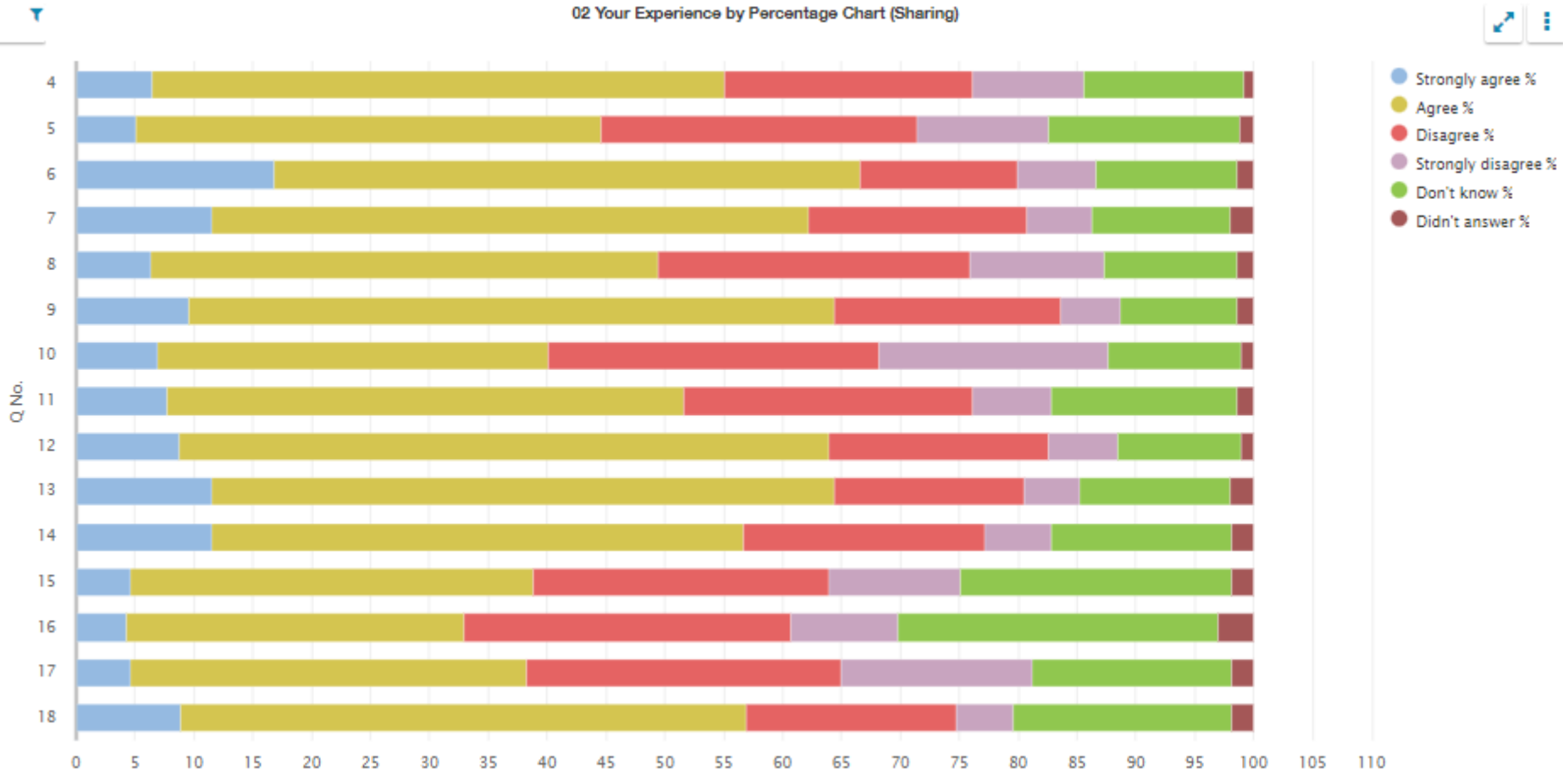
## **Inspection week: 9 January 2023**

## Questionnaire for young people in secondary stages (02)

### 02 Your experience by percentage (sharing)

| Q No. | Question  | Response Count | Strongly agree % | Agree % | Disagree % | Strongly disagree % | Don't know % | Didn't answer % |
|-------|---|----------------|------------------|---------|------------|---------------------|--------------|-----------------|
| 4     | I feel safe when I am at school.  | 494            | 6.48             | 48.58   | 21.05      | 9.51                | 13.56        | 0.81            |
| 5     | My school helps me to feel safe.  | 494            | 5.06             | 39.47   | 26.92      | 11.13               | 16.19        | 1.21            |
| 6     | I have someone in my school I can speak to if I am upset or worried about something.                              | 494            | 16.8             | 49.8    | 13.36      | 6.68                | 11.94        | 1.42            |
| 7     | Staff treat me fairly and with respect.   | 494            | 11.54            | 50.61   | 18.62      | 5.47                | 11.74        | 2.02            |
| 8     | Other young people treat me fairly and with respect.  | 494            | 6.28             | 43.12   | 26.52      | 11.34               | 11.34        | 1.42            |
| 9     | My school helps me to understand and respect other people.  | 494            | 9.51             | 54.86   | 19.23      | 5.06                | 9.92         | 1.42            |
| 10    | My school is helping me to become confident.  | 494            | 6.88             | 33.2    | 28.14      | 19.43               | 11.34        | 1.01            |
| 11    | My school teaches me how to lead a healthy lifestyle.   | 494            | 7.69             | 43.93   | 24.49      | 6.68                | 15.79        | 1.42            |
| 12    | There are lots of chances at my school for me to get regular exercise.  | 494            | 8.7              | 55.26   | 18.62      | 5.87                | 10.53        | 1.01            |
| 13    | My school offers me the opportunity to take part in activities in school beyond the classroom and timetabled day. | 494            | 11.54            | 52.83   | 16.19      | 4.66                | 12.75        | 2.02            |
| 14    | I have the opportunity to discuss my achievements outwith school with an adult in school who knows me well.       | 494            | 11.54            | 45.14   | 20.45      | 5.67                | 15.38        | 1.82            |
| 15    | My school listens to my views.  | 494            | 4.66             | 34.21   | 25.1       | 11.13               | 23.08        | 1.82            |
| 16    | My school takes my views into account.  | 494            | 4.25             | 28.74   | 27.73      | 9.11                | 27.13        | 3.04            |
| 17    | My homework helps me to understand and improve my work in school.   | 494            | 4.66             | 33.6    | 26.72      | 16.19               | 17           | 1.82            |
| 18    | I was given good advice to make choices about taking the subjects that are right for me.                          | 494            | 8.91             | 47.98   | 17.81      | 4.86                | 18.62        | 1.82            |

### 02 Your experience by percentage chart (sharing)

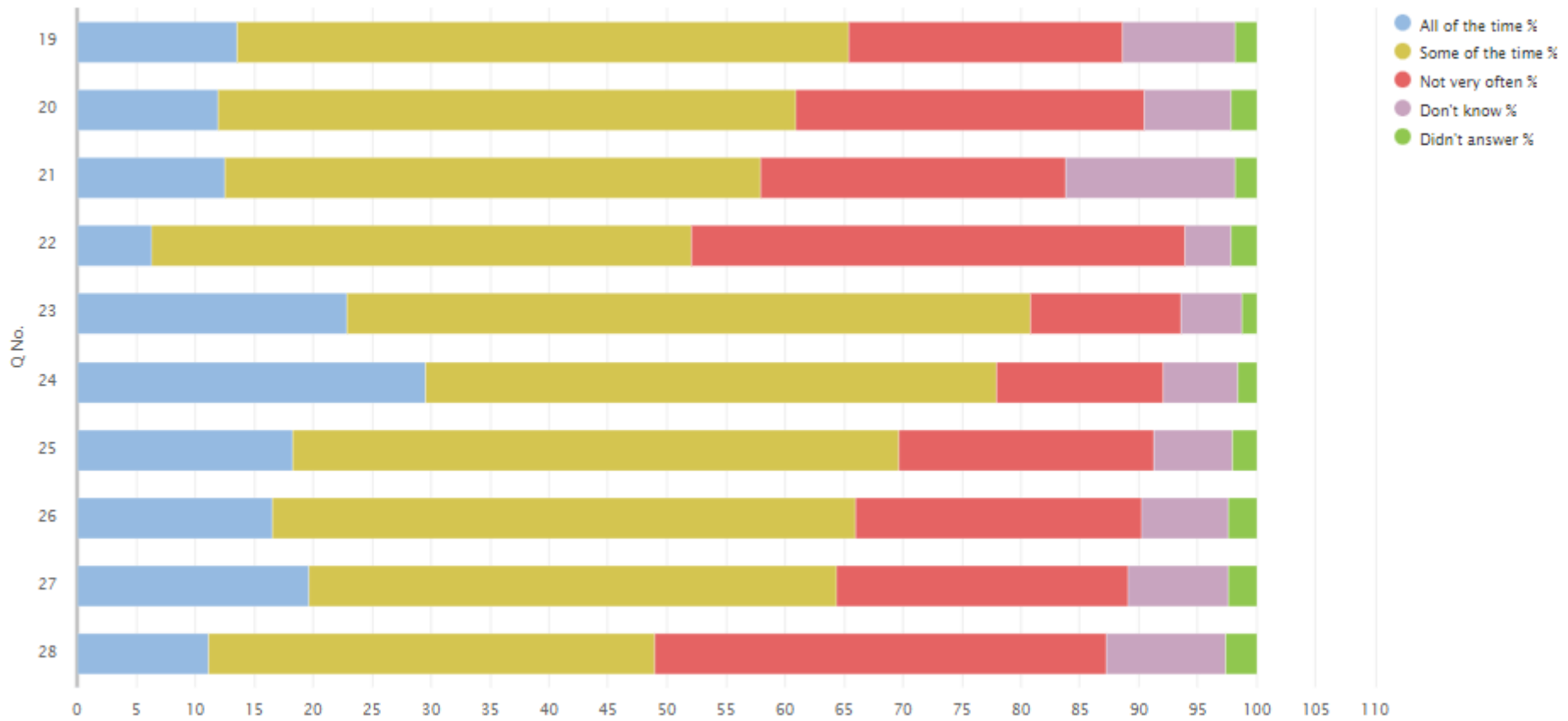


## 02 Your experience by percentage 2 (sharing)

| Q No. | Question  | Response Count | All of the time % | Some of the time % | Not very often % | Don't know % | Didn't answer % |
|-------|---|----------------|-------------------|--------------------|------------------|--------------|-----------------|
| 19    | Staff help young people to be responsible for their own behaviour.  | 494            | 13.56             | 51.82              | 23.28            | 9.51         | 1.82            |
| 20    | I feel comfortable approaching staff with questions or suggestions. | 494            | 11.94             | 48.99              | 29.55            | 7.29         | 2.23            |
| 21    | I am given the opportunity to influence what and how I learn.       | 494            | 12.55             | 45.34              | 25.91            | 14.37        | 1.82            |
| 22    | I enjoy learning at school.   | 494            | 6.28              | 45.75              | 41.9             | 3.85         | 2.23            |
| 23    | I feel that my work in school is hard enough.                       | 494            | 22.87             | 57.89              | 12.75            | 5.26         | 1.21            |
| 24    | I know who to ask to get help if I find my work too hard.           | 494            | 29.55             | 48.38              | 14.17            | 6.28         | 1.62            |
| 25    | Staff help me to understand how I am progressing in my school work. | 494            | 18.22             | 51.42              | 21.66            | 6.68         | 2.02            |
| 26    | The feedback I receive on my work helps me to improve my learning.  | 494            | 16.6              | 49.39              | 24.29            | 7.29         | 2.43            |
| 27    | I am encouraged by staff to do the best I can.                      | 494            | 19.64             | 44.74              | 24.7             | 8.5          | 2.43            |
| 28    | I am happy with the quality of teaching in my school.               | 494            | 11.13             | 37.85              | 38.26            | 10.12        | 2.63            |

### 02 Your experience by percentage 2 chart (sharing)

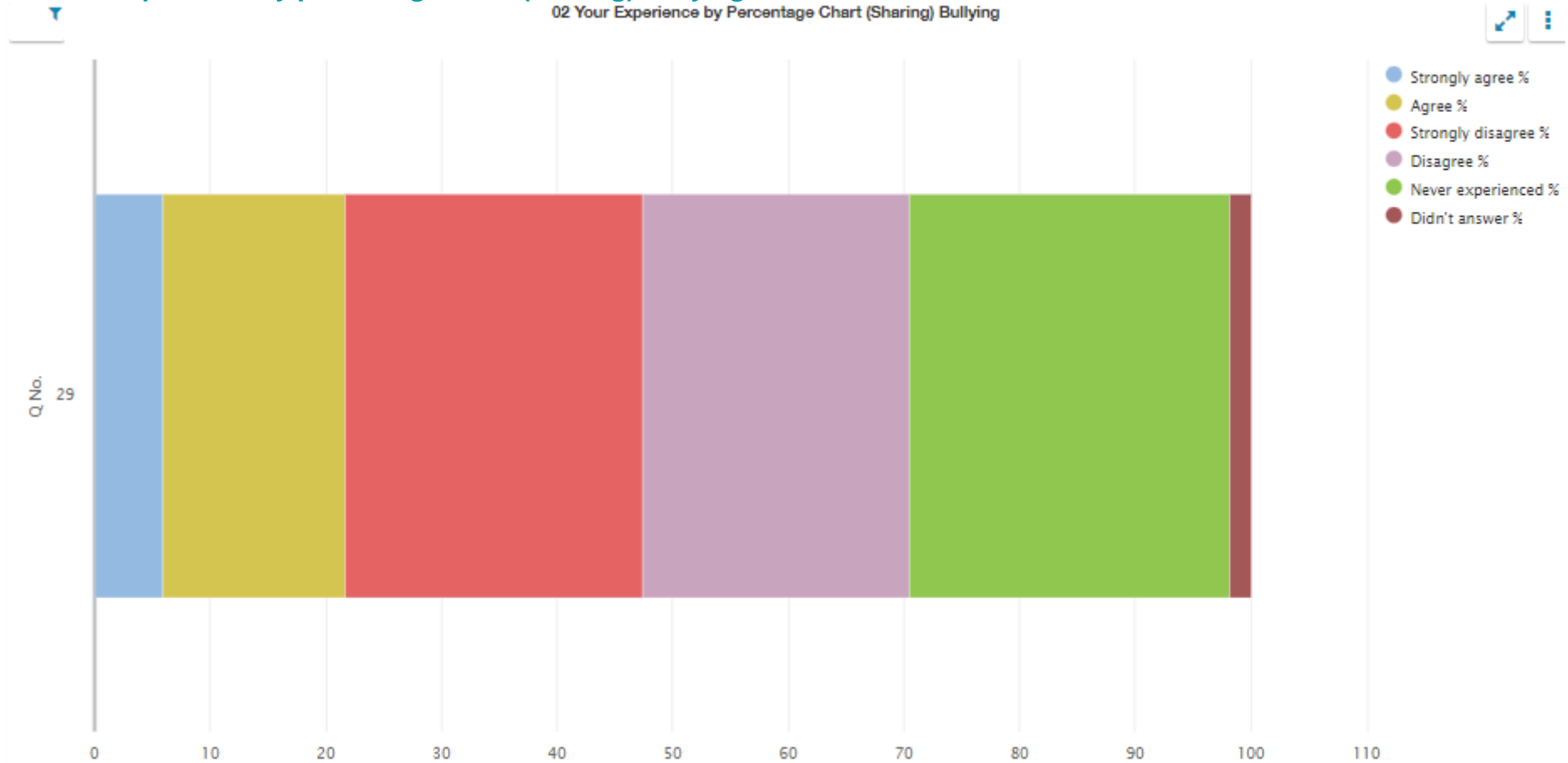
02 Your Experience by Percentage 2 Chart (Sharing)



02 Your experience by percentage (sharing) bullying

| Q No. | Question                                | Response Count | Strongly agree % | Agree % | Disagree % | Strongly disagree % | Never experienced % | Didn't answer % |
|-------|---|----------------|------------------|---------|------------|---------------------|---------------------|-----------------|
| 29    | My school deals well with any bullying. | 494            | 5.87             | 15.79   | 23.08      | 25.71               | 27.73               | 1.82            |

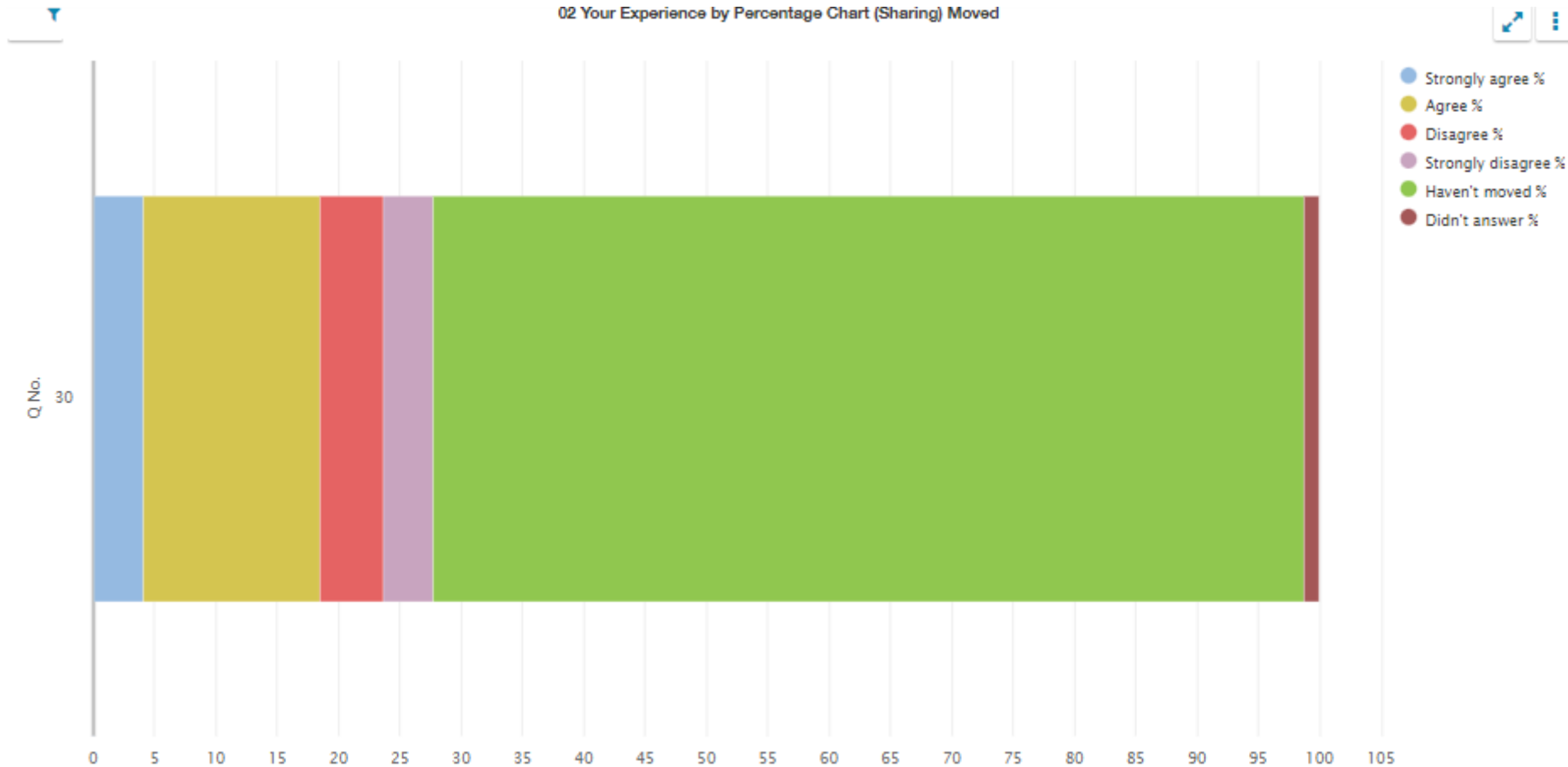
02 Your experience by percentage chart (sharing) bullying



02 Your experience by percentage (sharing) moved

| Q No. | Question  | Response Count | Strongly agree % | Agree % | Disagree % | Strongly disagree % | Haven't moved % | Didn't answer % |
|-------|---|----------------|------------------|---------|------------|---------------------|-----------------|-----------------|
| 30    | I was well supported if I moved to a new school within the last year. | 494            | 4.05             | 14.37   | 5.26       | 4.05                | 71.05           | 1.21            |

02 Your experience by percentage chart (sharing) moved



## Questionnaire for parents/carers of children in secondary stages (05)

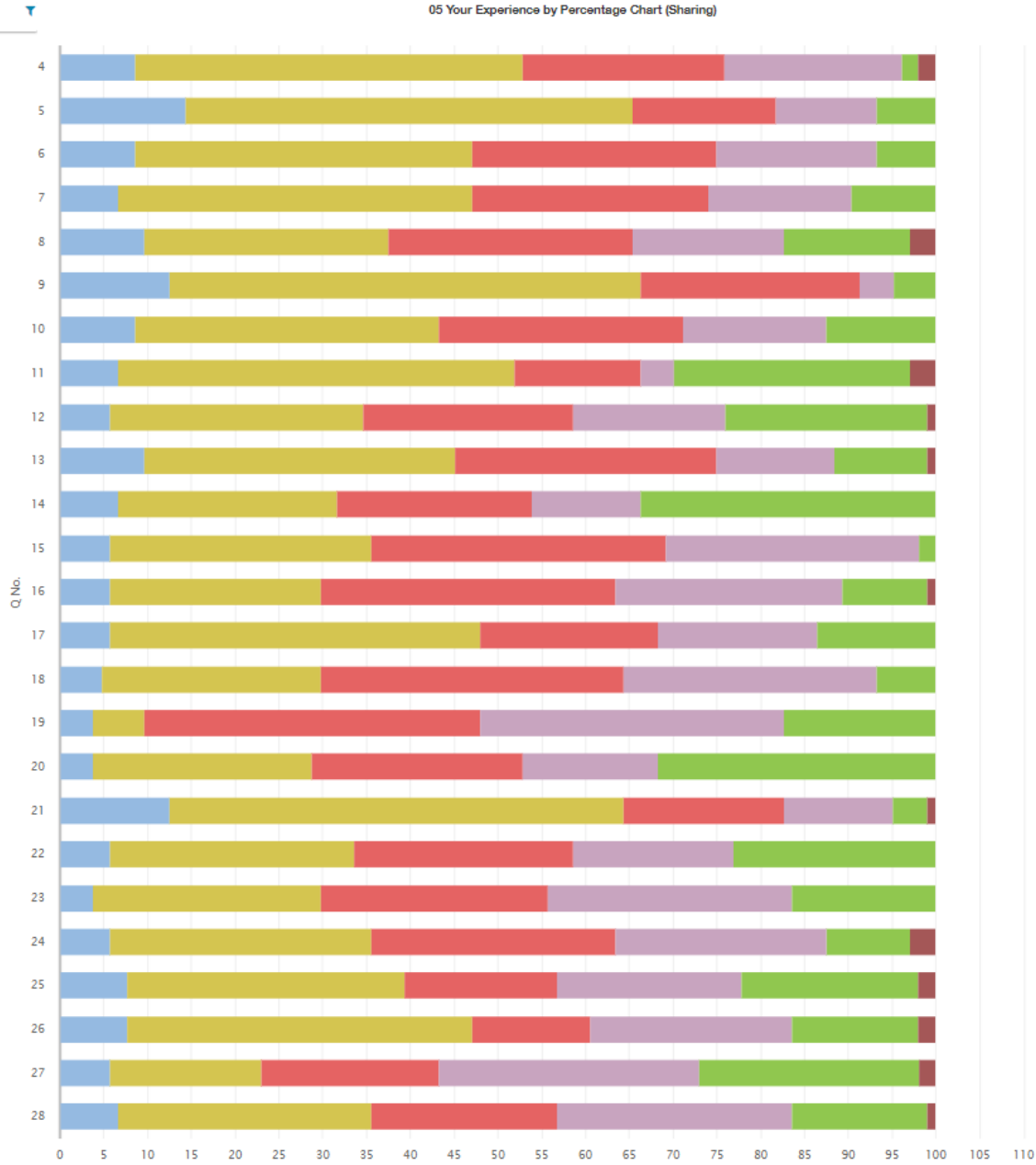
## 05 Your experience by percentage (sharing)

| Q No. | Question   | Response Count | Strongly agree % | Agree % | Disagree % | Strongly disagree % | Don't know % | Didn't answer % |
|-------|--|----------------|------------------|---------|------------|---------------------|--------------|-----------------|
| 4     | My child likes being at this school.   | 104            | 8.65             | 44.23   | 23.08      | 20.19               | 1.92         | 1.92            |
| 5     | Staff treat my child fairly and with respect.  | 104            | 14.42            | 50.96   | 16.35      | 11.54               | 6.73         | 0.00            |
| 6     | I feel that my child is safe at the school.  | 104            | 8.65             | 38.46   | 27.88      | 18.27               | 6.73         | 0.00            |
| 7     | The school helps my child to feel confident.   | 104            | 6.73             | 40.38   | 26.92      | 16.35               | 9.62         | 0.00            |
| 8     | I feel staff really know my child as an individual.  | 104            | 9.62             | 27.88   | 27.88      | 17.31               | 14.42        | 2.88            |
| 9     | My child finds their learning activities hard enough.  | 104            | 12.5             | 53.85   | 25         | 3.85                | 4.81         | 0.00            |
| 10    | My child receives the help he/she needs to do well.  | 104            | 8.65             | 34.62   | 27.88      | 16.35               | 12.5         | 0.00            |
| 11    | My child is encouraged by the school to be healthy and take regular exercise.  | 104            | 6.73             | 45.19   | 14.42      | 3.85                | 26.92        | 2.88            |
| 12    | The school supports my child's emotional wellbeing.  | 104            | 5.77             | 28.85   | 24.04      | 17.31               | 23.08        | 0.96            |
| 13    | My child is making good progress at the school.  | 104            | 9.62             | 35.58   | 29.81      | 13.46               | 10.58        | 0.96            |
| 14    | My child was well supported to make choices about taking the subjects that are right for them.   | 104            | 6.73             | 25      | 22.12      | 12.5                | 33.65        | 0.00            |
| 15    | I receive helpful, regular feedback about how my child is learning and developing e.g. informal feedback, reports and learning profiles. | 104            | 5.77             | 29.81   | 33.65      | 28.85               | 1.92         | 0.00            |
| 16    | The information I receive about how my child is doing reaches me at the right time.  | 104            | 5.77             | 24.04   | 33.65      | 25.96               | 9.62         | 0.96            |
| 17    | I understand how my child's progress is assessed.  | 104            | 5.77             | 42.31   | 20.19      | 18.27               | 13.46        | 0.00            |
| 18    | The school gives me advice on how to support my child's learning at home.  | 104            | 4.81             | 25      | 34.62      | 28.85               | 6.73         | 0.00            |
| 19    | The school organises activities where my child and I can learn together.   | 104            | 3.85             | 5.77    | 38.46      | 34.62               | 17.31        | 0.00            |
| 20    | The school takes my views into account when making changes.  | 104            | 3.85             | 25      | 24.04      | 15.38               | 31.73        | 0.00            |
| 21    | I feel comfortable approaching the school with questions, suggestions and/or a problem.  | 104            | 12.5             | 51.92   | 18.27      | 12.5                | 3.85         | 0.96            |



| Q No. | Question (cont.)  | Response Count | Strongly agree % | Agree % | Disagree % | Strongly disagree % | Don't know % | Didn't answer % |
|-------|---|----------------|------------------|---------|------------|---------------------|--------------|-----------------|
| 22    | I feel encouraged to be involved in the work of the Parent Council and/or parent association. | 104            | 5.77             | 27.88   | 25         | 18.27               | 23.08        | 0.00            |
| 23    | I am kept informed about the work of the Parent Council and/or parent association.            | 104            | 3.85             | 25.96   | 25.96      | 27.88               | 16.35        | 0.00            |
| 24    | I am satisfied with the quality of teaching in the school.                                    | 104            | 5.77             | 29.81   | 27.88      | 24.04               | 9.62         | 2.88            |
| 25    | The school is well led and managed.   | 104            | 7.69             | 31.73   | 17.31      | 21.15               | 20.19        | 1.92            |
| 26    | The school encourages young people to treat others with respect.                              | 104            | 7.69             | 39.42   | 13.46      | 23.08               | 14.42        | 1.92            |
| 27    | I would recommend the school to other parents.  | 104            | 5.77             | 17.31   | 20.19      | 29.81               | 25           | 1.92            |
| 28    | Overall, I am satisfied with the school.  | 104            | 6.73             | 28.85   | 21.15      | 26.92               | 15.38        | 0.96            |

### 05 Your experience by percentage chart (sharing)



05 Your experience by percentage (sharing) bullying

| Q No. | Question  | Response Count | Strongly agree % | Agree % | Disagree % | Strongly disagree % | Never experienced % | Didn't answer % |
|-------|---|----------------|------------------|---------|------------|---------------------|---------------------|-----------------|
| 29    | My child's school deals well with any bullying. | 104            | 3.85             | 20.19   | 21.15      | 26.92               | 26.92               | 0.96            |

05 Your experience by percentage chart (sharing) bullying

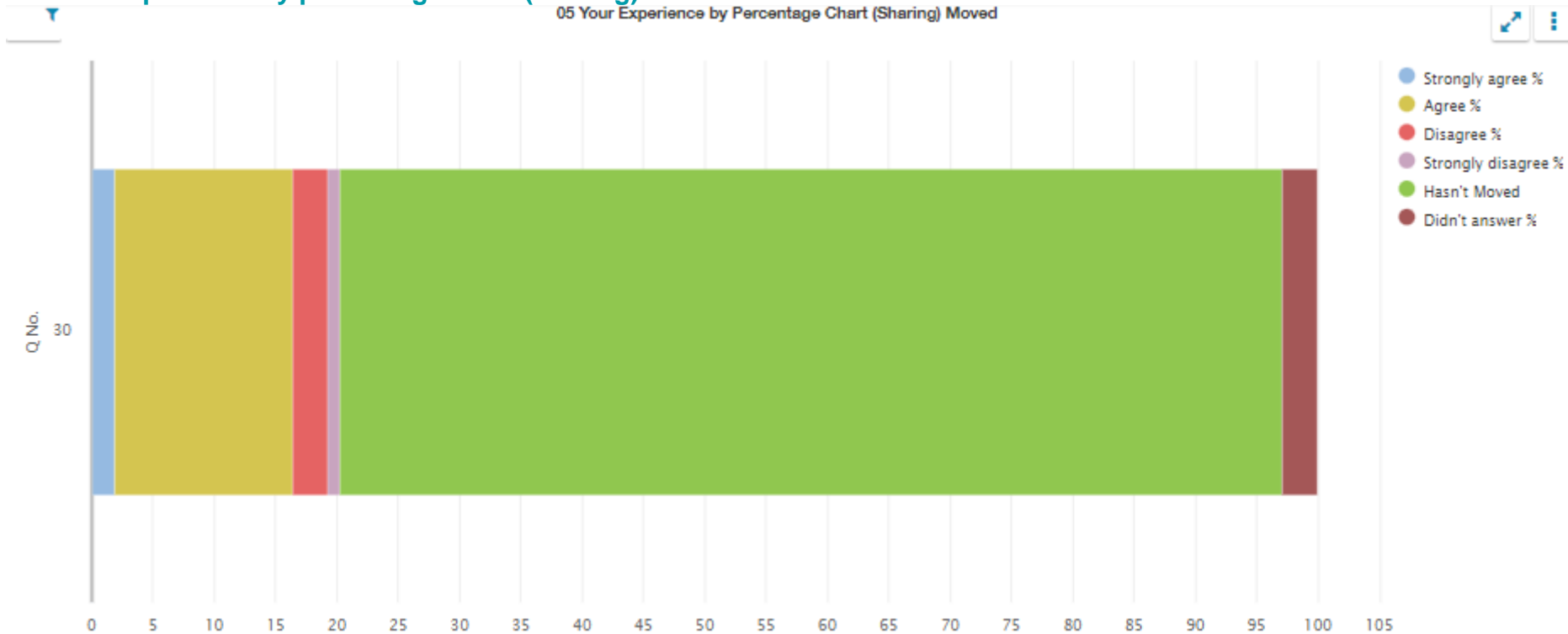
05 Your Experience by Percentage Chart (Sharing) Bullying



05 Your experience by percentage (sharing) moved

| Q No. | Question  | Response Count | Strongly agree % | Agree % | Disagree % | Strongly disagree % | Hasn't Moved | Didn't answer % |
|-------|---|----------------|------------------|---------|------------|---------------------|--------------|-----------------|
| 30    | My child was well supported if they moved to a new school within the last year. | 104            | 1.92             | 14.42   | 2.88       | 0.96                | 76.92        | 2.88            |

05 Your experience by percentage chart (sharing) moved



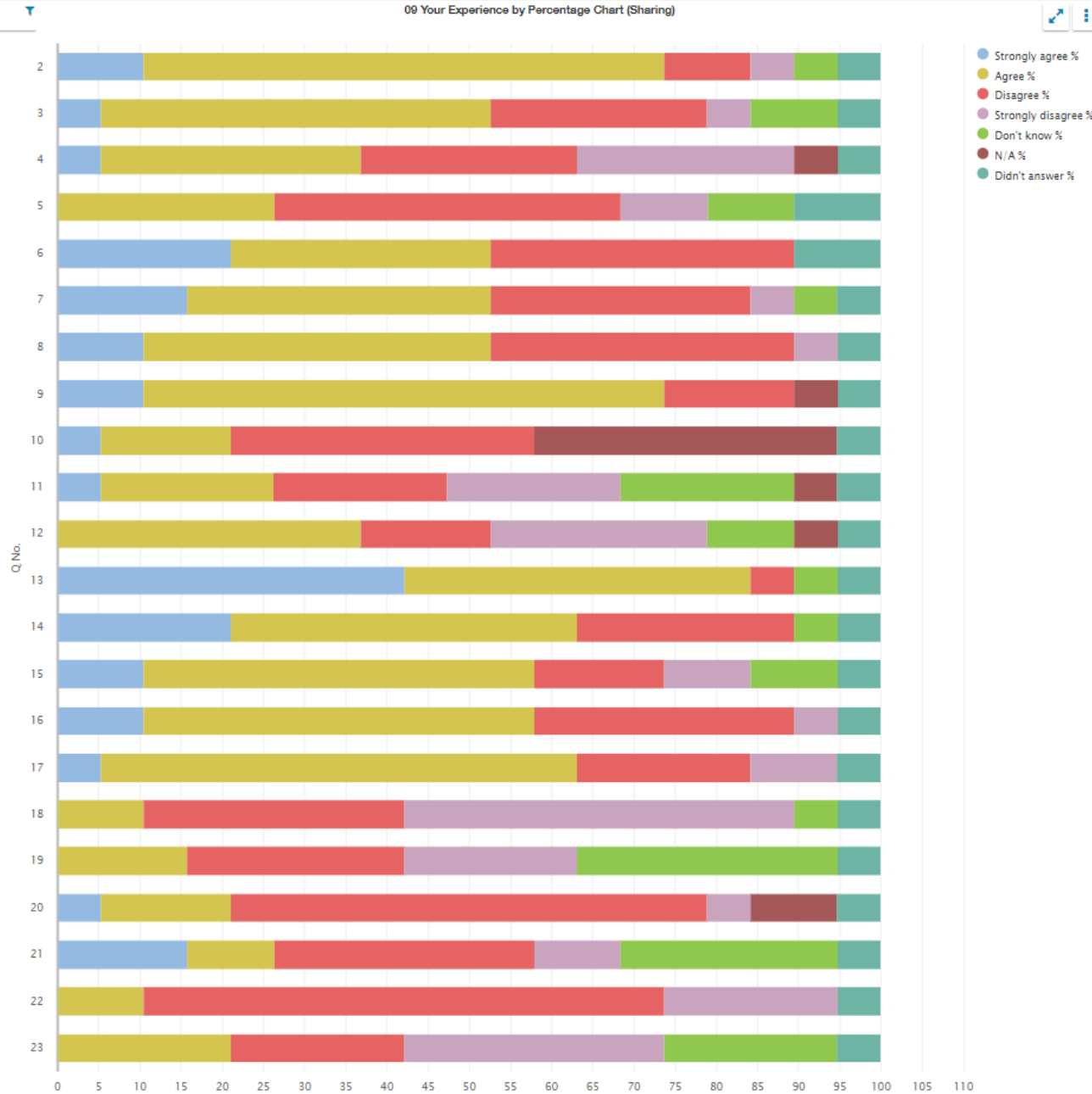
## Questionnaire for school support staff (09)

## 09 Your experience by percentage (sharing)

| Q No. | Question   | Response Count | Strongly agree % | Agree % | Disagree % | Strongly disagree % | Don't know % | N/A % | Didn't answer % |
|-------|--|----------------|------------------|---------|------------|---------------------|--------------|-------|-----------------|
| 2     | I find it rewarding to be a member of staff at this school.                                      | 19             | 10.53            | 63.16   | 10.53      | 5.26                | 5.26         | 0.00  | 5.26            |
| 3     | I feel a valued part of the school's community.  | 19             | 5.26             | 47.37   | 26.32      | 5.26                | 10.53        | 0.00  | 5.26            |
| 4     | I am encouraged to learn and share practice with colleagues from other schools.                  | 19             | 5.26             | 31.58   | 26.32      | 26.32               | 0.00         | 5.26  | 5.26            |
| 5     | I am given the opportunity to learn and share practice with colleagues from other schools.       | 19             | 0.00             | 26.32   | 42.11      | 10.53               | 10.53        | 0.00  | 10.53           |
| 6     | I have a clear understanding of the social, cultural and economic context of the school.         | 19             | 21.05            | 31.58   | 36.84      | 0.00                | 0.00         | 0.00  | 10.53           |
| 7     | I feel appropriately supported by the school to undertake my role.                               | 19             | 15.79            | 36.84   | 31.58      | 5.26                | 5.26         | 0.00  | 5.26            |
| 8     | I am supported to take part in development opportunities.  | 19             | 10.53            | 42.11   | 36.84      | 5.26                | 0.00         | 0.00  | 5.26            |
| 9     | My professional learning enables me to reflect on and improve my practice.                       | 19             | 10.53            | 63.16   | 15.79      | 0.00                | 0.00         | 5.26  | 5.26            |
| 10    | I have regular opportunities to undertake leadership roles.                                      | 19             | 5.26             | 15.79   | 36.84      | 0.00                | 0.00         | 36.84 | 5.26            |
| 11    | I have opportunities to be involved in agreeing priorities for the school.                       | 19             | 5.26             | 21.05   | 21.05      | 21.05               | 21.05        | 5.26  | 5.26            |
| 12    | I am actively involved in the school's ongoing self-evaluation.                                  | 19             | 0.00             | 36.84   | 15.79      | 26.32               | 10.53        | 5.26  | 5.26            |
| 13    | I understand how to apply the school's procedures relating to child protection and safeguarding. | 19             | 42.11            | 47.37   | 5.26       | 0.00                | 0.00         | 0.00  | 5.26            |
| 14    | The school's vision and values underpins my work.  | 19             | 21.05            | 42.11   | 26.32      | 0.00                | 5.26         | 0.00  | 5.26            |
| 15    | Staff treat all children and young people fairly and with respect.                               | 19             | 10.53            | 47.37   | 15.79      | 10.53               | 10.53        | 0.00  | 5.26            |
| 16    | Colleagues treat each other with respect.  | 19             | 10.53            | 47.37   | 31.58      | 5.26                | 0.00         | 0.00  | 5.26            |
| 17    | Children and young people are encouraged and supported to treat others with respect.             | 19             | 5.26             | 57.89   | 21.05      | 10.53               | 0.00         | 0.00  | 5.26            |
| 18    | Children and young people are well behaved.  | 19             | 0.00             | 10.53   | 31.58      | 47.37               | 5.26         | 0.00  | 5.26            |

| Q No. | Question (cont.)  | Response Count | Strongly agree % | Agree % | Disagree % | Strongly disagree % | Don't know % | N/A % | Didn't answer % |
|-------|---|----------------|------------------|---------|------------|---------------------|--------------|-------|-----------------|
| 19    | The school deals effectively with any bullying.                                     | 19             | 0.00             | 15.79   | 26.32      | 21.05               | 31.58        | 0.00  | 5.26            |
| 20    | I am provided with feedback when I report an incident.                              | 19             | 5.26             | 15.79   | 57.89      | 5.26                | 0.00         | 10.53 | 5.26            |
| 21    | Collaborative working across the school is effective in taking forward improvement. | 19             | 15.79            | 10.53   | 31.58      | 10.53               | 26.32        | 0.00  | 5.26            |
| 22    | Staff at all levels within the school communicate effectively with each other.      | 19             | 0.00             | 10.53   | 63.16      | 21.05               | 0.00         | 0.00  | 5.26            |
| 23    | The school is well led and managed.   | 19             | 0.00             | 21.05   | 21.05      | 31.58               | 21.05        | 0.00  | 5.26            |

### 09 Your experience by percentage chart (sharing)



## Questionnaire for school teachers (10)

## 10 Your experience by percentage (sharing)

| Q No. | Question  | Response Count | Strongly agree % | Agree % | Disagree % | Strongly disagree % | Don't know % | N/A % | Didn't answer % |
|-------|---|----------------|------------------|---------|------------|---------------------|--------------|-------|-----------------|
| 2     | I find it rewarding to be a member of staff at this school.   | 54             | 9.26             | 53.7    | 20.37      | 12.96               | 1.85         | 0.00  | 1.85            |
| 3     | I feel a valued part of the school's community.   | 54             | 12.96            | 33.33   | 42.59      | 9.26                | 1.85         | 0.00  | 0.00            |
| 4     | I am encouraged to learn and share practice with colleagues from other schools.   | 54             | 9.26             | 27.78   | 44.44      | 11.11               | 3.7          | 3.7   | 0.00            |
| 5     | I am given the opportunity to learn and share practice with colleagues from other schools.                                    | 54             | 3.7              | 35.19   | 38.89      | 14.81               | 5.56         | 1.85  | 0.00            |
| 6     | I have a clear understanding of the social, cultural and economic context of the school.                                      | 54             | 40.74            | 55.56   | 1.85       | 0.00                | 1.85         | 0.00  | 0.00            |
| 7     | I feel appropriately supported by the school to undertake my role.  | 54             | 5.56             | 50      | 29.63      | 12.96               | 1.85         | 0.00  | 0.00            |
| 8     | I am supported to engage in professional learning.  | 54             | 11.11            | 61.11   | 24.07      | 1.85                | 1.85         | 0.00  | 0.00            |
| 9     | My professional learning enables me to reflect on and improve my practice.  | 54             | 12.96            | 70.37   | 12.96      | 0.00                | 3.7          | 0.00  | 0.00            |
| 10    | I have regular opportunities to undertake leadership roles.   | 54             | 11.11            | 29.63   | 38.89      | 9.26                | 5.56         | 5.56  | 0.00            |
| 11    | I have opportunities to be involved in agreeing priorities for the school.  | 54             | 11.11            | 31.48   | 38.89      | 9.26                | 9.26         | 0.00  | 0.00            |
| 12    | I am actively involved in the school's ongoing self-evaluation.   | 54             | 14.81            | 46.3    | 24.07      | 5.56                | 7.41         | 1.85  | 0.00            |
| 13    | GTCS standards are used to support professional dialogue.   | 54             | 11.11            | 61.11   | 14.81      | 1.85                | 11.11        | 0.00  | 0.00            |
| 14    | I use information, including data, effectively to identify and reduce inequalities in children's and young people's outcomes. | 54             | 18.52            | 68.52   | 3.7        | 3.7                 | 5.56         | 0.00  | 0.00            |
| 15    | I understand how to apply the school's procedures relating to child protection and safeguarding.                              | 54             | 68.52            | 29.63   | 1.85       | 0.00                | 0.00         | 0.00  | 0.00            |
| 16    | The school's vision and values underpins my work.   | 54             | 11.11            | 61.11   | 18.52      | 5.56                | 3.7          | 0.00  | 0.00            |
| 17    | Staff treat all children and young people fairly and with respect.  | 54             | 22.22            | 38.89   | 33.33      | 3.7                 | 1.85         | 0.00  | 0.00            |



| Q No. | Question (cont.)  | Response Count | Strongly agree % | Agree % | Disagree % | Strongly disagree % | Don't know % | N/A % | Didn't answer % |
|-------|---|----------------|------------------|---------|------------|---------------------|--------------|-------|-----------------|
| 18    | Colleagues treat each other with respect.   | 54             | 11.11            | 50      | 27.78      | 7.41                | 3.7          | 0.00  | 0.00            |
| 19    | Children and young people are encouraged and supported to treat others with respect.  | 54             | 12.96            | 51.85   | 22.22      | 12.96               | 0.00         | 0.00  | 0.00            |
| 20    | Children and young people are well behaved.   | 54             | 0.00             | 14.81   | 37.04      | 48.15               | 0.00         | 0.00  | 0.00            |
| 21    | The school deals effectively with any bullying.   | 54             | 1.85             | 24.07   | 27.78      | 31.48               | 14.81        | 0.00  | 0.00            |
| 22    | I am provided with feedback when I report an incident.  | 54             | 3.7              | 24.07   | 44.44      | 25.93               | 0.00         | 1.85  | 0.00            |
| 23    | Staff at all levels within the school communicate effectively with each other.  | 54             | 0.00             | 22.22   | 38.89      | 37.04               | 1.85         | 0.00  | 0.00            |
| 24    | The school's arrangements for engaging parents in their child's learning are effective.   | 54             | 0.00             | 40.74   | 31.48      | 16.67               | 11.11        | 0.00  | 0.00            |
| 25    | The school is well led and managed.   | 54             | 7.41             | 22.22   | 37.04      | 24.07               | 9.26         | 0.00  | 0.00            |
| 26    | Collaborative working across the school is effective in taking forward improvement.   | 54             | 1.85             | 27.78   | 46.3       | 12.96               | 9.26         | 0.00  | 1.85            |
| 27    | Children and young people are engaged in their learning.  | 54             | 0.00             | 38.89   | 35.19      | 24.07               | 1.85         | 0.00  | 0.00            |
| 28    | I give children and young people regular feedback which helps them to progress.   | 54             | 12.96            | 74.07   | 5.56       | 0.00                | 3.7          | 3.7   | 0.00            |
| 29    | Children and young people are provided with experiences which meet their learning needs.  | 54             | 5.56             | 40.74   | 29.63      | 16.67               | 7.41         | 0.00  | 0.00            |
| 30    | Children and young people are involved in talking about and planning their learning.  | 54             | 1.85             | 35.19   | 44.44      | 9.26                | 9.26         | 0.00  | 0.00            |
| 31    | Children and young people are involved in setting their learning targets.   | 54             | 0.00             | 40.74   | 46.3       | 5.56                | 7.41         | 0.00  | 0.00            |
| 32    | Children and young people have the opportunity to lead their learning.  | 54             | 0.00             | 35.19   | 44.44      | 5.56                | 14.81        | 0.00  | 0.00            |
| 33    | I receive appropriate support for planning, preparation and assessment.   | 54             | 9.26             | 61.11   | 16.67      | 7.41                | 1.85         | 3.7   | 0.00            |
| 34    | The school has effective strategies to support children and young people with their learning, including those requiring additional support. | 54             | 7.41             | 38.89   | 40.74      | 11.11               | 1.85         | 0.00  | 0.00            |
| 35    | Staff have a shared understanding of their 'responsibility of all' in literacy and numeracy and health and wellbeing.                       | 54             | 5.56             | 55.56   | 11.11      | 11.11               | 16.67        | 0.00  | 0.00            |

| Q No. | Question (cont.)   | Response Count | Strongly agree % | Agree % | Disagree % | Strongly disagree % | Don't know % | N/A % | Didn't answer % |
|-------|--|----------------|------------------|---------|------------|---------------------|--------------|-------|-----------------|
| 36    | Moderation activities are helping me to make sound professional judgements.  | 54             | 18.52            | 48.15   | 7.41       | 3.7                 | 11.11        | 9.26  | 1.85            |
| 37    | I have regular opportunities to help shape the curriculum through discussions with colleagues, parents and partners. | 54             | 11.11            | 42.59   | 37.04      | 5.56                | 0.00         | 3.7   | 0.00            |
| 38    | I am aware of and involved in the school's strategies for raising attainment for all.                                | 54             | 11.11            | 59.26   | 22.22      | 5.56                | 1.85         | 0.00  | 0.00            |

### 10 Your experience by percentage chart (sharing)

10 Your Experience by Percentage Chart (Sharing)

