

Children (Primary) Questionnaire Summary

Centre Name: Fenwick Primary School
SEED Number: 8220824

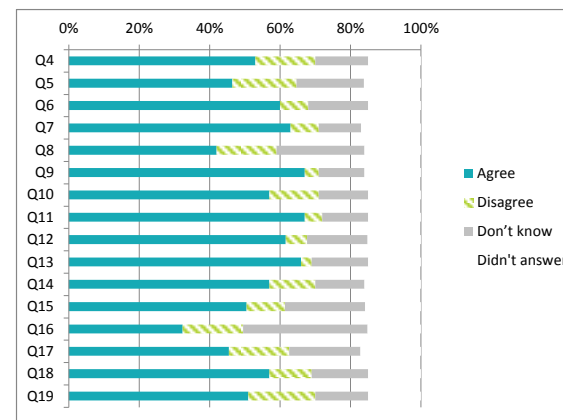
Number of responses : 93

Where there were fewer than ten responses to a question (excluding those who didn't answer), the data has been suppressed ("x")

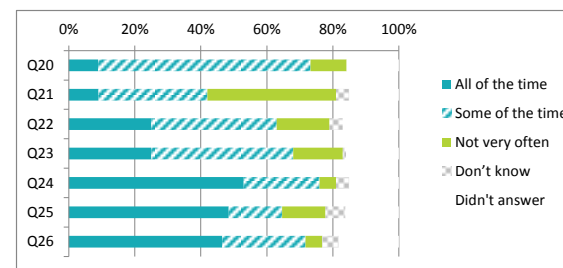
in order to avoid identification of individuals.

Percentages are rounded and may not add up to 100%

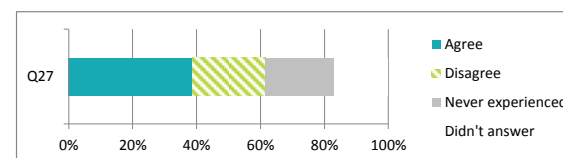
		Percentage %			
		Agree	Disagree	Don't know	Didn't answer
Q4	I feel safe when I am at school	53	17	15	15
Q5	My school helps me to feel safe	46	18	19	16
Q6	I have someone in my school I can speak to if I am upset or worried about something	60	8	17	15
Q7	Staff treat me fairly and with respect	63	8	12	17
Q8	Other children treat me fairly and with respect	42	17	25	16
Q9	My school helps me to understand and respect other people	67	4	13	16
Q10	My school is helping me to become confident	57	14	14	15
Q11	My school teaches me to lead a healthy lifestyle	67	5	13	15
Q12	There are lots of chances at my school for me to get regular exercise	61	6	17	15
Q13	My school offers me the opportunity to take part in activities in school beyond the classroom and timetabled day	66	3	16	15
Q14	I have the opportunity to discuss my achievements out with school with an adult in school who knows me well	57	13	14	16
Q15	My school listens to my views	51	11	23	16
Q16	My school takes my views into account	32	17	35	15
Q17	I feel comfortable approaching staff with questions or suggestions	45	17	20	17
Q18	Staff help me to understand how I am progressing in my school work	57	12	16	15
Q19	My homework helps me to understand and improve my work in school	51	19	15	15



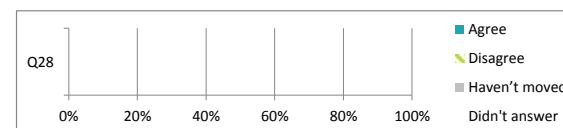
		Percentage %				
		All of the time	Some of the time	Not very often	Don't know	Didn't answer
Q20	Other children behave well	9	65	11	0	16
Q21	My teachers ask me about what things I want to learn in school	9	33	39	4	15
Q22	I enjoy learning at school	25	38	16	4	17
Q23	I feel that my work in school is hard enough	25	43	15	1	16
Q24	I know who to ask to get help if I find my work too hard	53	23	5	4	15
Q25	I am encouraged by staff to do the best I can	48	16	13	6	16
Q26	I am happy with the quality of teaching in my school	46	25	5	5	18



		Percentage %			
		Agree	Disagree	Never experienced	Didn't answer
Q27	My school deals well with any bullying	39	23	22	17



		Percentage %			
		Agree	Disagree	Haven't moved	Didn't answer
Q28	I was well supported if I moved to a new school within the last year	x	x	x	x



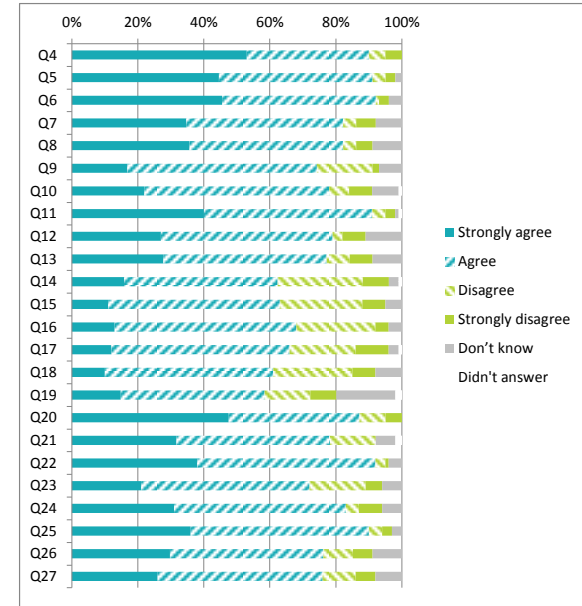
Parents / Carers (Primary) Questionnaire Summary

Centre Name: Fenwick Primary School
SEED Number: 8220824

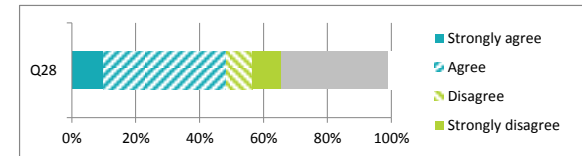
Number of responses : 103

Percentages are rounded and may not add up to 100%

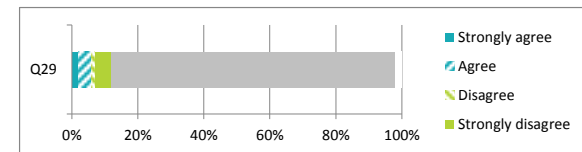
		Percentage %					
		Strongly agree	Agree	Disagree	Strongly disagree	Don't know	Didn't answer
Q4	My child likes being at this school	53	37	5	5	0	0
Q5	Staff treat my child fairly and with respect	45	47	4	3	2	0
Q6	I feel that my child is safe at the school	46	47	1	3	4	0
Q7	The school helps my child to feel confident	35	48	4	6	8	0
Q8	I feel staff really know my child as an individual	36	47	4	5	9	0
Q9	My child finds their learning activities hard enough	17	58	17	2	7	0
Q10	My child receives the help he/she needs to do well	22	56	6	7	8	1
Q11	My child is encouraged by the school to be healthy and take regular exercise	40	51	4	3	1	1
Q12	The school supports my child's emotional wellbeing	27	52	3	7	11	0
Q13	My child is making good progress at the school	28	50	7	7	9	0
Q14	I receive helpful, regular feedback about how my child is learning and developing e.g. informal feedback, reports and learning profiles	16	47	26	8	3	1
Q15	The information I receive about how my child is doing reaches me at the right time	11	52	25	7	5	0
Q16	I understand how my child's progress is assessed	13	55	24	4	4	0
Q17	The school gives me advice on how to support my child's learning at home	12	54	20	10	3	1
Q18	The school organises activities where my child and I can learn together	10	51	24	7	8	0
Q19	The school takes my views into account when making changes	15	44	14	8	18	2
Q20	I feel comfortable approaching the school with questions, suggestions and/or a problem	48	40	8	5	0	0
Q21	I feel encouraged to be involved in the work of the Parent Council and/or parent association	32	47	14	0	6	2
Q22	I am kept informed about the work of the Parent Council and/or parent association	38	54	3	1	4	0
Q23	I am satisfied with the quality of teaching in the school	21	51	17	5	6	0
Q24	The school is well led and managed	31	52	4	7	6	0
Q25	The school encourages children to treat others with respect	36	54	4	3	3	0
Q26	I would recommend the school to other parents	30	47	9	6	9	0
Q27	Overall, I am satisfied with the school	26	50	10	6	8	0



		Percentage %					
		Strongly agree	Agree	Disagree	Strongly disagree	Never experienced	Didn't answer
Q28	The school deals well with any bullying	10	39	8	9	34	1



		Percentage %					
		Strongly agree	Agree	Disagree	Strongly disagree	Hasn't moved	Didn't answer
Q29	My child was well supported if they moved to a new school within the last year	2	4	1	5	86	2



Partners (Primary / Secondary) Questionnaire Summary

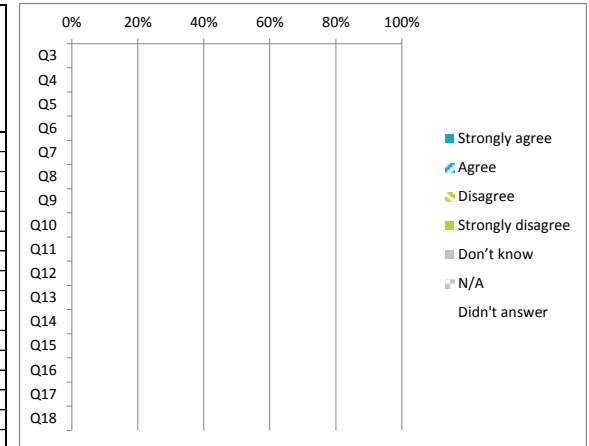
Centre Name: Fenwick Primary School
SEED Number: 8220824

Number of responses : 9

Where there were fewer than ten responses to a question (excluding those who didn't answer), the data has been suppressed ("x") in order to avoid identification of individuals.

Percentages are rounded and may not add up to 100%

		Percentage %						
		Strongly agree	Agree	Disagree	Strongly disagree	Don't know	N/A	Didn't answer
Q3	My service/organisation works in partnership with the school on a regular basis	x	x	x	x	x	x	x
Q4	We are aware of the school's procedures for reporting child protection and safeguarding concerns	x	x	x	x	x	x	x
Q5	My service/organisation has a clear understanding of the school's strategies for raising attainment for all	x	x	x	x	x	x	x
Q6	There are effective arrangements in place for jointly planning provision with the school	x	x	x	x	x	x	x
Q7	There are effective arrangements for jointly delivering provision with the school	x	x	x	x	x	x	x
Q8	My service/organisation is involved in the school's self-evaluation of our joint work	x	x	x	x	x	x	x
Q9	Roles and responsibilities are clearly defined within the partnership	x	x	x	x	x	x	x
Q10	Effective arrangements are in place to evaluate the impact of our partnership working	x	x	x	x	x	x	x
Q11	My service/organisation is kept up to date with changes in the school which may affect the services we deliver	x	x	x	x	x	x	x
Q12	The school provides my service/organisation with relevant information about the needs of children and young people	x	x	x	x	x	x	x
Q13	Arrangements are in place to support my service/organisation to share relevant information about the progress of children and young people with the school	x	x	x	x	x	x	x
Q14	The school values the contribution made by my service/organisation	x	x	x	x	x	x	x
Q15	The school actively promotes my service/organisation to potential users, as appropriate	x	x	x	x	x	x	x
Q16	There are opportunities to network, share practice and participate in joint training and development with the school	x	x	x	x	x	x	x
Q17	My service/organisation has a clear understanding of the social, cultural and economic context of the school	x	x	x	x	x	x	x
Q18	Overall, partnership working with the school works well	x	x	x	x	x	x	x



Staff School Support (Primary / Secondary) Questionnaire Summary

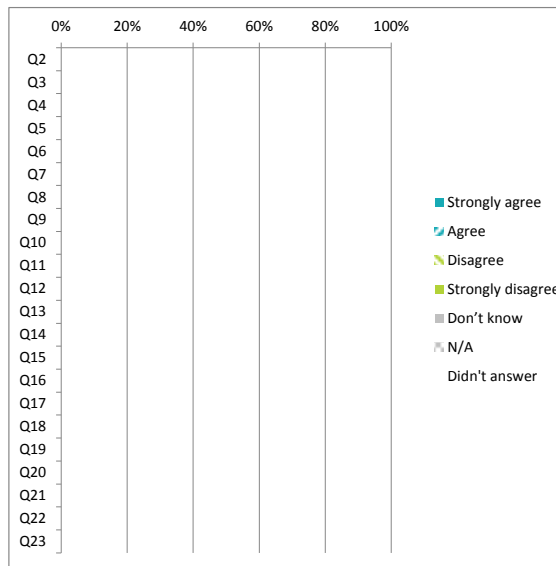
Centre Name: Fenwick Primary School
SEED Number: 8220824

Number of responses : 5

Where there were fewer than ten responses to a question (excluding those who didn't answer), the data has been suppressed ("x") in order to avoid identification of individuals.

Percentages are rounded and may not add up to 100%

	Percentage %						
	Strongly agree	Agree	Disagree	Strongly disagree	Don't know	N/A	Didn't answer
Q2	x	x	x	x	x	x	x
Q3	x	x	x	x	x	x	x
Q4	x	x	x	x	x	x	x
Q5	x	x	x	x	x	x	x
Q6	x	x	x	x	x	x	x
Q7	x	x	x	x	x	x	x
Q8	x	x	x	x	x	x	x
Q9	x	x	x	x	x	x	x
Q10	x	x	x	x	x	x	x
Q11	x	x	x	x	x	x	x
Q12	x	x	x	x	x	x	x
Q13	x	x	x	x	x	x	x
Q14	x	x	x	x	x	x	x
Q15	x	x	x	x	x	x	x
Q16	x	x	x	x	x	x	x
Q17	x	x	x	x	x	x	x
Q18	x	x	x	x	x	x	x
Q19	x	x	x	x	x	x	x
Q20	x	x	x	x	x	x	x
Q21	x	x	x	x	x	x	x
Q22	x	x	x	x	x	x	x
Q23	x	x	x	x	x	x	x



Staff Teachers (Primary / Secondary) Questionnaire Summary

Centre Name:Fenwick Primary School
SEED Number: 8220824

Number of responses : 8

Where there were fewer than ten responses to a question (excluding those who didn't answer),the data has been suppressed ("x") in order to avoid identification of individuals.

Percentages are rounded and may not add up to 100%

