

# Children (Primary) Questionnaire Summary

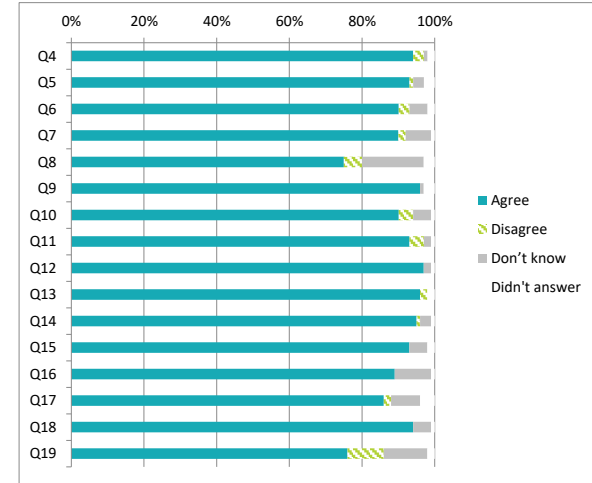
Centre Name: Crosshouse Primary School  
SEED Number: 8220425

Number of responses : 110

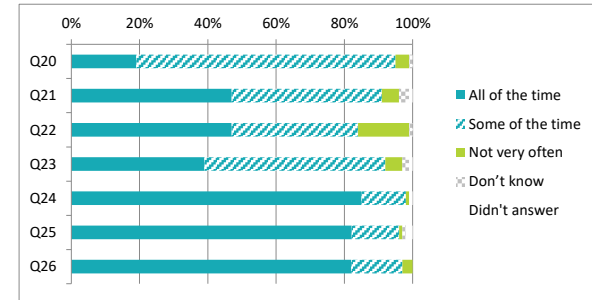
Disclosure control has been applied to the data, this means a small number of responses have been changed to prevent individuals being identified.

Where there were fewer than ten responses to a question (excluding those who didn't answer), the data has been suppressed ("x") in order to avoid identification of individuals.

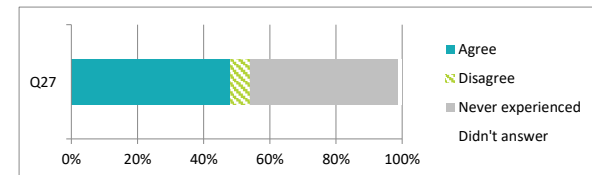
		Percentage %			
		Agree	Disagree	Don't know	Didn't answer
Q4	I feel safe when I am at school	95	3	1	2
Q5	My school helps me to feel safe	94	1	3	3
Q6	I have someone in my school I can speak to if I am upset or worried about something	91	3	5	2
Q7	Staff treat me fairly and with respect	90	2	7	1
Q8	Other children treat me fairly and with respect	75	5	17	3
Q9	My school helps me to understand and respect other people	96	0	1	3
Q10	My school is helping me to become confident	91	4	5	1
Q11	My school teaches me to lead a healthy lifestyle	94	4	2	1
Q12	There are lots of chances at my school for me to get regular exercise	97	0	2	1
Q13	My school offers me the opportunity to take part in activities in school beyond the classroom and timetabled day	96	2	0	2
Q14	I have the opportunity to discuss my achievements out with school with an adult in school who knows me well	95	1	3	1
Q15	My school listens to my views	93	0	5	2
Q16	My school takes my views into account	89	0	10	1
Q17	I feel comfortable approaching staff with questions or suggestions	86	2	8	4
Q18	Staff help me to understand how I am progressing in my school work	95	0	5	1
Q19	My homework helps me to understand and improve my work in school	76	10	12	2



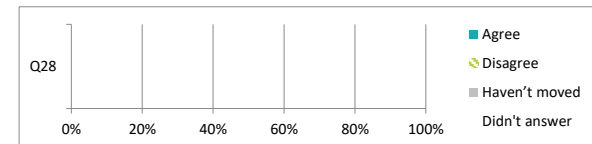
		Percentage %				
		All of the time	Some of the time	Not very often	Don't know	Didn't answer
Q20	Other children behave well	19	76	4	1	0
Q21	My teachers ask me about what things I want to learn in school	47	44	5	3	1
Q22	I enjoy learning at school	47	37	15	1	0
Q23	I feel that my work in school is hard enough	39	53	5	2	1
Q24	I know who to ask to get help if I find my work too hard	85	13	1	0	1
Q25	I am encouraged by staff to do the best I can	83	14	1	1	2
Q26	I am happy with the quality of teaching in my school	82	15	3	0	0



		Percentage %			
		Agree	Disagree	Never experienced	Didn't answer
Q27	My school deals well with any bullying	48	6	45	1



		Percentage %			
		Agree	Disagree	Haven't moved	Didn't answer
Q28	I was well supported if I moved to a new school within the last year	x	x	x	x



# Parents / Carers (ELC) Questionnaire Summary

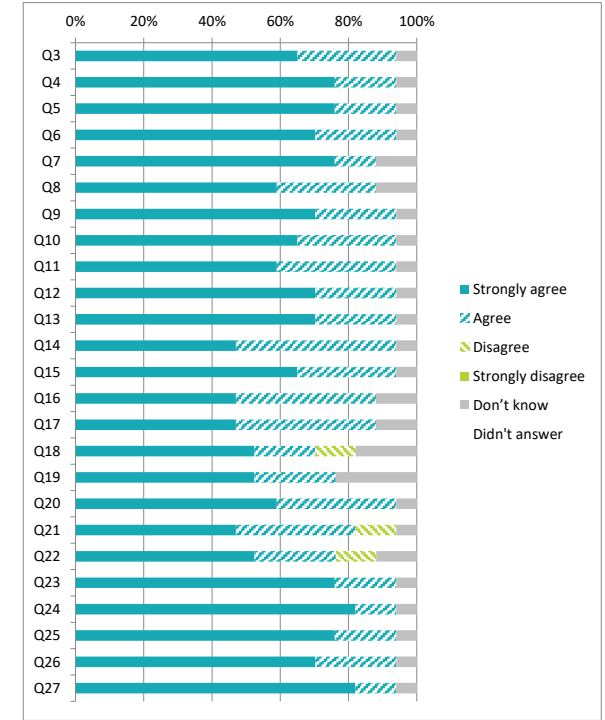
Centre Name: Crosshouse Primary School  
SEED Number: 8220425

Number of responses : 17

Disclosure control has been applied to the data, this means a small number of responses have been changed to prevent individuals being identified.

Percentages are rounded and may not add up to 100%

		Percentage %					
		Strongly agree	Agree	Disagree	Strongly disagree	Don't know	Didn't answer
Q3	My child likes being at this setting	65	29	0	0	6	0
Q4	Staff treat my child fairly and with respect	76	18	0	0	6	0
Q5	I feel that my child is safe at the setting	76	18	0	0	6	0
Q6	My child's behaviour is managed effectively	71	24	0	0	6	0
Q7	The setting helps my child to feel confident	76	12	0	0	12	0
Q8	I feel staff really know my child as an individual	59	29	0	0	12	0
Q9	The learning experiences my child has at the setting are at the right level for them	71	24	0	0	6	0
Q10	My child's learning and development is well supported by the staff in the setting	65	29	0	0	6	0
Q11	My child is encouraged to be healthy and to be physically active	59	35	0	0	6	0
Q12	The setting supports my child's emotional wellbeing	71	24	0	0	6	0
Q13	My child is making good progress at the setting	71	24	0	0	6	0
Q14	I receive helpful, regular feedback about how my child is learning and developing e.g. informal feedback, reports and learning profiles	47	47	0	0	6	0
Q15	The information I receive about how my child is learning and developing is shared with me when I request it	65	29	0	0	6	0
Q16	I understand how the setting monitors my child's progress in learning	47	41	0	0	12	0
Q17	The setting gives me ideas on how to support my child's learning at home	47	41	0	0	12	0
Q18	The setting organises activities where my child and I can learn together	53	18	12	0	18	0
Q19	The setting takes my views into account when making changes	53	24	0	0	24	0
Q20	I feel comfortable approaching the setting with questions, suggestions and/or a problem	59	35	0	0	6	0
Q21	I feel encouraged to be involved in the work of parent groups	47	35	12	0	6	0
Q22	I am kept informed about the work of parent groups	53	24	12	0	12	0
Q23	The setting is well led and managed	76	18	0	0	6	0
Q24	The setting encourages children to treat others kindly and with respect	82	12	0	0	6	0
Q25	I would recommend the setting to other parents	76	18	0	0	6	0
Q26	My child was well supported as they started at the setting or moved to a new room or group	71	24	0	0	6	0
Q27	Overall, I am satisfied with the setting	82	12	0	0	6	0



# Parents / Carers (Primary) Questionnaire Summary

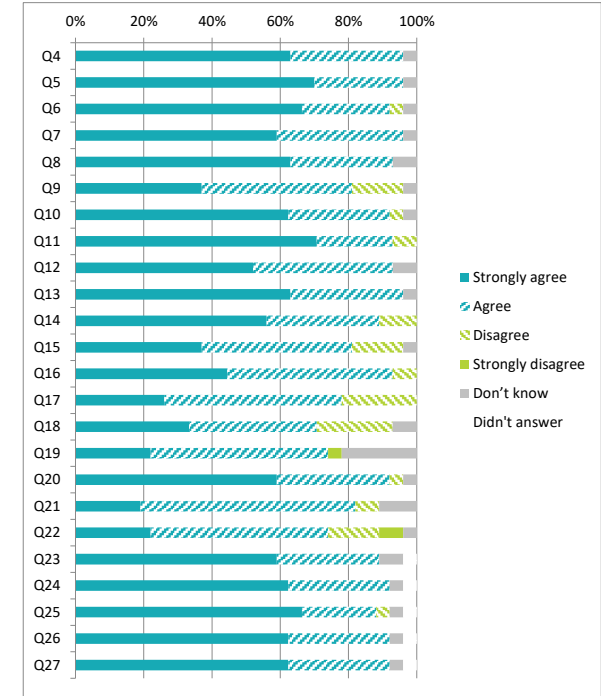
Centre Name: Crosshouse Primary School  
SEED Number: 8220425

Number of responses : 27

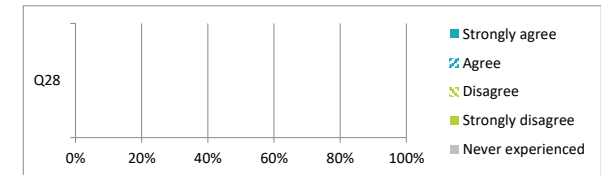
Disclosure control has been applied to the data, this means a small number of responses have been changed to prevent individuals being identified. Where there were fewer than ten responses to a question (excluding those who didn't answer), the data has been suppressed ("x") in order to avoid identification of individuals.

Percentages are rounded and may not add up to 100%

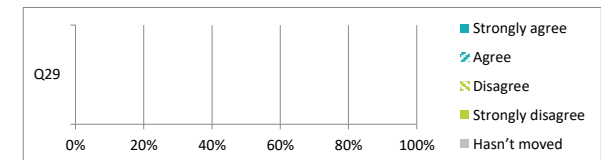
		Percentage %					
		Strongly agree	Agree	Disagree	Strongly disagree	Don't know	Didn't answer
Q4	My child likes being at this school	63	33	0	0	4	0
Q5	Staff treat my child fairly and with respect	70	26	0	0	4	0
Q6	I feel that my child is safe at the school	67	26	4	0	4	0
Q7	The school helps my child to feel confident	59	37	0	0	4	0
Q8	I feel staff really know my child as an individual	63	30	0	0	7	0
Q9	My child finds their learning activities hard enough	37	44	15	0	4	0
Q10	My child receives the help he/she needs to do well	63	30	4	0	4	0
Q11	My child is encouraged by the school to be healthy and take regular exercise	70	22	7	0	0	0
Q12	The school supports my child's emotional wellbeing	52	41	0	0	7	0
Q13	My child is making good progress at the school	63	33	0	0	4	0
Q14	I receive helpful, regular feedback about how my child is learning and developing e.g. informal feedback, reports and learning profiles	56	33	11	0	0	0
Q15	The information I receive about how my child is doing reaches me at the right time	37	44	15	0	4	0
Q16	I understand how my child's progress is assessed	44	48	7	0	0	0
Q17	The school gives me advice on how to support my child's learning at home	26	52	22	0	0	0
Q18	The school organises activities where my child and I can learn together	33	37	22	0	7	0
Q19	The school takes my views into account when making changes	22	52	0	4	22	0
Q20	I feel comfortable approaching the school with questions, suggestions and/or a problem	59	33	4	0	4	0
Q21	I feel encouraged to be involved in the work of the Parent Council and/or parent association	19	63	7	0	11	0
Q22	I am kept informed about the work of the Parent Council and/or parent association	22	52	15	7	4	0
Q23	I am satisfied with the quality of teaching in the school	59	30	0	0	7	4
Q24	The school is well led and managed	63	30	0	0	4	4
Q25	The school encourages children to treat others with respect	67	22	4	0	4	4
Q26	I would recommend the school to other parents	63	30	0	0	4	4
Q27	Overall, I am satisfied with the school	63	30	0	0	4	4



		Percentage %					
		Strongly agree	Agree	Disagree	Strongly disagree	Never experienced	Didn't answer
Q28	The school deals well with any bullying	x	x	x	x	x	x



		Percentage %					
		Strongly agree	Agree	Disagree	Strongly disagree	Hasn't moved	Didn't answer
Q29	My child was well supported if they moved to a new school within the last year	x	x	x	x	x	x



# Partners (Primary / Secondary) Questionnaire Summary

Centre Name: Crosshouse Primary School  
SEED Number: 8220425

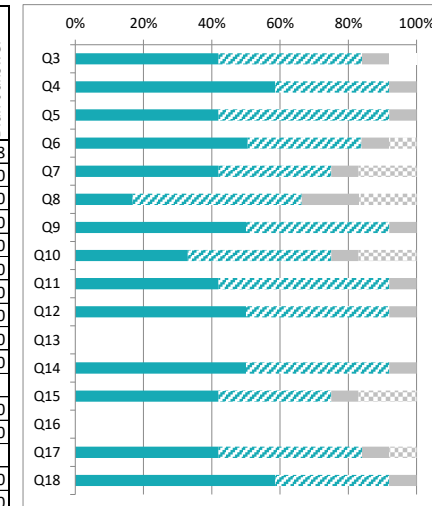
Number of responses : 12

Disclosure control has been applied to the data, this means a small number of responses have been changed to prevent individuals being identified.

Where there were fewer than ten responses to a question (excluding those who didn't answer), the data has been suppressed ("x") in order to avoid identification of individuals.

Percentages are rounded and may not add up to 100%

		Percentage %						
		Strongly agree	Agree	Disagree	Strongly disagree	Don't know	N/A	Didn't answer
Q3	My service/organisation works in partnership with the school on a regular basis	42	42	0	0	8	0	8
Q4	We are aware of the school's procedures for reporting child protection and safeguarding concerns	58	33	0	0	8	0	0
Q5	My service/organisation has a clear understanding of the school's strategies for raising attainment for all	42	50	0	0	8	0	0
Q6	There are effective arrangements in place for jointly planning provision with the school	50	33	0	0	8	8	0
Q7	There are effective arrangements for jointly delivering provision with the school	42	33	0	0	8	17	0
Q8	My service/organisation is involved in the school's self-evaluation of our joint work	17	50	0	0	17	17	0
Q9	Roles and responsibilities are clearly defined within the partnership	50	42	0	0	8	0	0
Q10	Effective arrangements are in place to evaluate the impact of our partnership working	33	42	0	0	8	17	0
Q11	My service/organisation is kept up to date with changes in the school which may affect the services we deliver	42	50	0	0	8	0	0
Q12	The school provides my service/organisation with relevant information about the needs of children and young people	50	42	0	0	8	0	0
Q13	Arrangements are in place to support my service/organisation to share relevant information about the progress of children and young people with the school	x	x	x	x	x	x	x
Q14	The school values the contribution made by my service/organisation	50	42	0	0	8	0	0
Q15	The school actively promotes my service/organisation to potential users, as appropriate	42	33	0	0	8	17	0
Q16	There are opportunities to network, share practice and participate in joint training and development with the school	x	x	x	x	x	x	x
Q17	My service/organisation has a clear understanding of the social, cultural and economic context of the school	42	42	0	0	8	8	0
Q18	Overall, partnership working with the school works well	58	33	0	0	8	0	0



# Staff Teachers (Primary / Secondary) Questionnaire Summary

Centre Name: Crosshouse Primary School  
SEED Number: 8220425

Number of responses : 15

Disclosure control has been applied to the data, this means a small number of responses have been changed to prevent individuals being identified.

Percentages are rounded and may not add up to 100%

		Percentage %						
		Strongly agree	Agree	Disagree	Strongly disagree	Don't know	N/A	Didn't answer
Q2	I find it rewarding to be a member of staff at this school	47	47	0	0	7	0	0
Q3	I feel a valued part of the school's community	40	53	0	0	7	0	0
Q4	I am encouraged to learn and share practice with colleagues from other schools	20	67	7	0	7	0	0
Q5	I am given the opportunity to learn and share practice with colleagues from other schools	13	73	7	0	7	0	0
Q6	I have a clear understanding of the social, cultural and economic context of the school	47	40	7	0	7	0	0
Q7	I feel appropriately supported by the school to undertake my role	53	40	0	0	7	0	0
Q8	I am supported to engage in professional learning	47	47	0	0	7	0	0
Q9	My professional learning enables me to reflect on and improve my practice	73	20	0	0	7	0	0
Q10	I have regular opportunities to undertake leadership roles	47	47	0	0	7	0	0
Q11	I have opportunities to be involved in agreeing priorities for the school	53	40	0	0	7	0	0
Q12	I am actively involved in the school's on-going self-evaluation	73	13	0	0	7	0	7
Q13	GTCS standards are used to support professional dialogue	47	47	0	0	7	0	0
Q14	I use information including data effectively to identify and reduce inequalities in children and young people's outcomes	53	33	0	0	13	0	0
Q15	I understand how to apply the school's procedures relating to child protection and safeguarding	73	20	0	0	7	0	0
Q16	The school's vision and values underpins my work	73	20	0	0	7	0	0
Q17	Staff treat all children and young people fairly and with respect	87	7	0	0	7	0	0
Q18	Colleagues treat each other with respect	80	13	0	0	7	0	0
Q19	Children and young people are encouraged and supported to treat others with respect	80	13	0	0	7	0	0
Q20	Children and young people are well behaved	47	47	0	0	7	0	0
Q21	The school deals effectively with bullying	67	7	0	0	7	20	0
Q22	I am provided with feedback when I report an incident	33	53	0	0	7	0	7
Q23	Staff at all levels within the school communicate effectively with each other	27	67	0	0	7	0	0
Q24	The school's arrangements for engaging parents in their child's learning are effective	20	73	0	0	7	0	0
Q25	The school is well led and managed	33	60	0	0	7	0	0
Q26	Collaborative working across the school is effective in taking forward improvement	60	33	0	0	7	0	0
Q27	Children and young people are engaged in their learning	60	33	0	0	7	0	0
Q28	I give children and young people regular feedback which helps them to progress	80	13	0	0	7	0	0
Q29	Children and young people are provided with experiences which meet their learning needs	73	20	0	0	7	0	0
Q30	Children and young people are involved in talking about and planning their learning	47	47	0	0	7	0	0
Q31	Children and young people are involved in setting their learning targets	27	67	0	0	7	0	0
Q32	Children and young people have the opportunity to lead their learning	47	47	0	0	7	0	0
Q33	I receive appropriate support for planning, preparation and assessment	20	73	0	0	7	0	0
Q34	The school has effective strategies to support children and young people with their learning, including those requiring additional support	93	0	0	0	7	0	0
Q35	Staff have a shared understanding of their 'responsibility of all' in literacy and numeracy and health and wellbeing	53	40	0	0	7	0	0
Q36	Moderation activities are helping me to make sound professional judgements	40	40	7	0	7	0	7
Q37	I have regular opportunities to help shape the curriculum through discussions with colleagues, parents and partners	67	20	0	0	7	0	7
Q38	I am aware of and involved in the school's strategies for raising attainment for all	60	33	0	0	7	0	0

