

Westpark School and Nursery Class

Pre-inspection questionnaire summary report

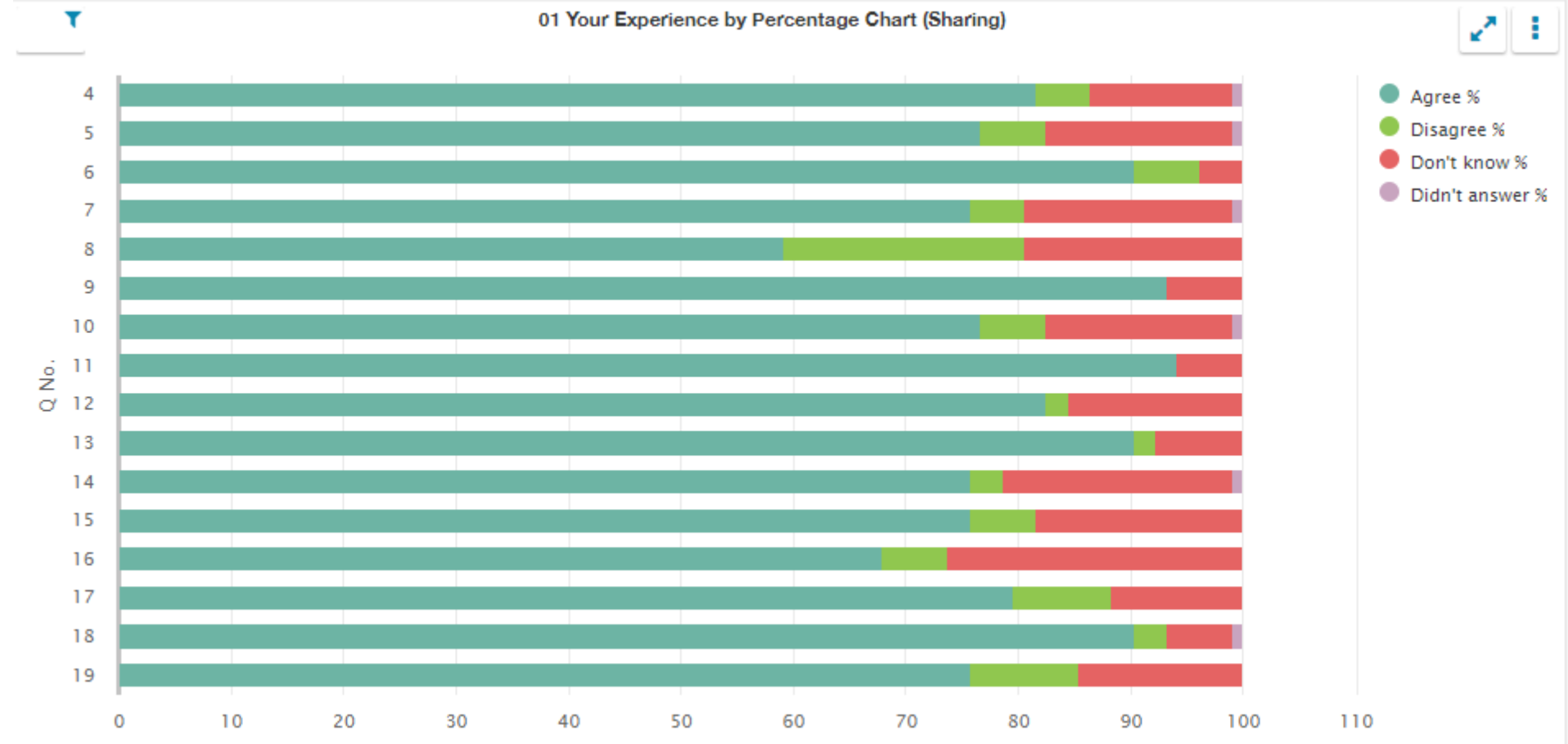
Inspection week: 20 January 2025

Questionnaire for children in primary stages (01)

01 Your experience by percentage (sharing)

Q No.	Question	Response Count	Agree %	Disagree %	Don't know %	Didn't answer %
4	I feel safe when I am at school.	103	81.55	4.85	12.62	0.97
5	My school helps me to feel safe.	103	76.70	5.83	16.50	0.97
6	I have someone in my school I can speak to if I am upset or worried about something.	103	90.29	5.83	3.88	0.00
7	Staff treat me fairly and with respect.	103	75.73	4.85	18.45	0.97
8	Other children treat me fairly and with respect.	103	59.22	21.36	19.42	0.00
9	My school helps me to understand and respect other people.	103	93.20	0.00	6.80	0.00
10	My school is helping me to become confident.	103	76.70	5.83	16.50	0.97
11	My school teaches me how to lead a healthy lifestyle.	103	94.17	0.00	5.83	0.00
12	There are lots of chances at my school for me to get regular exercise.	103	82.52	1.94	15.53	0.00
13	My school offers me the opportunity to take part in activities in school beyond the classroom and timetabled day.	103	90.29	1.94	7.77	0.00
14	I have the opportunity to discuss my achievements outwith school with an adult in school who knows me well.	103	75.73	2.91	20.39	0.97
15	My school listens to my views.	103	75.73	5.83	18.45	0.00
16	My school takes my views into account.	103	67.96	5.83	26.21	0.00
17	I feel comfortable approaching staff with questions or suggestions.	103	79.61	8.74	11.65	0.00
18	Staff help me to understand how I am progressing in my school work.	103	90.29	2.91	5.83	0.97
19	My homework helps me to understand and improve my work in school.	103	75.73	9.71	14.56	0.00

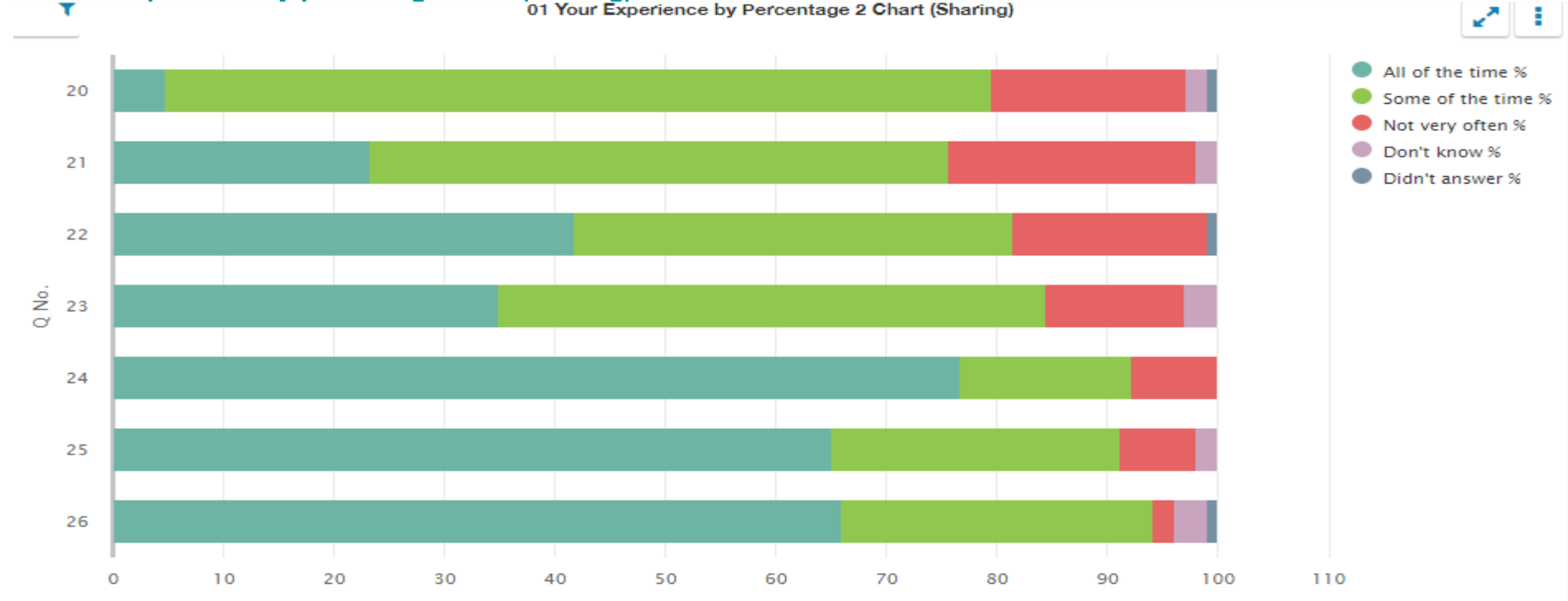
01 Your experience by percentage chart (sharing)



01 Your experience by percentage 2 (sharing)

Q No.	Question	Response Count	All of the time %	Some of the time %	Not very often %	Don't know %	Didn't answer %
20	Other children behave well.	103	4.85	74.76	17.48	1.94	0.97
21	My teachers ask me about what things I want to learn in school.	103	23.30	52.43	22.33	1.94	0.00
22	I enjoy learning at school.	103	41.75	39.81	17.48	0.00	0.97
23	I feel that my work in school is hard enough.	103	34.95	49.51	12.62	2.91	0.00
24	I know who to ask to get help if I find my work too hard.	103	76.70	15.53	7.77	0.00	0.00
25	I am encouraged by staff to do the best I can.	103	65.05	26.21	6.80	1.94	0.00
26	I am happy with the quality of teaching in my school.	103	66.02	28.16	1.94	2.91	0.97

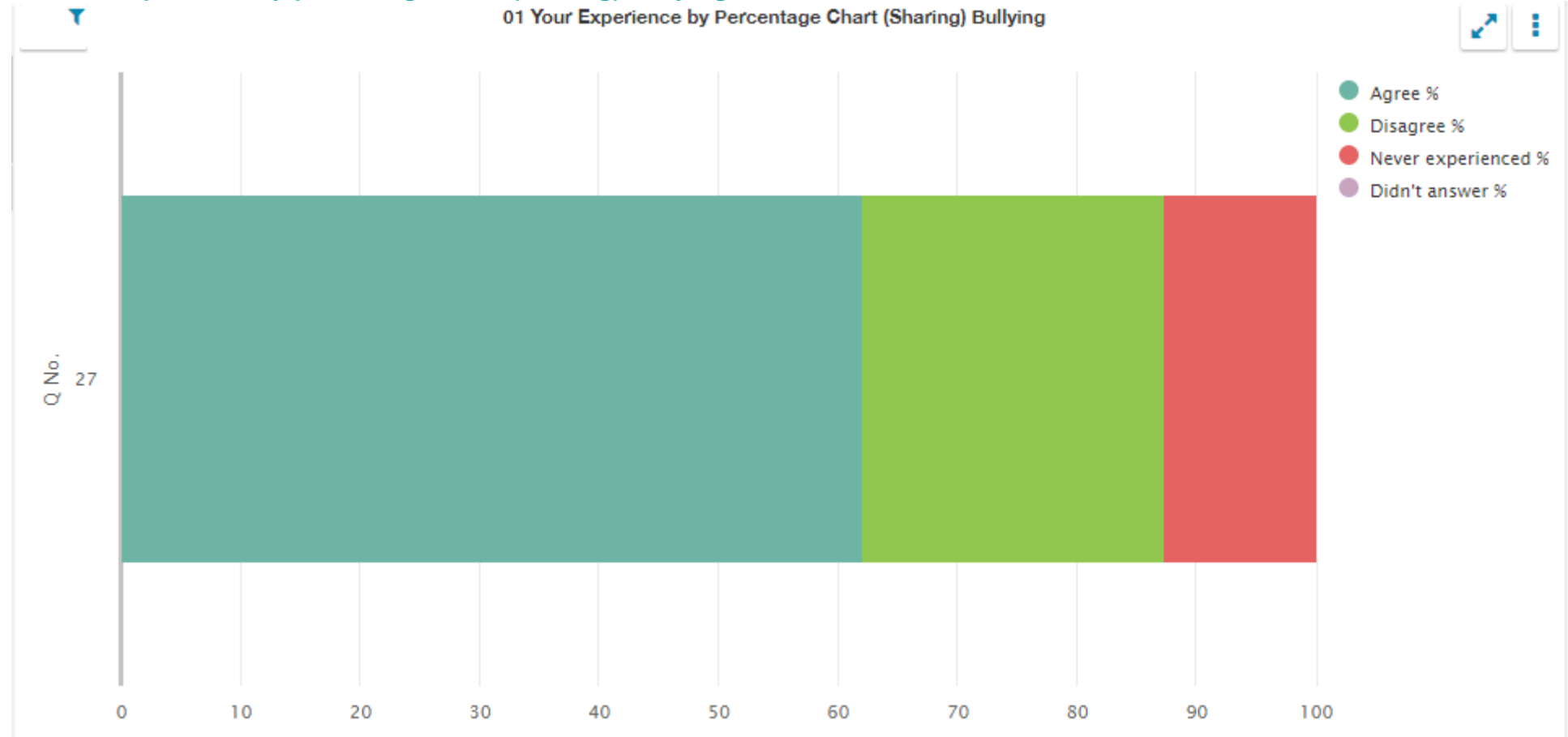
01 Your experience by percentage chart (sharing)



01 Your experience by percentage (sharing) bullying

Q No.	Question	Response Count	Agree %	Disagree %	Never experienced %	Didn't answer %
27	My school deals well with any bullying.	103	62.14	25.24	12.62	0.00

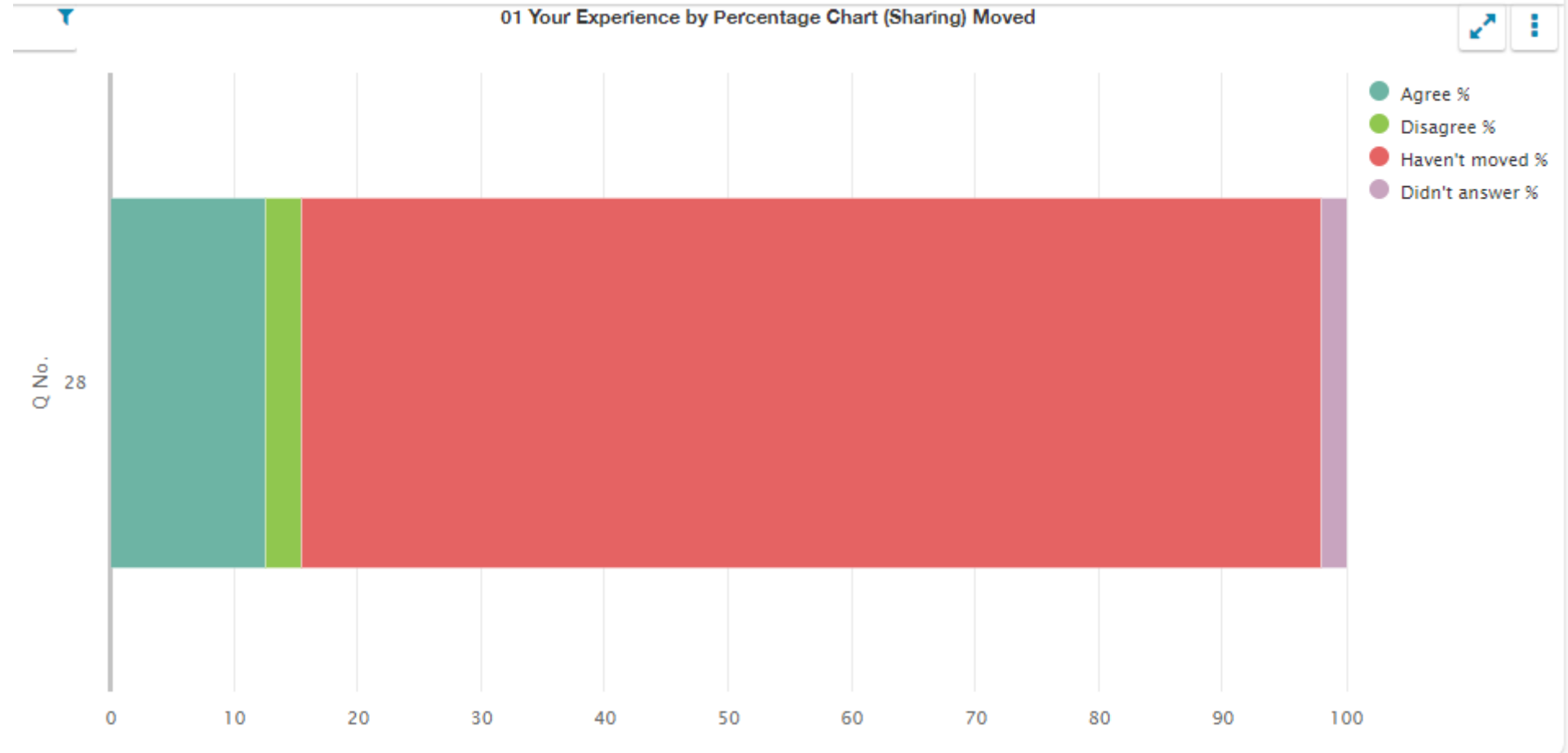
01 Your experience by percentage chart (sharing) bullying



01 Your experience by percentage (sharing) moved

Q No.	Question	Response Count	Agree %	Disagree %	Haven't moved %	Didn't answer %
28	I was well supported if I moved to a new school within the last year.	103	12.62	2.91	82.52	1.94

01 Your experience by percentage chart (sharing) moved



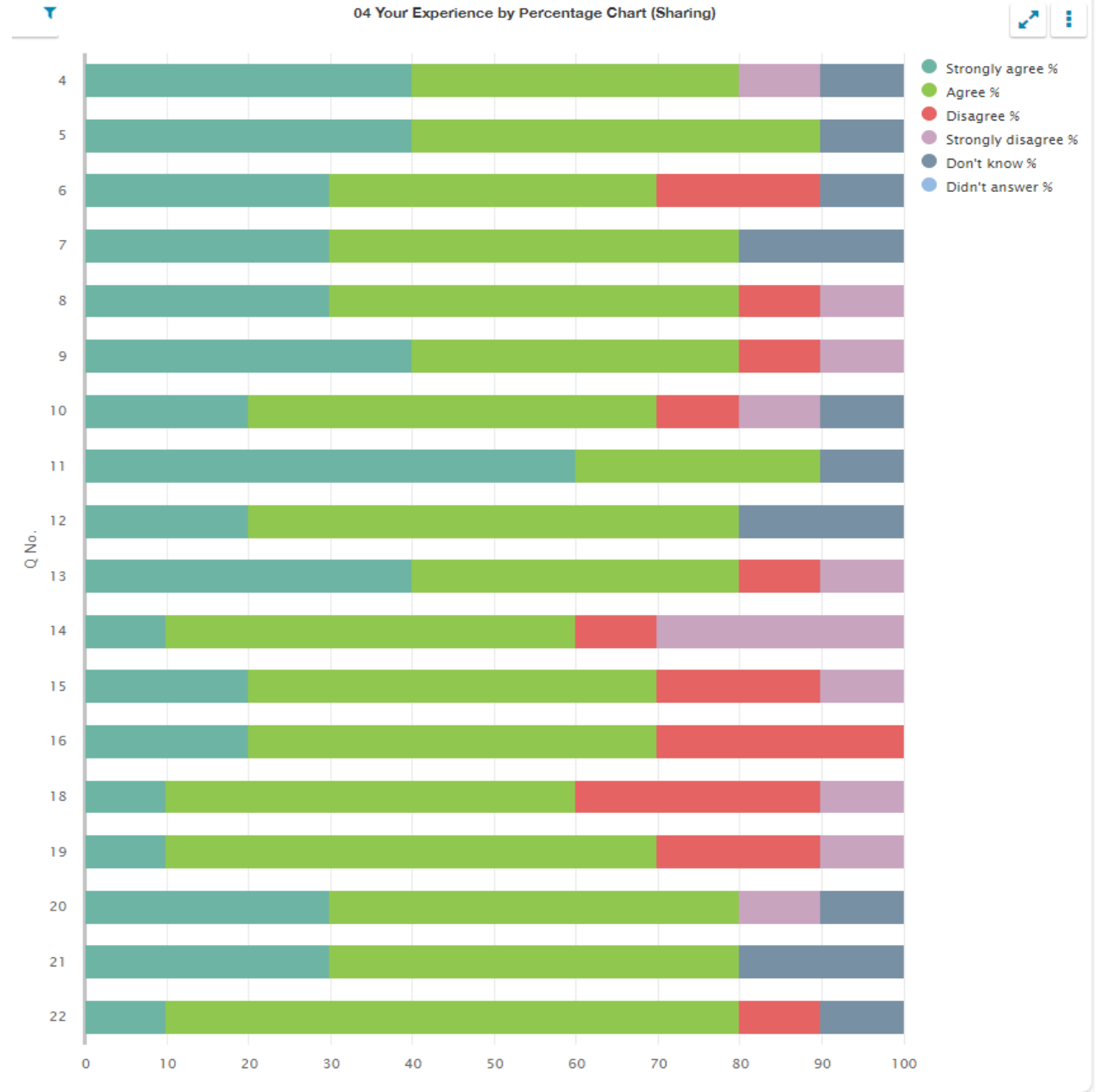
Questionnaire for parents/carers of children in primary stages (04)

04 Your experience by percentage (sharing)

Q No.	Question	Response Count	Strongly agree %	Agree %	Disagree %	Strongly disagree %	Don't know %	Didn't answer %
4	My child likes being at this school.	10	40.00	40.00	0.00	10.00	10.00	0.00
5	Staff treat my child fairly and with respect.	10	40.00	50.00	0.00	0.00	10.00	0.00
6	I feel that my child is safe at the school.	10	30.00	40.00	20.00	0.00	10.00	0.00
7	The school helps my child to feel confident.	10	30.00	50.00	0.00	0.00	20.00	0.00
8	I feel staff really know my child as an individual.	10	30.00	50.00	10.00	10.00	0.00	0.00
9	My child finds their learning activities hard enough.	10	40.00	40.00	10.00	10.00	0.00	0.00
10	My child receives the help he/she needs to do well.	10	20.00	50.00	10.00	10.00	10.00	0.00
11	My child is encouraged by the school to be healthy and take regular exercise.	10	60.00	30.00	0.00	0.00	10.00	0.00
12	The school supports my child's emotional wellbeing.	10	20.00	60.00	0.00	0.00	20.00	0.00
13	My child is making good progress at the school.	10	40.00	40.00	10.00	10.00	0.00	0.00
14	I receive helpful, regular feedback about how my child is learning and developing e.g. informal feedback, reports and learning profiles.	10	10.00	50.00	10.00	30.00	0.00	0.00
15	The information I receive about how my child is doing reaches me at the right time.	10	20.00	50.00	20.00	10.00	0.00	0.00
16	I understand how my child's progress is assessed.	10	20.00	50.00	30.00	0.00	0.00	0.00
17	The school gives me advice on how to support my child's learning at home.	X	X	X	X	X	X	X
18	The school organises activities where my child and I can learn together.	10	10.00	50.00	30.00	10.00	0.00	0.00
19	The school takes my views into account when making changes.	10	10.00	60.00	20.00	10.00	0.00	0.00
20	I feel comfortable approaching the school with questions, suggestions and/or a problem.	10	30.00	50.00	0.00	10.00	10.00	0.00
21	I feel encouraged to be involved in the work of the Parent Council and/or parent association.	10	30.00	50.00	0.00	0.00	20.00	0.00
22	I am kept informed about the work of the Parent Council and/or parent association.	10	10.00	70.00	10.00	0.00	10.00	0.00

Q No.	Question (cont.)	Response Count	Strongly agree %	Agree %	Disagree %	Strongly disagree %	Don't know %	Didn't answer %
23	I am satisfied with the quality of teaching in the school.	X	X	X	X	X	X	X
24	The school is well led and managed.	X	X	X	X	X	X	X
25	The school encourages children to treat others with respect.	X	X	X	X	X	X	X
26	I would recommend the school to other parents.	X	X	X	X	X	X	X
27	Overall, I am satisfied with the school.	X	X	X	X	X	X	X

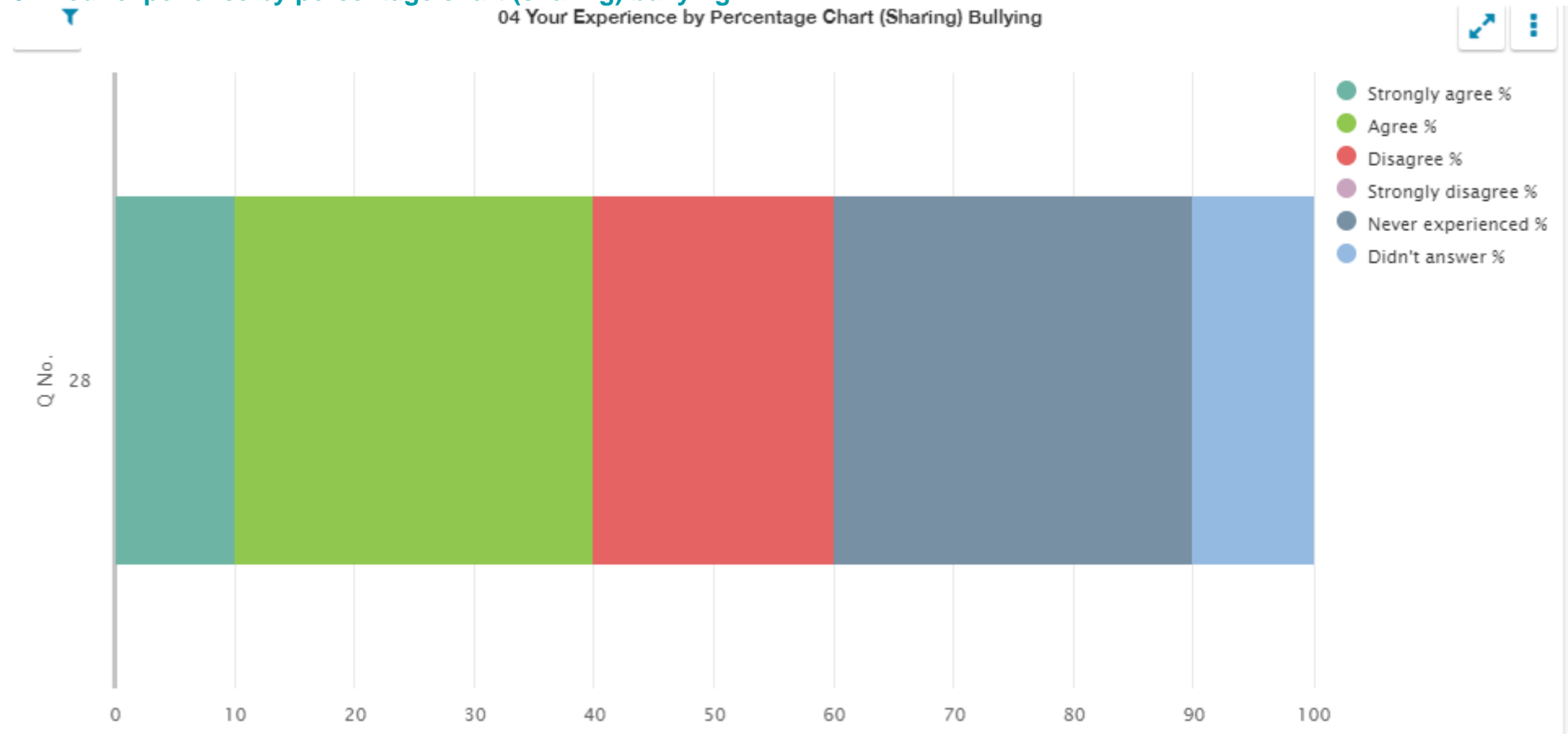
04 Your experience by percentage chart (sharing)



04 Your experience by percentage (sharing) bullying

Q No.	Question	Response Count	Strongly agree %	Agree %	Disagree %	Strongly disagree %	Never experienced %	Didn't answer %
28	The school deals well with any bullying.	10	10.00	30.00	20.00	0.00	30.00	10.00

04 Your experience by percentage chart (sharing) bullying



Questionnaire for partners with the school (06)

06 Your experience by percentage (sharing)

Q No.	Question	Response Count	Strongly agree %	Agree %	Disagree %	Strongly disagree %	Don't know %	N/A %	Didn't answer %
3	My service/organisation works in partnership with the school on a regular basis.	13	46.15	38.46	0.00	0.00	7.69	0.00	7.69
4	We are aware of the school's procedures for reporting child protection and safeguarding concerns.	13	69.23	23.08	0.00	0.00	7.69	0.00	0.00
5	My service/organisation has a clear understanding of the school's strategies for raising attainment for all.	13	38.46	46.15	7.69	0.00	7.69	0.00	0.00
6	There are effective arrangements in place for jointly planning provision with the school.	13	46.15	38.46	7.69	0.00	7.69	0.00	0.00
7	There are effective arrangements for jointly delivering provision with the school.	13	61.54	23.08	7.69	0.00	7.69	0.00	0.00
8	My service/organisation is involved in the school's self-evaluation of our joint work.	13	15.38	30.77	7.69	7.69	15.38	7.69	15.38
9	Roles and responsibilities are clearly defined within the partnership.	13	46.15	23.08	7.69	0.00	0.00	7.69	15.38
10	Effective arrangements are in place to evaluate the impact of our partnership working.	X	X	X	X	X	X	X	X
11	My service/organisation is kept up to date with changes in the school which may affect the services we deliver.	13	30.77	30.77	7.69	0.00	7.69	0.00	23.08
12	The school provides my service/organisation with relevant information about the needs of children and young people.	13	38.46	38.46	0.00	0.00	7.69	0.00	15.38
13	Arrangements are in place to support my service/organisation to share relevant information about the progress of children and young people with the school.	13	38.46	30.77	7.69	0.00	0.00	7.69	15.38
14	The school values the contribution made by my service/organisation.	13	53.85	30.77	0.00	0.00	15.38	0.00	0.00
15	The school actively promotes my service/organisation to potential users, as appropriate.	13	61.54	23.08	0.00	0.00	15.38	0.00	0.00

Q No.	Question (cont.)	Response Count	Strongly agree %	Agree %	Disagree %	Strongly disagree %	Don't know %	N/A %	Didn't answer %
16	There are opportunities to network, share practice and participate in joint training and development with the school.	13	30.77	46.15	7.69	0.00	7.69	7.69	0.00
17	My service/organisation has a clear understanding of the social, cultural and economic context of the school.	13	76.92	15.38	0.00	0.00	7.69	0.00	0.00
18	Overall, partnership working with the school works well.	13	53.85	30.77	7.69	0.00	7.69	0.00	0.00

06 Your experience by percentage chart (sharing)

