

St Andrew's Primary School and Nursery Class

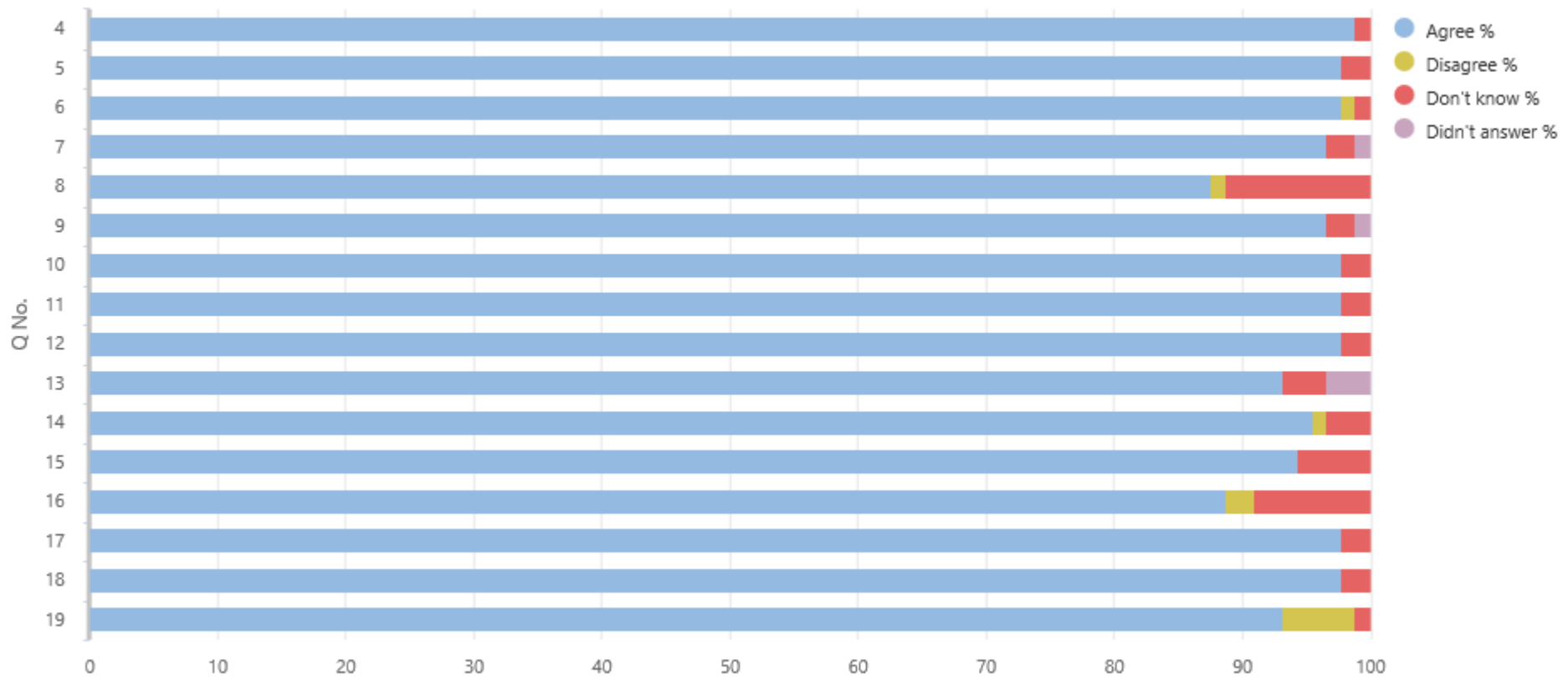
Pre-inspection questionnaire summary report

Inspection week: 23 September 2019

Children in primary stages (01)

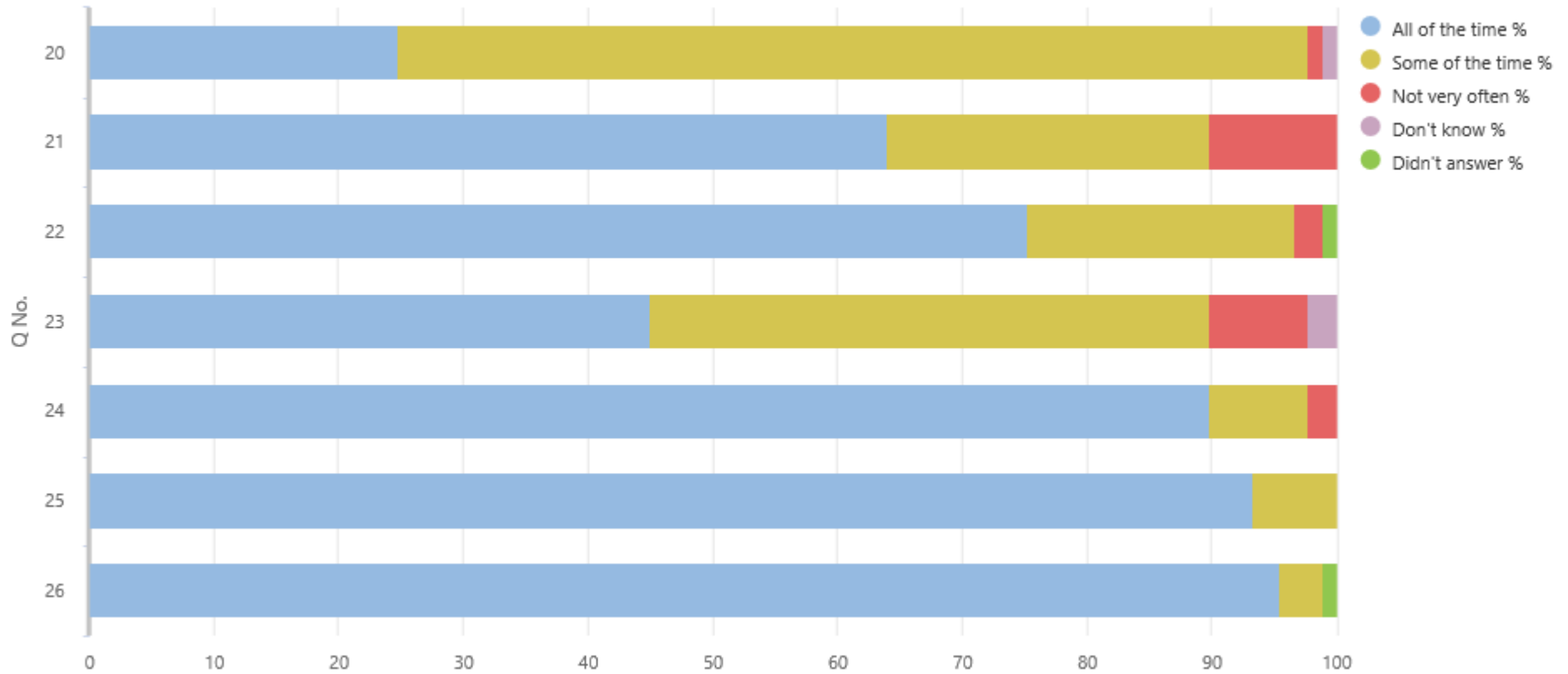
| Q No. | Question | Response Count | Agree % | Disagree % | Don't know % | Didn't answer % |
|-------|---|----------------|---------|------------|--------------|-----------------|
| 4 | I feel safe when I am at school. | 89 | 98.88 | 0 | 1.12 | 0 |
| 5 | My school helps me to feel safe. | 89 | 97.75 | 0 | 2.25 | 0 |
| 6 | I have someone in my school I can speak to if I am upset or worried about something. | 89 | 97.75 | 1.12 | 1.12 | 0 |
| 7 | Staff treat me fairly and with respect. | 89 | 96.63 | 0 | 2.25 | 1.12 |
| 8 | Other children treat me fairly and with respect. | 89 | 87.64 | 1.12 | 11.24 | 0 |
| 9 | My school helps me to understand and respect other people. | 89 | 96.63 | 0 | 2.25 | 1.12 |
| 10 | My school is helping me to become confident. | 89 | 97.75 | 0 | 2.25 | 0 |
| 11 | My school teaches me how to lead a healthy lifestyle. | 89 | 97.75 | 0 | 2.25 | 0 |
| 12 | There are lots of chances at my school for me to get regular exercise. | 89 | 97.75 | 0 | 2.25 | 0 |
| 13 | My school offers me the opportunity to take part in activities in school beyond the classroom and timetabled day. | 89 | 93.26 | 0 | 3.37 | 3.37 |
| 14 | I have the opportunity to discuss my achievements outwith school with an adult in school who knows me well. | 89 | 95.51 | 1.12 | 3.37 | 0 |
| 15 | My school listens to my views. | 89 | 94.38 | 0 | 5.62 | 0 |
| 16 | My school takes my views into account. | 89 | 88.76 | 2.25 | 8.99 | 0 |
| 17 | I feel comfortable approaching staff with questions or suggestions. | 89 | 97.75 | 0 | 2.25 | 0 |
| 18 | Staff help me to understand how I am progressing in my school work. | 89 | 97.75 | 0 | 2.25 | 0 |
| 19 | My homework helps me to understand and improve my work in school. | 89 | 93.26 | 5.62 | 1.12 | 0 |

01 Your Experience by Percentage Chart (Sharing)



| Q No. | Question | Response Count | All of the time % | Some of the time % | Not very often % | Don't know % | Didn't answer % |
|-------|---|----------------|-------------------|--------------------|------------------|--------------|-----------------|
| 20 | Other children behave well. | 89 | 24.72 | 73.03 | 1.12 | 1.12 | 0 |
| 21 | My teachers ask me about what things I want to learn in school. | 89 | 64.04 | 25.84 | 10.11 | 0 | 0 |
| 22 | I enjoy learning at school. | 89 | 75.28 | 21.35 | 2.25 | 0 | 1.12 |
| 23 | I feel that my work in school is hard enough. | 89 | 44.94 | 44.94 | 7.87 | 2.25 | 0 |
| 24 | I know who to ask to get help if I find my work too hard. | 89 | 89.89 | 7.87 | 2.25 | 0 | 0 |
| 25 | I am encouraged by staff to do the best I can. | 89 | 93.26 | 6.74 | 0 | 0 | 0 |
| 26 | I am happy with the quality of teaching in my school. | 89 | 95.51 | 3.37 | 0 | 0 | 1.12 |

01 Your Experience by Percentage 2 Chart (Sharing)

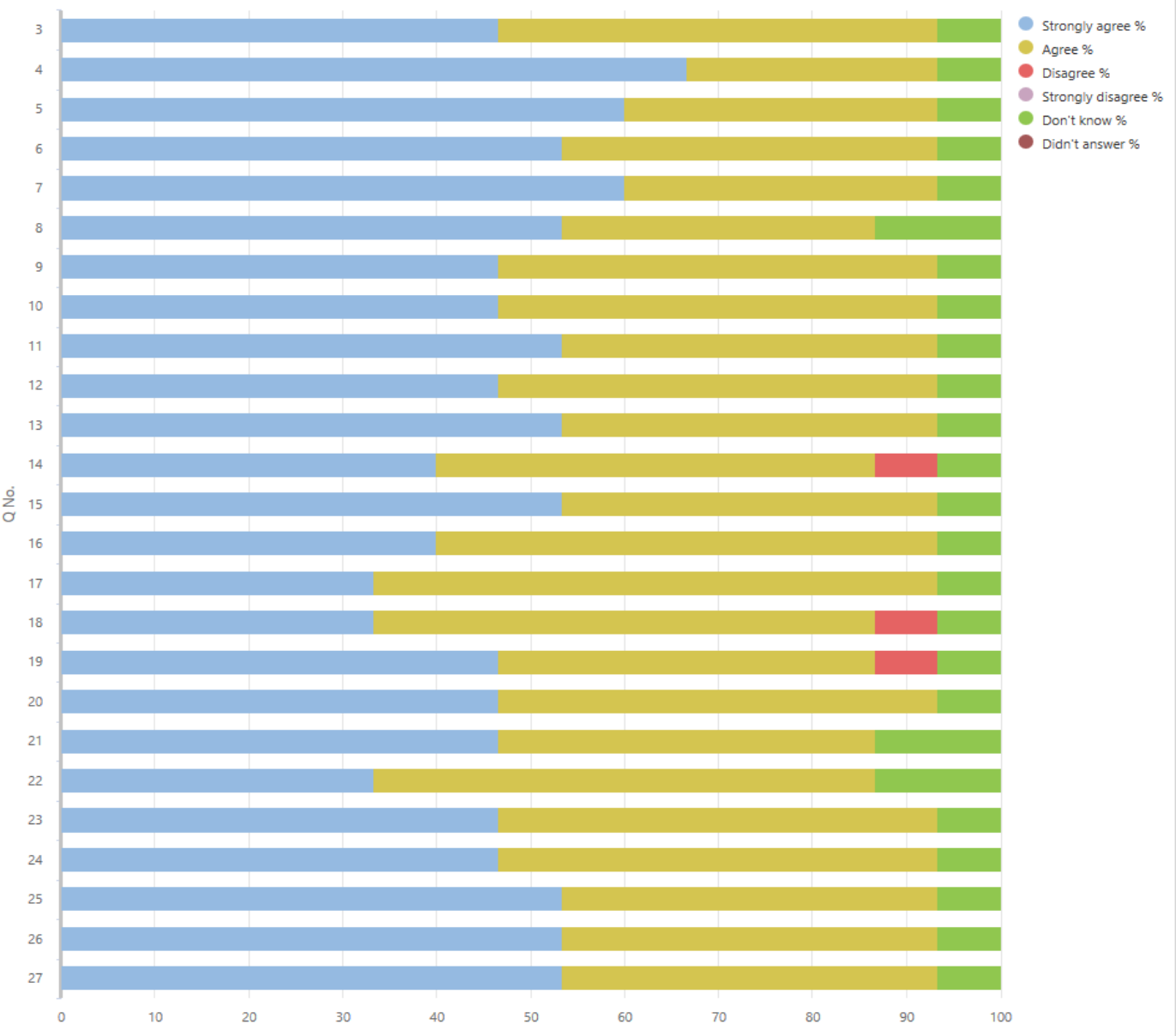


Parents/carers of children in the early learning and childcare setting (03)

| Q No | Question | Response Count | Strongly agree % | Agree % | Disagree % | Strongly disagree % | Don't know % | Didn't answer % |
|------|--|----------------|------------------|---------|------------|---------------------|--------------|-----------------|
| 3 | My child likes being at this setting. | 15 | 46.67 | 46.67 | 0 | 0 | 6.67 | 0 |
| 4 | Staff treat my child fairly and with respect. | 15 | 66.67 | 26.67 | 0 | 0 | 6.67 | 0 |
| 5 | I feel that my child is safe at the setting. | 15 | 60 | 33.33 | 0 | 0 | 6.67 | 0 |
| 6 | My child's behaviour is managed effectively. | 15 | 53.33 | 40 | 0 | 0 | 6.67 | 0 |
| 7 | The setting helps my child to feel confident. | 15 | 60 | 33.33 | 0 | 0 | 6.67 | 0 |
| 8 | I feel staff really know my child as an individual. | 15 | 53.33 | 33.33 | 0 | 0 | 13.33 | 0 |
| 9 | The learning experiences my child has at the setting are at the right level for them. | 15 | 46.67 | 46.67 | 0 | 0 | 6.67 | 0 |
| 10 | My child's learning and development is well supported by the staff in the setting. | 15 | 46.67 | 46.67 | 0 | 0 | 6.67 | 0 |
| 11 | My child is encouraged to be healthy and to be physically active. | 15 | 53.33 | 40 | 0 | 0 | 6.67 | 0 |
| 12 | The setting supports my child's emotional wellbeing. | 15 | 46.67 | 46.67 | 0 | 0 | 6.67 | 0 |
| 13 | My child is making good progress at the setting. | 15 | 53.33 | 40 | 0 | 0 | 6.67 | 0 |
| 14 | I receive helpful, regular feedback about how my child is learning and developing e.g. informal feedback, reports and learning profiles. | 15 | 40 | 46.67 | 6.67 | 0 | 6.67 | 0 |
| 15 | The information I receive about how my child is learning and developing is shared with me when I request it. | 15 | 53.33 | 40 | 0 | 0 | 6.67 | 0 |
| 16 | I understand how the setting monitors my child's progress in learning. | 15 | 40 | 53.33 | 0 | 0 | 6.67 | 0 |
| 17 | The setting gives me ideas on how to support my child's learning at home. | 15 | 33.33 | 60 | 0 | 0 | 6.67 | 0 |

| | | | | | | | | |
|----|---|----|-------|-------|------|---|-------|---|
| 18 | The setting organises activities where my child and I can learn together. | 15 | 33.33 | 53.33 | 6.67 | 0 | 6.67 | 0 |
| 19 | The setting takes my views into account when making changes. | 15 | 46.67 | 40 | 6.67 | 0 | 6.67 | 0 |
| 20 | I feel comfortable approaching the setting with questions, suggestions and/or a problem. | 15 | 46.67 | 46.67 | 0 | 0 | 6.67 | 0 |
| 21 | I feel encouraged to be involved in the work of parent groups. | 15 | 46.67 | 40 | 0 | 0 | 13.33 | 0 |
| 22 | I am kept informed about the work of parent groups. | 15 | 33.33 | 53.33 | 0 | 0 | 13.33 | 0 |
| 23 | The setting is well led and managed. | 15 | 46.67 | 46.67 | 0 | 0 | 6.67 | 0 |
| 24 | The setting encourages children to treat others kindly and with respect. | 15 | 46.67 | 46.67 | 0 | 0 | 6.67 | 0 |
| 25 | I would recommend the setting to other parents. | 15 | 53.33 | 40 | 0 | 0 | 6.67 | 0 |
| 26 | My child was well supported as they started at the setting or moved to a new room or group. | 15 | 53.33 | 40 | 0 | 0 | 6.67 | 0 |
| 27 | Overall, I am satisfied with the setting. | 15 | 53.33 | 40 | 0 | 0 | 6.67 | 0 |

03 Your Experience by Percentage Chart (Sharing)

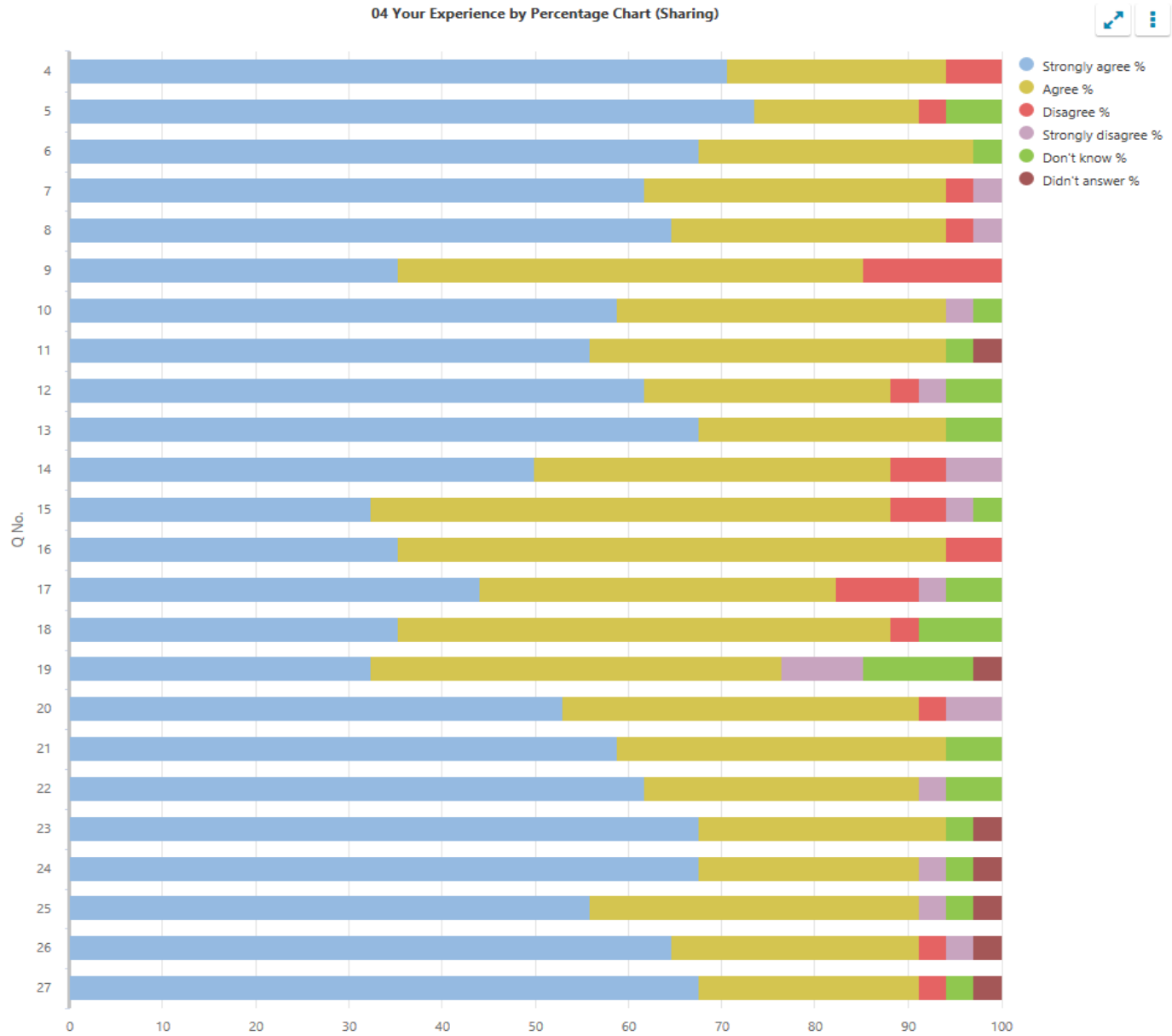


Parents/carers of children in primary stages (04)

| Q No | Question | Response Count | Strongly agree % | Agree % | Disagree % | Strongly disagree % | Don't know % | Didn't answer % |
|------|--|----------------|------------------|---------|------------|---------------------|--------------|-----------------|
| 4 | My child likes being at this school. | 34 | 70.59 | 23.53 | 5.88 | 0 | 0 | 0 |
| 5 | Staff treat my child fairly and with respect. | 34 | 73.53 | 17.65 | 2.94 | 0 | 5.88 | 0 |
| 6 | I feel that my child is safe at the school. | 34 | 67.65 | 29.41 | 0 | 0 | 2.94 | 0 |
| 7 | The school helps my child to feel confident. | 34 | 61.76 | 32.35 | 2.94 | 2.94 | 0 | 0 |
| 8 | I feel staff really know my child as an individual. | 34 | 64.71 | 29.41 | 2.94 | 2.94 | 0 | 0 |
| 9 | My child finds their learning activities hard enough. | 34 | 35.29 | 50 | 14.71 | 0 | 0 | 0 |
| 10 | My child receives the help he/she needs to do well. | 34 | 58.82 | 35.29 | 0 | 2.94 | 2.94 | 0 |
| 11 | My child is encouraged by the school to be healthy and take regular exercise. | 34 | 55.88 | 38.24 | 0 | 0 | 2.94 | 2.94 |
| 12 | The school supports my child's emotional wellbeing. | 34 | 61.76 | 26.47 | 2.94 | 2.94 | 5.88 | 0 |
| 13 | My child is making good progress at the school. | 34 | 67.65 | 26.47 | 0 | 0 | 5.88 | 0 |
| 14 | I receive helpful, regular feedback about how my child is learning and developing e.g. informal feedback, reports and learning profiles. | 34 | 50 | 38.24 | 5.88 | 5.88 | 0 | 0 |
| 15 | The information I receive about how my child is doing reaches me at the right time. | 34 | 32.35 | 55.88 | 5.88 | 2.94 | 2.94 | 0 |
| 16 | I understand how my child's progress is assessed. | 34 | 35.29 | 58.82 | 5.88 | 0 | 0 | 0 |
| 17 | The school gives me advice on how to support my child's learning at home. | 34 | 44.12 | 38.24 | 8.82 | 2.94 | 5.88 | 0 |
| 18 | The school organises activities where my child and I can learn together. | 34 | 35.29 | 52.94 | 2.94 | 0 | 8.82 | 0 |
| 19 | The school takes my views into account when making changes. | 34 | 32.35 | 44.12 | 0 | 8.82 | 11.76 | 2.94 |
| 20 | I feel comfortable approaching the school with questions, suggestions and/or a problem. | 34 | 52.94 | 38.24 | 2.94 | 5.88 | 0 | 0 |

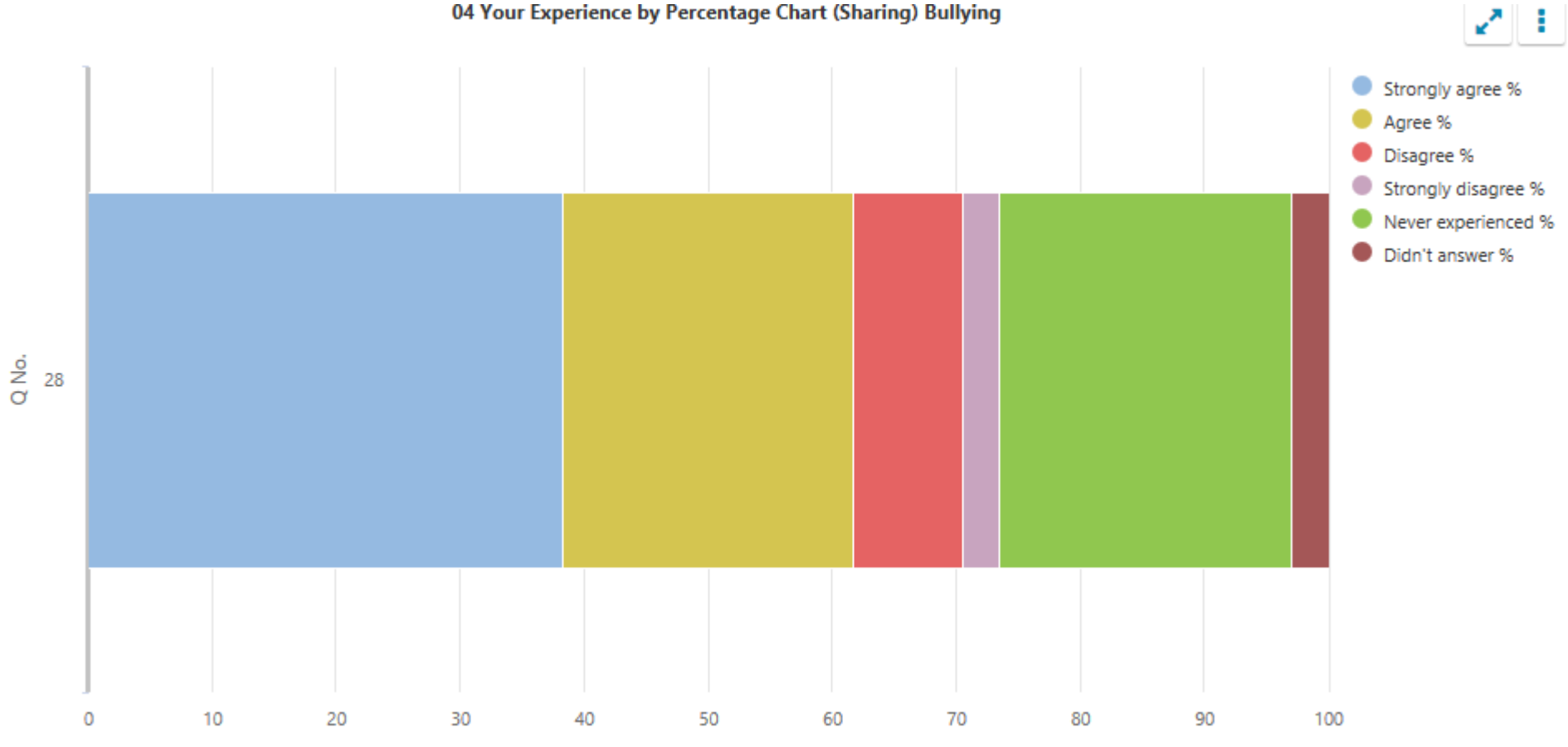
| | | | | | | | | |
|----|---|----|-------|-------|------|------|------|------|
| 21 | I feel encouraged to be involved in the work of the Parent Council and/or parent association. | 34 | 58.82 | 35.29 | 0 | 0 | 5.88 | 0 |
| 22 | I am kept informed about the work of the Parent Council and/or parent association. | 34 | 61.76 | 29.41 | 0 | 2.94 | 5.88 | 0 |
| 23 | I am satisfied with the quality of teaching in the school. | 34 | 67.65 | 26.47 | 0 | 0 | 2.94 | 2.94 |
| 24 | The school is well led and managed. | 34 | 67.65 | 23.53 | 0 | 2.94 | 2.94 | 2.94 |
| 25 | The school encourages children to treat others with respect. | 34 | 55.88 | 35.29 | 0 | 2.94 | 2.94 | 2.94 |
| 26 | I would recommend the school to other parents. | 34 | 64.71 | 26.47 | 2.94 | 2.94 | 0 | 2.94 |
| 27 | Overall, I am satisfied with the school. | 34 | 67.65 | 23.53 | 2.94 | 0 | 2.94 | 2.94 |

04 Your Experience by Percentage Chart (Sharing)



| Q No. | Question | Response Count | Strongly agree % | Agree % | Disagree % | Strongly disagree % | Never experienced % | Didn't answer % |
|-------|--|----------------|------------------|---------|------------|---------------------|---------------------|-----------------|
| 28 | The school deals well with any bullying. | 34 | 38.24 | 23.53 | 8.82 | 2.94 | 23.53 | 2.94 |

04 Your Experience by Percentage Chart (Sharing) Bullying

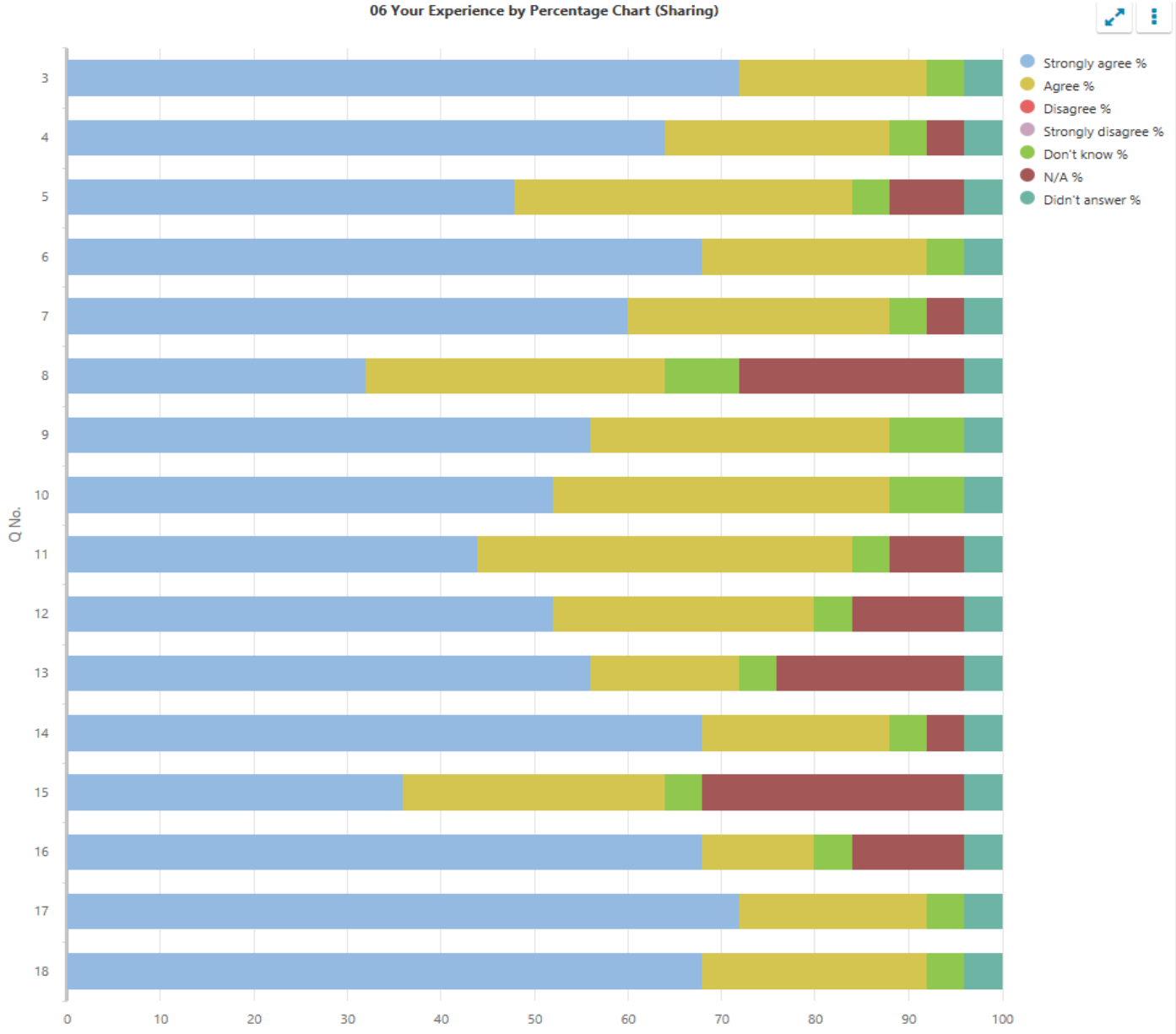


Partners with the school (06)

| Q No | Question | Response Count | Strongly agree % | Agree % | Disagree % | Strongly disagree % | Don't know % | N/A % | Didn't answer % |
|------|---|----------------|------------------|---------|------------|---------------------|--------------|-------|-----------------|
| 3 | My service/organisation works in partnership with the school on a regular basis. | 25 | 72 | 20 | 0 | 0 | 4 | 0 | 4 |
| 4 | We are aware of the school's procedures for reporting child protection and safeguarding concerns. | 25 | 64 | 24 | 0 | 0 | 4 | 4 | 4 |
| 5 | My service/organisation has a clear understanding of the school's strategies for raising attainment for all. | 25 | 48 | 36 | 0 | 0 | 4 | 8 | 4 |
| 6 | There are effective arrangements in place for jointly planning provision with the school. | 25 | 68 | 24 | 0 | 0 | 4 | 0 | 4 |
| 7 | There are effective arrangements for jointly delivering provision with the school. | 25 | 60 | 28 | 0 | 0 | 4 | 4 | 4 |
| 8 | My service/organisation is involved in the school's self-evaluation of our joint work. | 25 | 32 | 32 | 0 | 0 | 8 | 24 | 4 |
| 9 | Roles and responsibilities are clearly defined within the partnership. | 25 | 56 | 32 | 0 | 0 | 8 | 0 | 4 |
| 10 | Effective arrangements are in place to evaluate the impact of our partnership working. | 25 | 52 | 36 | 0 | 0 | 8 | 0 | 4 |
| 11 | My service/organisation is kept up to date with changes in the school which may affect the services we deliver. | 25 | 44 | 40 | 0 | 0 | 4 | 8 | 4 |
| 12 | The school provides my service/organisation with relevant information about the needs of children and young people. | 25 | 52 | 28 | 0 | 0 | 4 | 12 | 4 |
| 13 | Arrangements are in place to support my service/organisation to share relevant information about the progress of children and young people with the school. | 25 | 56 | 16 | 0 | 0 | 4 | 20 | 4 |
| 14 | The school values the contribution made by my service/organisation. | 25 | 68 | 20 | 0 | 0 | 4 | 4 | 4 |
| 15 | The school actively promotes my service/organisation to potential users, as appropriate. | 25 | 36 | 28 | 0 | 0 | 4 | 28 | 4 |

| | | | | | | | | | |
|----|---|----|----|----|---|---|---|----|---|
| 16 | There are opportunities to network, share practice and participate in joint training and development with the school. | 25 | 68 | 12 | 0 | 0 | 4 | 12 | 4 |
| 17 | My service/organisation has a clear understanding of the social, cultural and economic context of the school. | 25 | 72 | 20 | 0 | 0 | 4 | 0 | 4 |
| 18 | Overall, partnership working with the school works well. | 25 | 68 | 24 | 0 | 0 | 4 | 0 | 4 |

06 Your Experience by Percentage Chart (Sharing)



School teachers (10)

| Q No | Question | Response Count | Strongly agree % | Agree % | Disagree % | Strongly disagree % | Don't know % | N/A % | Didn't answer % |
|------|---|----------------|------------------|---------|------------|---------------------|--------------|-------|-----------------|
| 2 | I find it rewarding to be a member of staff at this school. | 13 | 84.62 | 7.69 | 0 | 0 | 7.69 | 0 | 0 |
| 3 | I feel a valued part of the school's community. | 13 | 84.62 | 7.69 | 0 | 0 | 7.69 | 0 | 0 |
| 4 | I am encouraged to learn and share practice with colleagues from other schools. | 13 | 76.92 | 7.69 | 0 | 0 | 7.69 | 7.69 | 0 |
| 5 | I am given the opportunity to learn and share practice with colleagues from other schools. | 13 | 69.23 | 15.38 | 0 | 0 | 7.69 | 7.69 | 0 |
| 6 | I have a clear understanding of the social, cultural and economic context of the school. | 13 | 84.62 | 7.69 | 0 | 0 | 7.69 | 0 | 0 |
| 7 | I feel appropriately supported by the school to undertake my role. | 13 | 84.62 | 7.69 | 0 | 0 | 7.69 | 0 | 0 |
| 8 | I am supported to engage in professional learning. | 13 | 69.23 | 15.38 | 0 | 0 | 7.69 | 0 | 7.69 |
| 9 | My professional learning enables me to reflect on and improve my practice. | 13 | 76.92 | 7.69 | 0 | 0 | 7.69 | 0 | 7.69 |
| 10 | I have regular opportunities to undertake leadership roles. | 13 | 53.85 | 30.77 | 0 | 0 | 7.69 | 0 | 7.69 |
| 11 | I have opportunities to be involved in agreeing priorities for the school. | 13 | 61.54 | 23.08 | 0 | 0 | 7.69 | 0 | 7.69 |
| 12 | I am actively involved in the school's ongoing self-evaluation. | 13 | 84.62 | 0 | 0 | 0 | 7.69 | 0 | 7.69 |
| 13 | GTCS standards are used to support professional dialogue. | 13 | 38.46 | 46.15 | 0 | 0 | 7.69 | 0 | 7.69 |
| 14 | I use information, including data, effectively to identify and reduce inequalities in children's and young people's outcomes. | 13 | 53.85 | 30.77 | 0 | 0 | 7.69 | 0 | 7.69 |
| 15 | I understand how to apply the school's procedures relating to child protection and safeguarding. | 13 | 76.92 | 15.38 | 0 | 0 | 7.69 | 0 | 0 |

| | | | | | | | | | |
|----|--|----|-------|-------|---|---|------|------|---|
| 16 | The school's vision and values underpins my work. | 13 | 76.92 | 15.38 | 0 | 0 | 7.69 | 0 | 0 |
| 17 | Staff treat all children and young people fairly and with respect. | 13 | 92.31 | 0 | 0 | 0 | 7.69 | 0 | 0 |
| 18 | Colleagues treat each other with respect. | 13 | 92.31 | 0 | 0 | 0 | 7.69 | 0 | 0 |
| 19 | Children and young people are encouraged and supported to treat others with respect. | 13 | 92.31 | 0 | 0 | 0 | 7.69 | 0 | 0 |
| 20 | Children and young people are well behaved. | 13 | 38.46 | 53.85 | 0 | 0 | 7.69 | 0 | 0 |
| 21 | The school deals effectively with any bullying. | 13 | 61.54 | 30.77 | 0 | 0 | 7.69 | 0 | 0 |
| 22 | I am provided with feedback when I report an incident. | 13 | 69.23 | 15.38 | 0 | 0 | 7.69 | 7.69 | 0 |
| 23 | Staff at all levels within the school communicate effectively with each other. | 13 | 76.92 | 15.38 | 0 | 0 | 7.69 | 0 | 0 |
| 24 | The school's arrangements for engaging parents in their child's learning are effective. | 13 | 76.92 | 15.38 | 0 | 0 | 7.69 | 0 | 0 |
| 25 | The school is well led and managed. | 13 | 92.31 | 0 | 0 | 0 | 7.69 | 0 | 0 |
| 26 | Collaborative working across the school is effective in taking forward improvement. | 13 | 61.54 | 30.77 | 0 | 0 | 7.69 | 0 | 0 |
| 27 | Children and young people are engaged in their learning. | 13 | 53.85 | 38.46 | 0 | 0 | 7.69 | 0 | 0 |
| 28 | I give children and young people regular feedback which helps them to progress. | 13 | 84.62 | 7.69 | 0 | 0 | 7.69 | 0 | 0 |
| 29 | Children and young people are provided with experiences which meet their learning needs. | 13 | 69.23 | 23.08 | 0 | 0 | 7.69 | 0 | 0 |
| 30 | Children and young people are involved in talking about and planning their learning. | 13 | 61.54 | 30.77 | 0 | 0 | 7.69 | 0 | 0 |
| 31 | Children and young people are involved in setting their learning targets. | 13 | 53.85 | 38.46 | 0 | 0 | 7.69 | 0 | 0 |
| 32 | Children and young people have the opportunity to lead their learning. | 13 | 46.15 | 46.15 | 0 | 0 | 7.69 | 0 | 0 |
| 33 | I receive appropriate support for planning, preparation and assessment. | 13 | 76.92 | 15.38 | 0 | 0 | 7.69 | 0 | 0 |

| | | | | | | | | | |
|----|---|----|-------|-------|---|---|------|------|---|
| 34 | The school has effective strategies to support children and young people with their learning, including those requiring additional support. | 13 | 76.92 | 15.38 | 0 | 0 | 7.69 | 0 | 0 |
| 35 | Staff have a shared understanding of their 'responsibility of all' in literacy and numeracy and health and wellbeing. | 13 | 69.23 | 23.08 | 0 | 0 | 7.69 | 0 | 0 |
| 36 | Moderation activities are helping me to make sound professional judgements. | 13 | 38.46 | 46.15 | 0 | 0 | 7.69 | 7.69 | 0 |
| 37 | I have regular opportunities to help shape the curriculum through discussions with colleagues, parents and partners. | 13 | 53.85 | 38.46 | 0 | 0 | 7.69 | 0 | 0 |
| 38 | I am aware of and involved in the school's strategies for raising attainment for all. | 13 | 84.62 | 7.69 | 0 | 0 | 7.69 | 0 | 0 |

10 Your Experience by Percentage Chart (Sharing)

