

# **Campie Primary School and Nursery Class**

## **Pre-inspection questionnaire summary report**

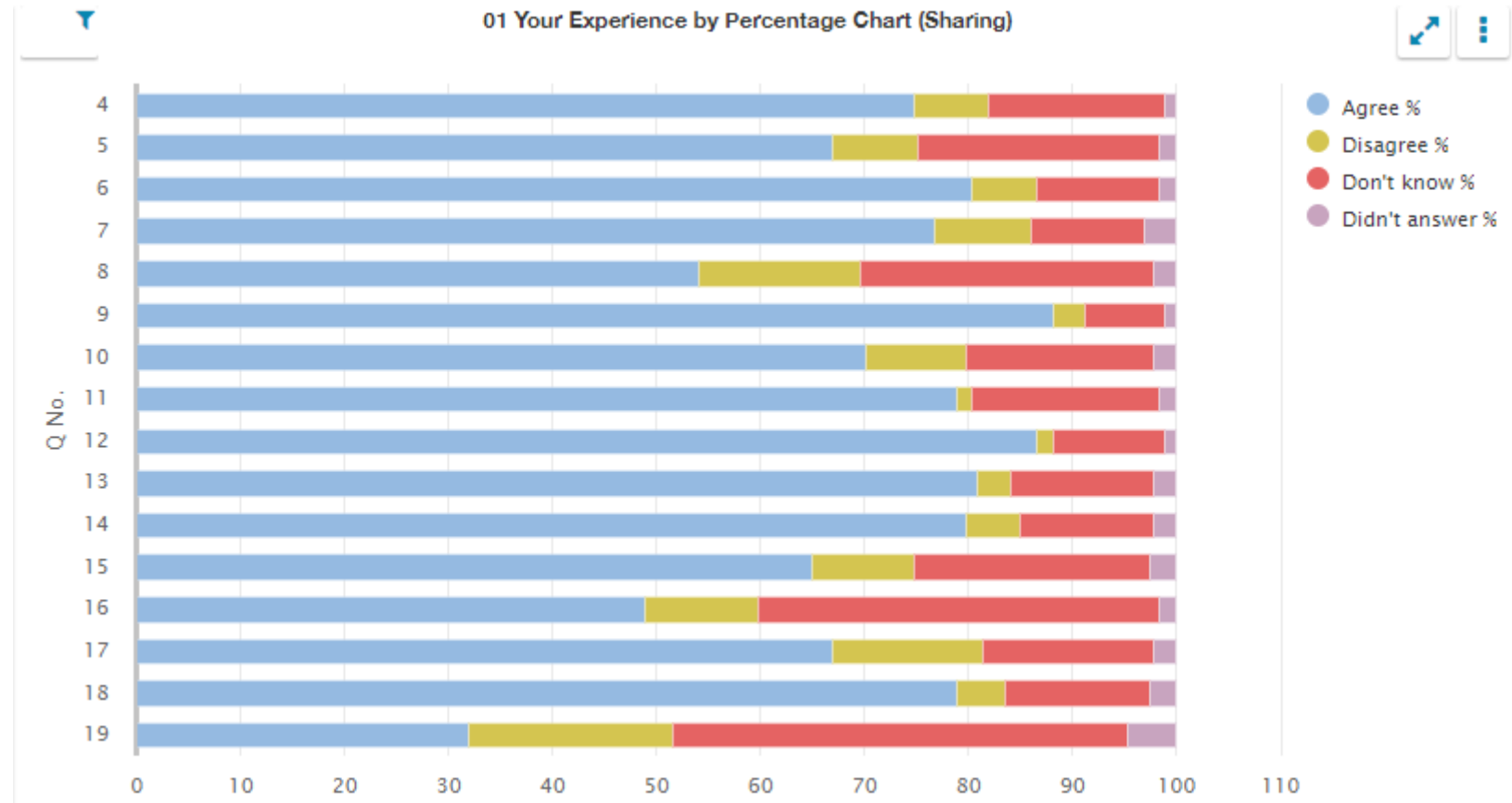
### **Inspection week: 22 April 2024**

## Questionnaire for children in primary stages (01)

## 01 Your experience by percentage (sharing)

Q No.	Question	Response Count	Agree %	Disagree %	Don't know %	Didn't answer %
4	I feel safe when I am at school.	194	74.74	7.22	17.01	1.03
5	My school helps me to feel safe.	194	67.01	8.25	23.2	1.55
6	I have someone in my school I can speak to if I am upset or worried about something.	194	80.41	6.19	11.86	1.55
7	Staff treat me fairly and with respect.	194	76.8	9.28	10.82	3.09
8	Other children treat me fairly and with respect.	194	54.12	15.46	28.35	2.06
9	My school helps me to understand and respect other people.	194	88.14	3.09	7.73	1.03
10	My school is helping me to become confident.	194	70.1	9.79	18.04	2.06
11	My school teaches me how to lead a healthy lifestyle.	194	78.87	1.55	18.04	1.55
12	There are lots of chances at my school for me to get regular exercise.	194	86.6	1.55	10.82	1.03
13	My school offers me the opportunity to take part in activities in school beyond the classroom and timetabled day.	194	80.93	3.09	13.92	2.06
14	I have the opportunity to discuss my achievements outwith school with an adult in school who knows me well.	194	79.9	5.15	12.89	2.06
15	My school listens to my views.	194	64.95	9.79	22.68	2.58
16	My school takes my views into account.	194	48.97	10.82	38.66	1.55
17	I feel comfortable approaching staff with questions or suggestions.	194	67.01	14.43	16.49	2.06
18	Staff help me to understand how I am progressing in my school work.	194	78.87	4.64	13.92	2.58
19	My homework helps me to understand and improve my work in school.	194	31.96	19.59	43.81	4.64

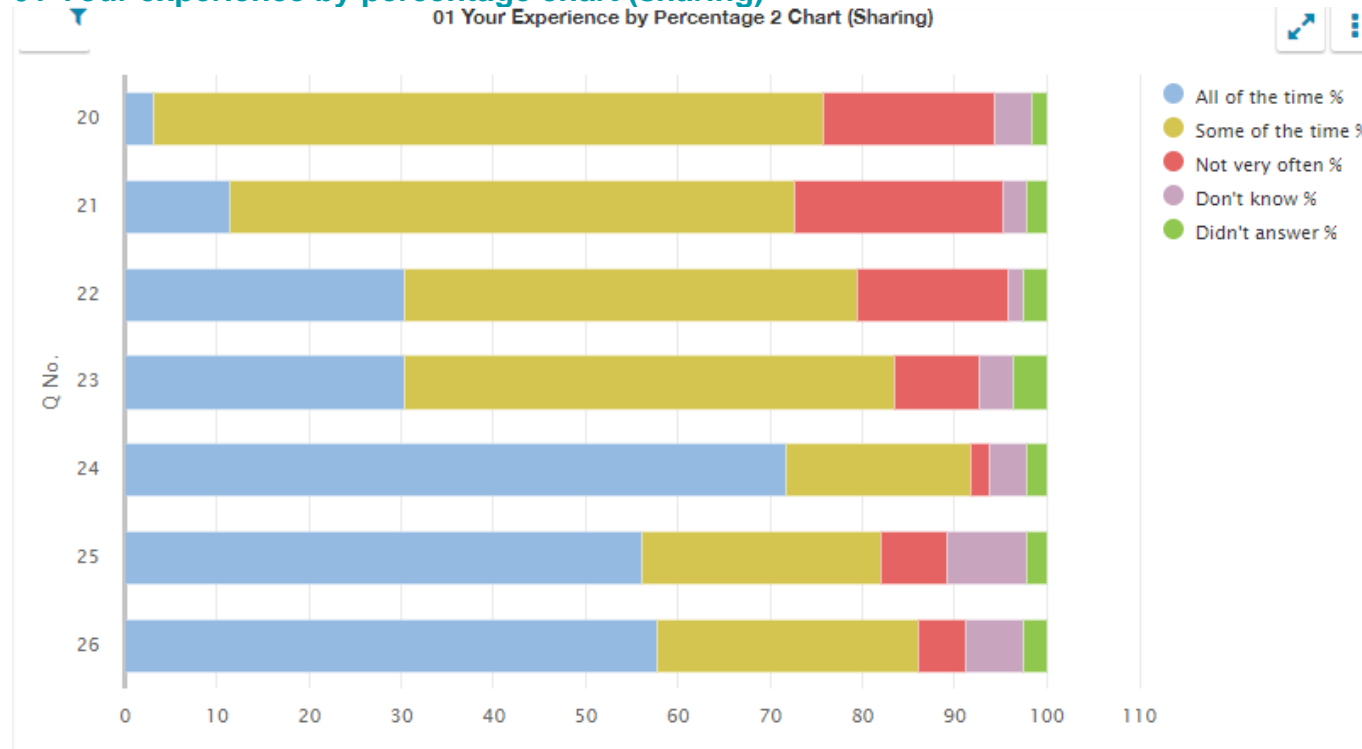
01 Your experience by percentage chart (sharing)



## 01 Your experience by percentage 2 (sharing)

Q No.	Question	Response Count	All of the time %	Some of the time %	Not very often %	Don't know %	Didn't answer %
20	Other children behave well.	194	3.09	72.68	18.56	4.12	1.55
21	My teachers ask me about what things I want to learn in school.	194	11.34	61.34	22.68	2.58	2.06
22	I enjoy learning at school.	194	30.41	48.97	16.49	1.55	2.58
23	I feel that my work in school is hard enough.	194	30.41	53.09	9.28	3.61	3.61
24	I know who to ask to get help if I find my work too hard.	194	71.65	20.1	2.06	4.12	2.06
25	I am encouraged by staff to do the best I can.	194	56.19	25.77	7.22	8.76	2.06
26	I am happy with the quality of teaching in my school.	194	57.73	28.35	5.15	6.19	2.58

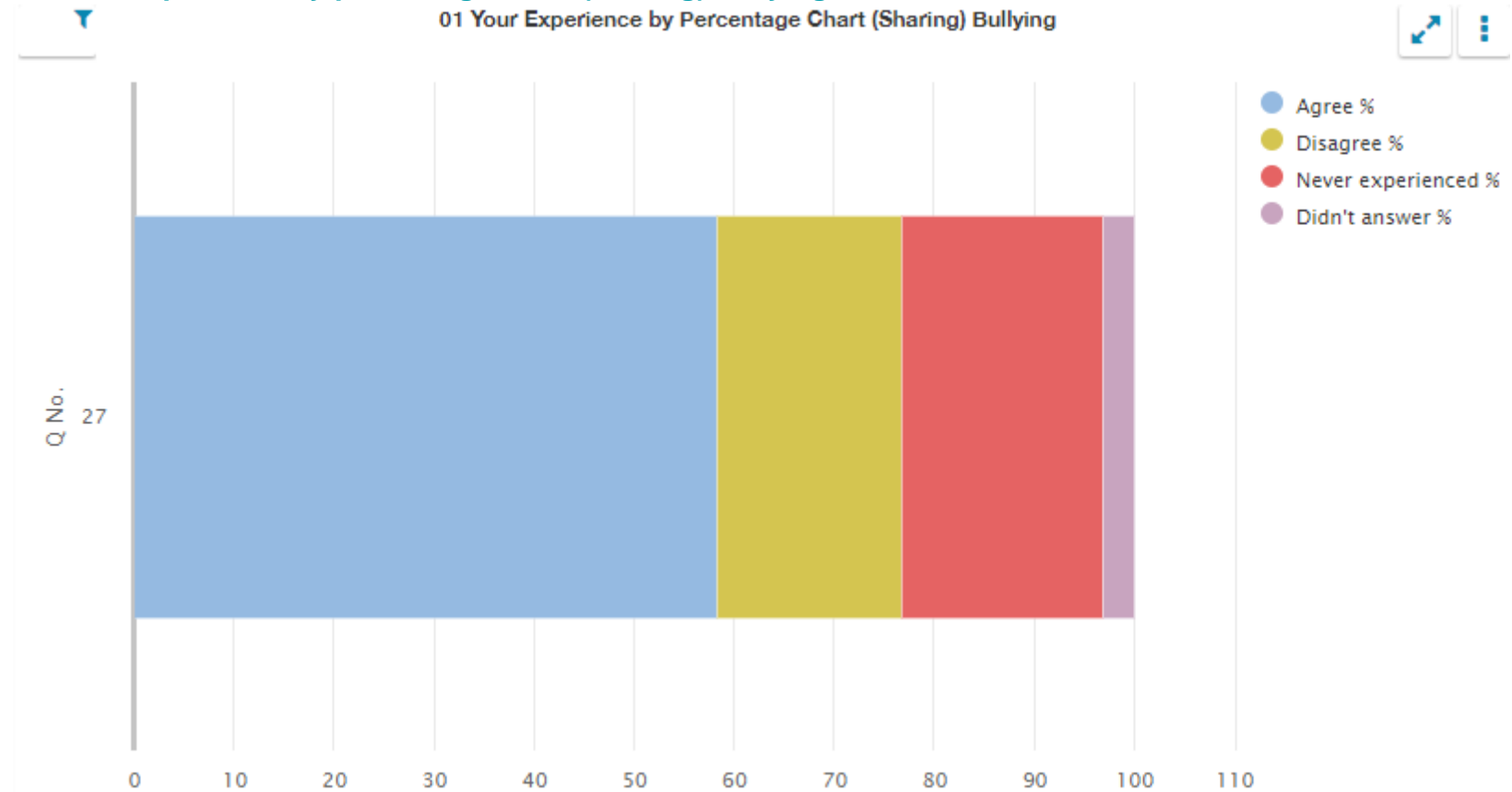
## 01 Your experience by percentage chart (sharing)



01 Your experience by percentage (sharing) bullying

Q No.	Question	Response Count	Agree %	Disagree %	Never experienced %	Didn't answer %
27	My school deals well with any bullying.	194	58.25	18.56	20.1	3.09

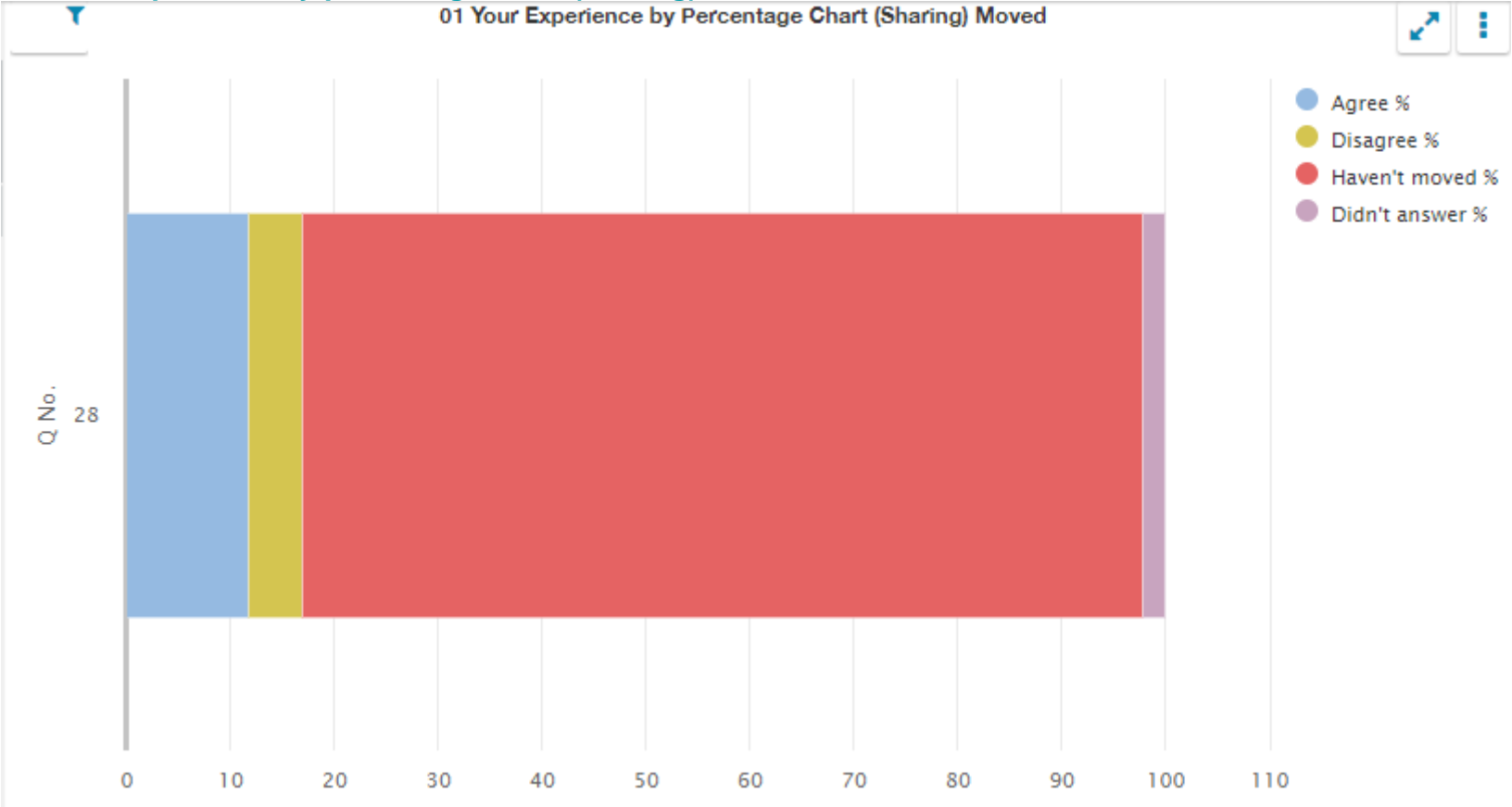
01 Your experience by percentage chart (sharing) bullying



01 Your experience by percentage (sharing) moved

Q No.	Question	Response Count	Agree %	Disagree %	Haven't moved %	Didn't answer %
28	I was well supported if I moved to a new school within the last year.	194	11.86	5.15	80.93	2.06

01 Your experience by percentage chart (sharing) moved



## Questionnaire for parents/carers of children in the early learning and childcare setting (03)

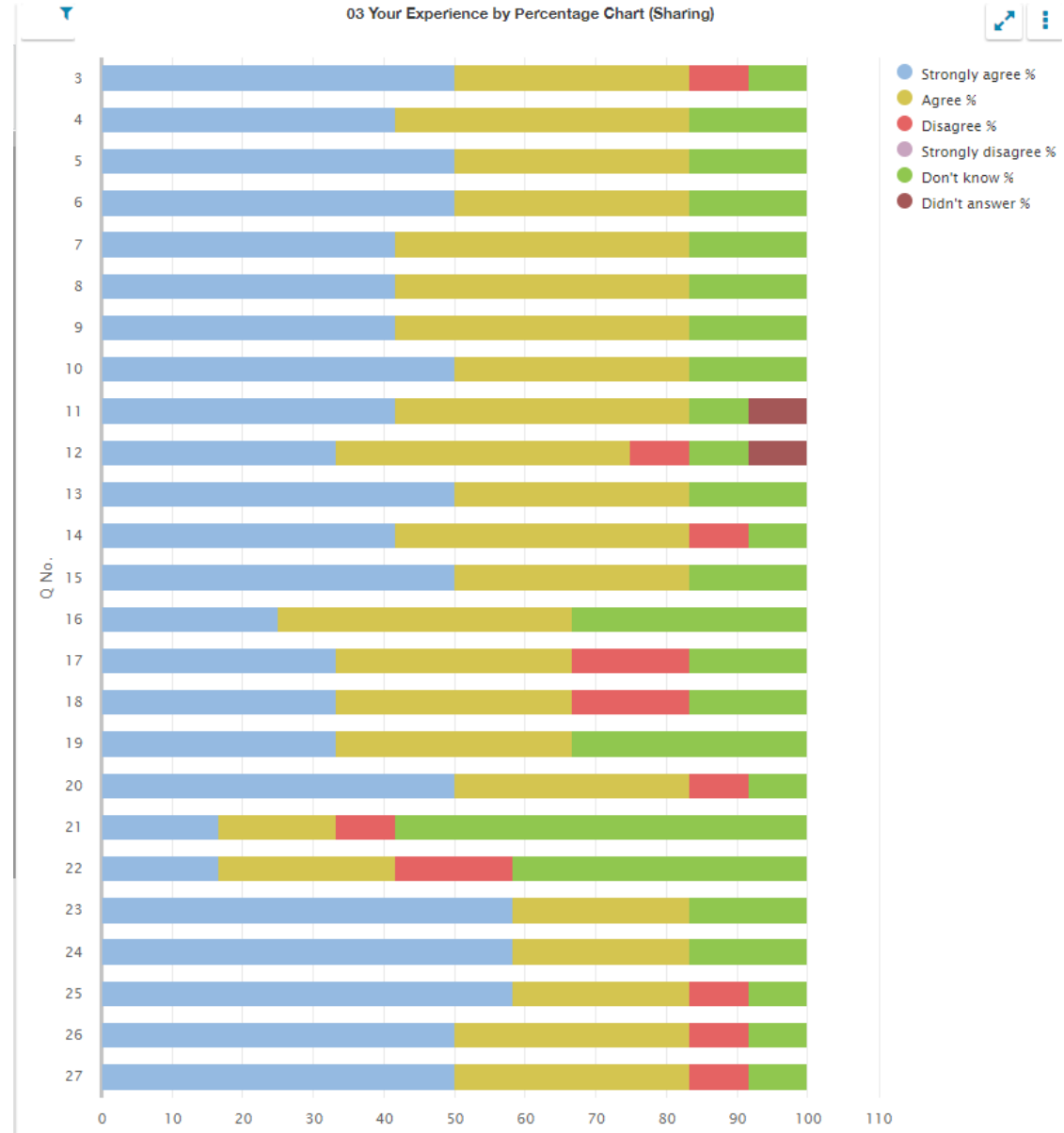
## 03 Your experience by percentage (sharing)

Q No.	Question	Response Count	Strongly agree %	Agree %	Disagree %	Strongly disagree %	Don't know %	Didn't answer %
3	My child likes being at this setting.	12	50	33.33	8.33	0.00	8.33	0.00
4	Staff treat my child fairly and with respect.	12	41.67	41.67	0.00	0.00	16.67	0.00
5	I feel that my child is safe at the setting.	12	50	33.33	0.00	0.00	16.67	0.00
6	My child's behaviour is managed effectively.	12	50	33.33	0.00	0.00	16.67	0.00
7	The setting helps my child to feel confident.	12	41.67	41.67	0.00	0.00	16.67	0.00
8	I feel staff really know my child as an individual.	12	41.67	41.67	0.00	0.00	16.67	0.00
9	The learning experiences my child has at the setting are at the right level for them.	12	41.67	41.67	0.00	0.00	16.67	0.00
10	My child's learning and development is well supported by the staff in the setting.	12	50	33.33	0.00	0.00	16.67	0.00
11	My child is encouraged to be healthy and to be physically active.	12	41.67	41.67	0.00	0.00	8.33	8.33
12	The setting supports my child's emotional wellbeing.	12	33.33	41.67	8.33	0.00	8.33	8.33
13	My child is making good progress at the setting.	12	50	33.33	0.00	0.00	16.67	0.00
14	I receive helpful, regular feedback about how my child is learning and developing e.g. informal feedback, reports and learning profiles.	12	41.67	41.67	8.33	0.00	8.33	0.00
15	The information I receive about how my child is learning and developing is shared with me when I request it.	12	50	33.33	0.00	0.00	16.67	0.00
16	I understand how the setting monitors my child's progress in learning.	12	25	41.67	0.00	0.00	33.33	0.00
17	The setting gives me ideas on how to support my child's learning at home.	12	33.33	33.33	16.67	0.00	16.67	0.00
18	The setting organises activities where my child and I can learn together.	12	33.33	33.33	16.67	0.00	16.67	0.00
19	The setting takes my views into account when making changes.	12	33.33	33.33	0.00	0.00	33.33	0.00
20	I feel comfortable approaching the setting with questions, suggestions and/or a problem.	12	50	33.33	8.33	0.00	8.33	0.00

Q No.	Question (cont.)	Response Count	Strongly agree %	Agree %	Disagree %	Strongly disagree %	Don't know %	Didn't answer %
21	I feel encouraged to be involved in the work of parent groups.	12	16.67	16.67	8.33	0.00	58.33	0.00
22	I am kept informed about the work of parent groups.	12	16.67	25	16.67	0.00	41.67	0.00
23	The setting is well led and managed.	12	58.33	25	0.00	0.00	16.67	0.00
24	The setting encourages children to treat others kindly and with respect.	12	58.33	25	0.00	0.00	16.67	0.00
25	I would recommend the setting to other parents.	12	58.33	25	8.33	0.00	8.33	0.00
26	My child was well supported as they started at the setting or moved to a new room or group.	12	50	33.33	8.33	0.00	8.33	0.00
27	Overall, I am satisfied with the setting.	12	50	33.33	8.33	0.00	8.33	0.00



03 Your experience by percentage chart (sharing)



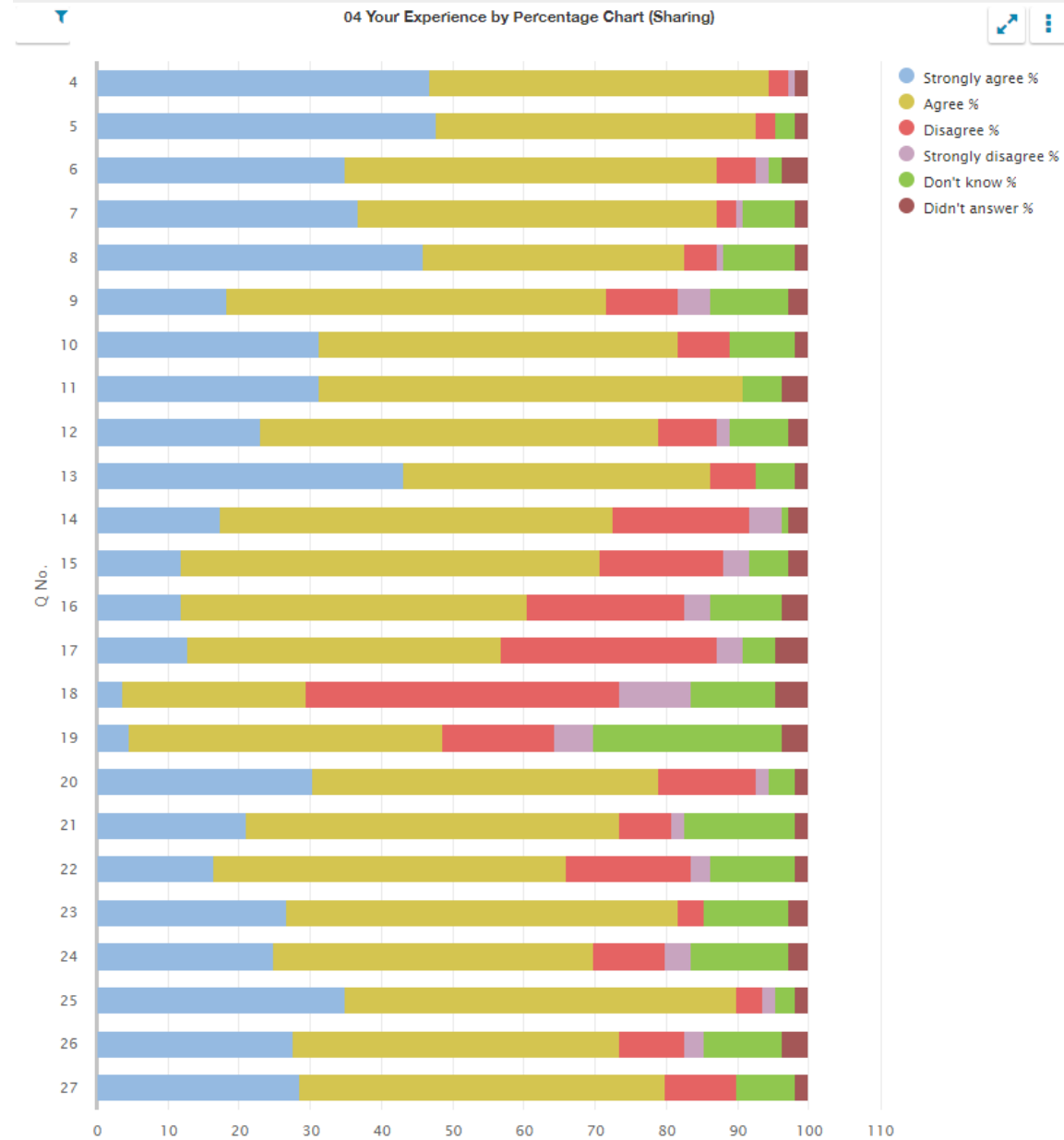
## Questionnaire for parents/carers of children in primary stages (04)

## 04 Your experience by percentage (sharing)

Q No.	Question	Response Count	Strongly agree %	Agree %	Disagree %	Strongly disagree %	Don't know %	Didn't answer %
4	My child likes being at this school.	109	46.79	47.71	2.75	0.92	0.00	1.83
5	Staff treat my child fairly and with respect.	109	47.71	44.95	2.75	0.00	2.75	1.83
6	I feel that my child is safe at the school.	109	34.86	52.29	5.5	1.83	1.83	3.67
7	The school helps my child to feel confident.	109	36.7	50.46	2.75	0.92	7.34	1.83
8	I feel staff really know my child as an individual.	109	45.87	36.7	4.59	0.92	10.09	1.83
9	My child finds their learning activities hard enough.	109	18.35	53.21	10.09	4.59	11.01	2.75
10	My child receives the help he/she needs to do well.	109	31.19	50.46	7.34	0.00	9.17	1.83
11	My child is encouraged by the school to be healthy and take regular exercise.	109	31.19	59.63	0.00	0.00	5.5	3.67
12	The school supports my child's emotional wellbeing.	109	22.94	55.96	8.26	1.83	8.26	2.75
13	My child is making good progress at the school.	109	43.12	43.12	6.42	0.00	5.5	1.83
14	I receive helpful, regular feedback about how my child is learning and developing e.g. informal feedback, reports and learning profiles.	109	17.43	55.05	19.27	4.59	0.92	2.75
15	The information I receive about how my child is doing reaches me at the right time.	109	11.93	58.72	17.43	3.67	5.5	2.75
16	I understand how my child's progress is assessed.	109	11.93	48.62	22.02	3.67	10.09	3.67
17	The school gives me advice on how to support my child's learning at home.	109	12.84	44.04	30.28	3.67	4.59	4.59
18	The school organises activities where my child and I can learn together.	109	3.67	25.69	44.04	10.09	11.93	4.59
19	The school takes my views into account when making changes.	109	4.59	44.04	15.6	5.5	26.61	3.67
20	I feel comfortable approaching the school with questions, suggestions and/or a problem.	109	30.28	48.62	13.76	1.83	3.67	1.83
21	I feel encouraged to be involved in the work of the Parent Council and/or parent association.	109	21.1	52.29	7.34	1.83	15.6	1.83
22	I am kept informed about the work of the Parent Council and/or parent association.	109	16.51	49.54	17.43	2.75	11.93	1.83

Q No.	Question (cont.)	Response Count	Strongly agree %	Agree %	Disagree %	Strongly disagree %	Don't know %	Didn't answer %
23	I am satisfied with the quality of teaching in the school.	109	26.61	55.05	3.67	0.00	11.93	2.75
24	The school is well led and managed.	109	24.77	44.95	10.09	3.67	13.76	2.75
25	The school encourages children to treat others with respect.	109	34.86	55.05	3.67	1.83	2.75	1.83
26	I would recommend the school to other parents.	109	27.52	45.87	9.17	2.75	11.01	3.67
27	Overall, I am satisfied with the school.	109	28.44	51.38	10.09	0.00	8.26	1.83

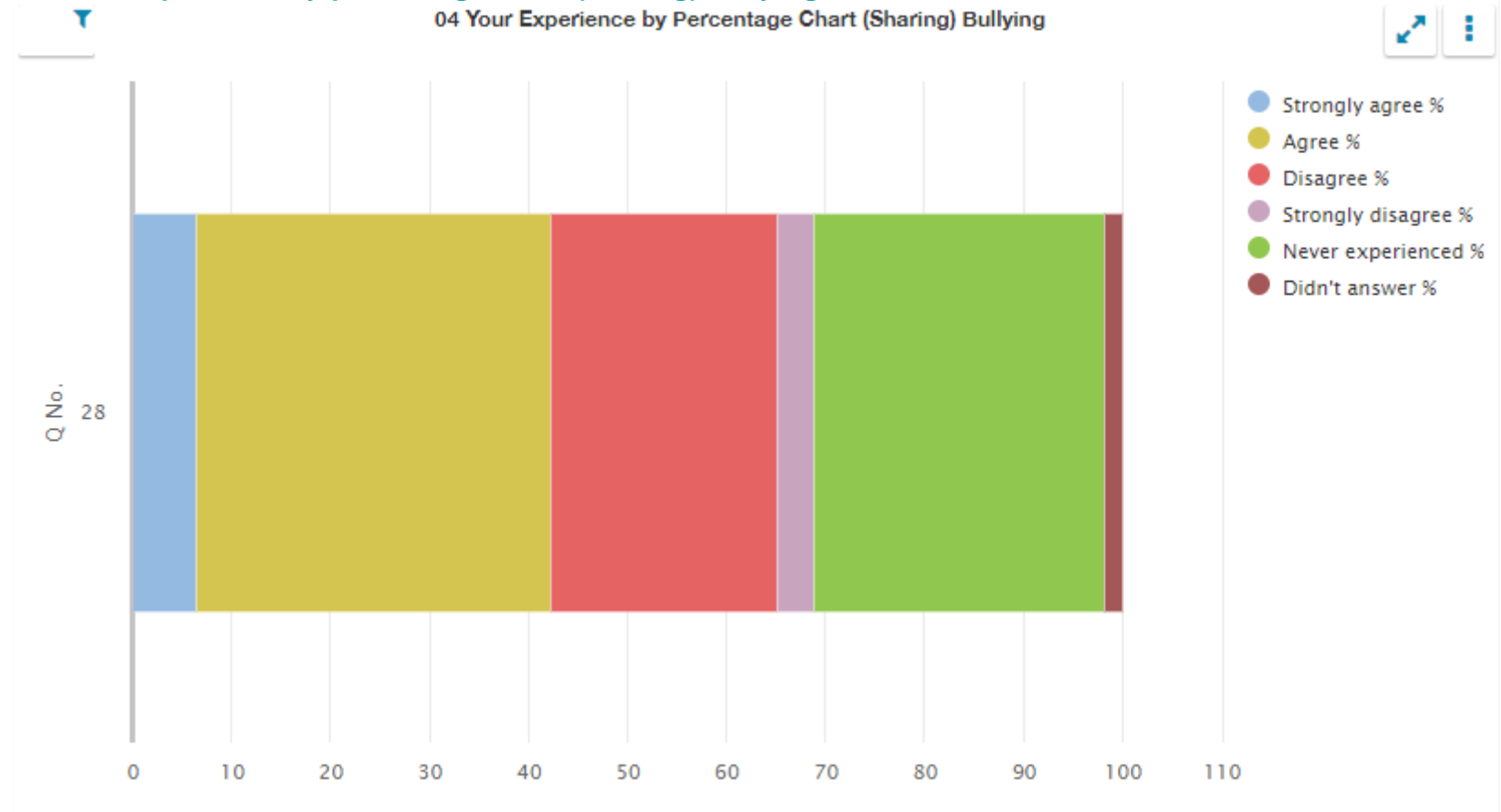
04 Your experience by percentage chart (sharing)



04 Your experience by percentage (sharing) bullying

Q No.	Question	Response Count	Strongly agree %	Agree %	Disagree %	Strongly disagree %	Never experienced %	Didn't answer %
28	The school deals well with any bullying.	109	6.42	35.78	22.94	3.67	29.36	1.83

04 Your experience by percentage chart (sharing) bullying



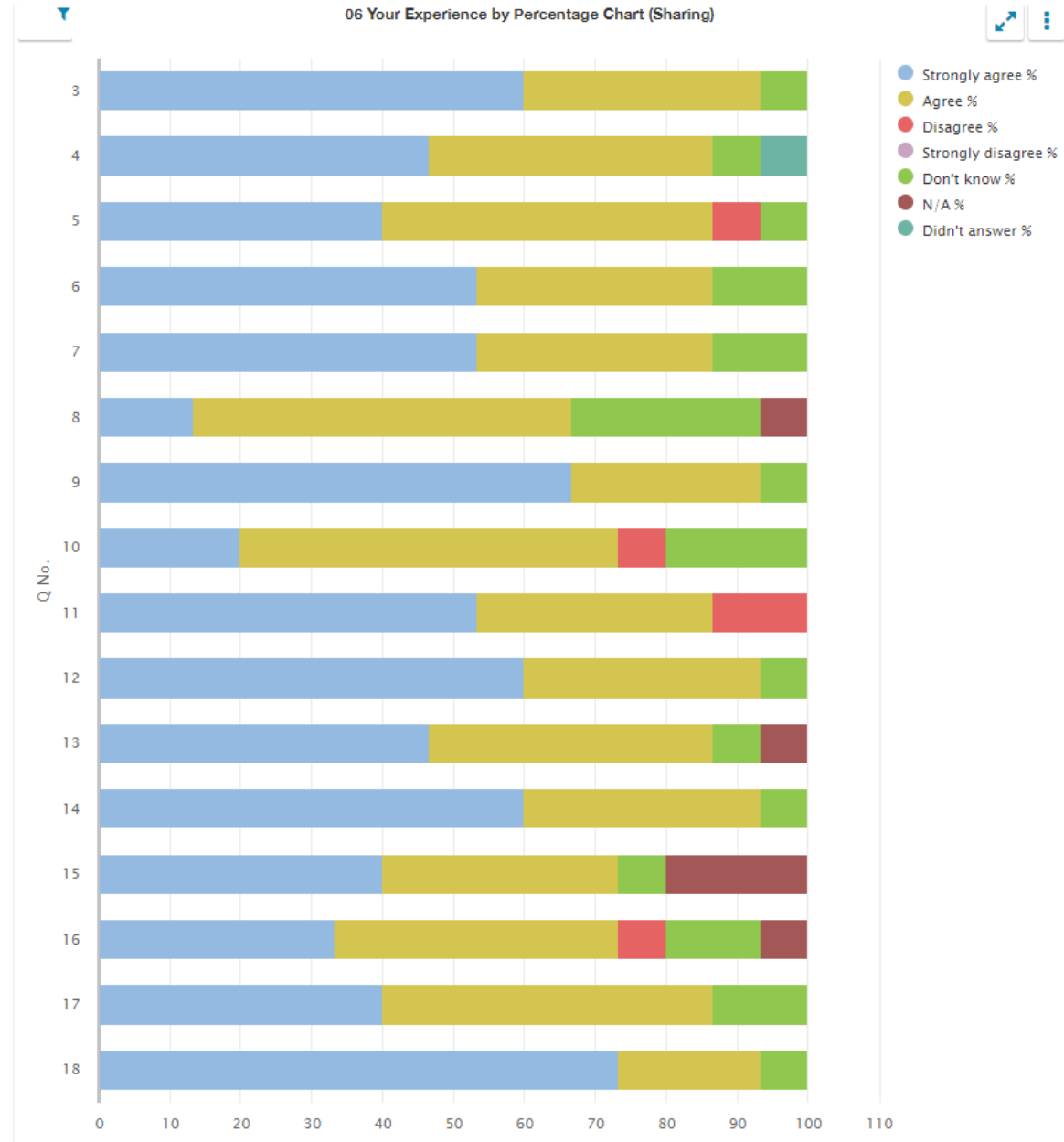
## Questionnaire for partners with the school (06)

## 06 Your experience by percentage (sharing)

Q No.	Question	Response Count	Strongly agree %	Agree %	Disagree %	Strongly disagree %	Don't know %	N/A %	Didn't answer %
3	My service/organisation works in partnership with the school on a regular basis.	15	60	33.33	0.00	0.00	6.67	0.00	0.00
4	We are aware of the school's procedures for reporting child protection and safeguarding concerns.	15	46.67	40	0.00	0.00	6.67	0.00	6.67
5	My service/organisation has a clear understanding of the school's strategies for raising attainment for all.	15	40	46.67	6.67	0.00	6.67	0.00	0.00
6	There are effective arrangements in place for jointly planning provision with the school.	15	53.33	33.33	0.00	0.00	13.33	0.00	0.00
7	There are effective arrangements for jointly delivering provision with the school.	15	53.33	33.33	0.00	0.00	13.33	0.00	0.00
8	My service/organisation is involved in the school's self-evaluation of our joint work.	15	13.33	53.33	0.00	0.00	26.67	6.67	0.00
9	Roles and responsibilities are clearly defined within the partnership.	15	66.67	26.67	0.00	0.00	6.67	0.00	0.00
10	Effective arrangements are in place to evaluate the impact of our partnership working.	15	20	53.33	6.67	0.00	20	0.00	0.00
11	My service/organisation is kept up to date with changes in the school which may affect the services we deliver.	15	53.33	33.33	13.33	0.00	0.00	0.00	0.00
12	The school provides my service/organisation with relevant information about the needs of children and young people.	15	60	33.33	0.00	0.00	6.67	0.00	0.00
13	Arrangements are in place to support my service/organisation to share relevant information about the progress of children and young people with the school.	15	46.67	40	0.00	0.00	6.67	6.67	0.00
14	The school values the contribution made by my service/organisation.	15	60	33.33	0.00	0.00	6.67	0.00	0.00
15	The school actively promotes my service/organisation to potential users, as appropriate.	15	40	33.33	0.00	0.00	6.67	20	0.00

Q No.	Question (cont.)	Response Count	Strongly agree %	Agree %	Disagree %	Strongly disagree %	Don't know %	N/A %	Didn't answer %
16	There are opportunities to network, share practice and participate in joint training and development with the school.	15	33.33	40	6.67	0.00	13.33	6.67	0.00
17	My service/organisation has a clear understanding of the social, cultural and economic context of the school.	15	40	46.67	0.00	0.00	13.33	0.00	0.00
18	Overall, partnership working with the school works well.	15	73.33	20	0.00	0.00	6.67	0.00	0.00

06 Your experience by percentage chart (sharing)





## Questionnaire for school teachers (10)

## 10 Your experience by percentage (sharing)

Q No.	Question	Response Count	Strongly agree %	Agree %	Disagree %	Strongly disagree %	Don't know %	N/A %	Didn't answer %
2	I find it rewarding to be a member of staff at this school.	20	50	20	10	5	15	0.00	0.00
3	I feel a valued part of the school's community.	20	40	45	10	5	0.00	0.00	0.00
4	I am encouraged to learn and share practice with colleagues from other schools.	20	15	40	35	0.00	5	0.00	5
5	I am given the opportunity to learn and share practice with colleagues from other schools.	20	20	40	40	0.00	0.00	0.00	0.00
6	I have a clear understanding of the social, cultural and economic context of the school.	20	45	50	0.00	0.00	5	0.00	0.00
7	I feel appropriately supported by the school to undertake my role.	20	20	55	5	10	10	0.00	0.00
8	I am supported to engage in professional learning.	20	25	60	15	0.00	0.00	0.00	0.00
9	My professional learning enables me to reflect on and improve my practice.	20	40	50	5	0.00	5	0.00	0.00
10	I have regular opportunities to undertake leadership roles.	20	15	40	30	0.00	0.00	15	0.00
11	I have opportunities to be involved in agreeing priorities for the school.	20	40	45	5	0.00	0.00	5	5
12	I am actively involved in the school's ongoing self-evaluation.	20	40	50	0.00	0.00	5	5	0.00
13	GTCS standards are used to support professional dialogue.	20	50	40	0.00	0.00	10	0.00	0.00
14	I use information, including data, effectively to identify and reduce inequalities in children's and young people's outcomes.	20	40	55	0.00	0.00	5	0.00	0.00
15	I understand how to apply the school's procedures relating to child protection and safeguarding.	20	60	35	0.00	0.00	5	0.00	0.00
16	The school's vision and values underpins my work.	20	50	45	0.00	0.00	5	0.00	0.00
17	Staff treat all children and young people fairly and with respect.	20	45	50	0.00	0.00	5	0.00	0.00

Q No.	Question (cont.)	Response Count	Strongly agree %	Agree %	Disagree %	Strongly disagree %	Don't know %	N/A %	Didn't answer %
18	Colleagues treat each other with respect.	20	65	20	5	5	5	0.00	0.00
19	Children and young people are encouraged and supported to treat others with respect.	20	45	50	0.00	0.00	5	0.00	0.00
20	Children and young people are well behaved.	20	0.00	85	15	0.00	0.00	0.00	0.00
21	The school deals effectively with any bullying.	20	10	70	5	0.00	15	0.00	0.00
22	I am provided with feedback when I report an incident.	20	20	45	25	0.00	0.00	5	5
23	Staff at all levels within the school communicate effectively with each other.	20	15	45	30	5	5	0.00	0.00
24	The school's arrangements for engaging parents in their child's learning are effective.	20	20	65	0.00	0.00	15	0.00	0.00
25	The school is well led and managed.	20	20	50	10	5	15	0.00	0.00
26	Collaborative working across the school is effective in taking forward improvement.	20	25	65	0.00	0.00	10	0.00	0.00
27	Children and young people are engaged in their learning.	20	25	70	0.00	0.00	5	0.00	0.00
28	I give children and young people regular feedback which helps them to progress.	20	25	70	0.00	0.00	5	0.00	0.00
29	Children and young people are provided with experiences which meet their learning needs.	20	15	75	0.00	0.00	10	0.00	0.00
30	Children and young people are involved in talking about and planning their learning.	20	30	60	0.00	0.00	10	0.00	0.00
31	Children and young people are involved in setting their learning targets.	20	10	75	10	0.00	5	0.00	0.00
32	Children and young people have the opportunity to lead their learning.	20	5	80	5	0.00	10	0.00	0.00
33	I receive appropriate support for planning, preparation and assessment.	20	5	80	15	0.00	0.00	0.00	0.00
34	The school has effective strategies to support children and young people with their learning, including those requiring additional support.	20	5	65	30	0.00	0.00	0.00	0.00
35	Staff have a shared understanding of their 'responsibility of all' in literacy and numeracy and health and wellbeing.	20	40	55	0.00	0.00	5	0.00	0.00

Q No.	Question (cont.)	Response Count	Strongly agree %	Agree %	Disagree %	Strongly disagree %	Don't know %	N/A %	Didn't answer %
36	Moderation activities are helping me to make sound professional judgements.	20	15	70	5	0.00	5	5	0.00
37	I have regular opportunities to help shape the curriculum through discussions with colleagues, parents and partners.	20	30	50	5	0.00	10	5	0.00
38	I am aware of and involved in the school's strategies for raising attainment for all.	20	25	65	5	0.00	5	0.00	0.00

10 Your experience by percentage chart (sharing)

