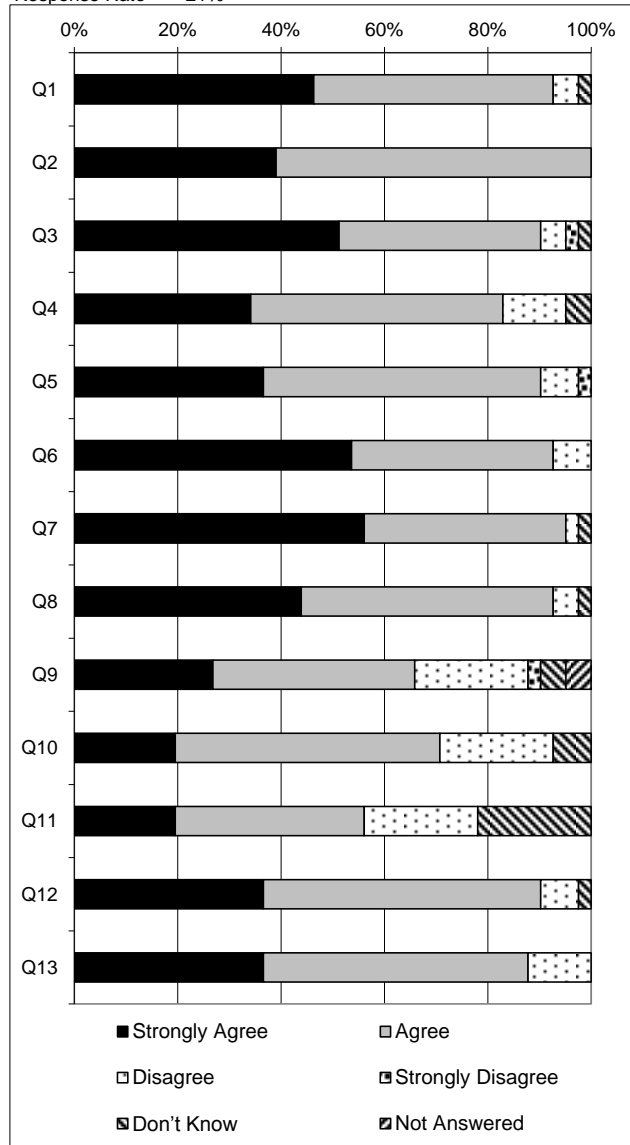


A sample of parents, children and young people, and all members of staff were invited to give their views of the school using a pre-inspection questionnaire. Their views informed the inspection process, including the nature of discussions in a number of meetings. Strengths and issues identified were explored by the inspection team, and the findings are included in the inspection report. The following information gives the statistical detail from those that returned questionnaires.

## Parent Questionnaire Summary

Centre Name Abercromby Primary School  
 SEED Number 5701929  
 Quest. Issued 200  
 Quest. Input 41  
 Response Rate 21%

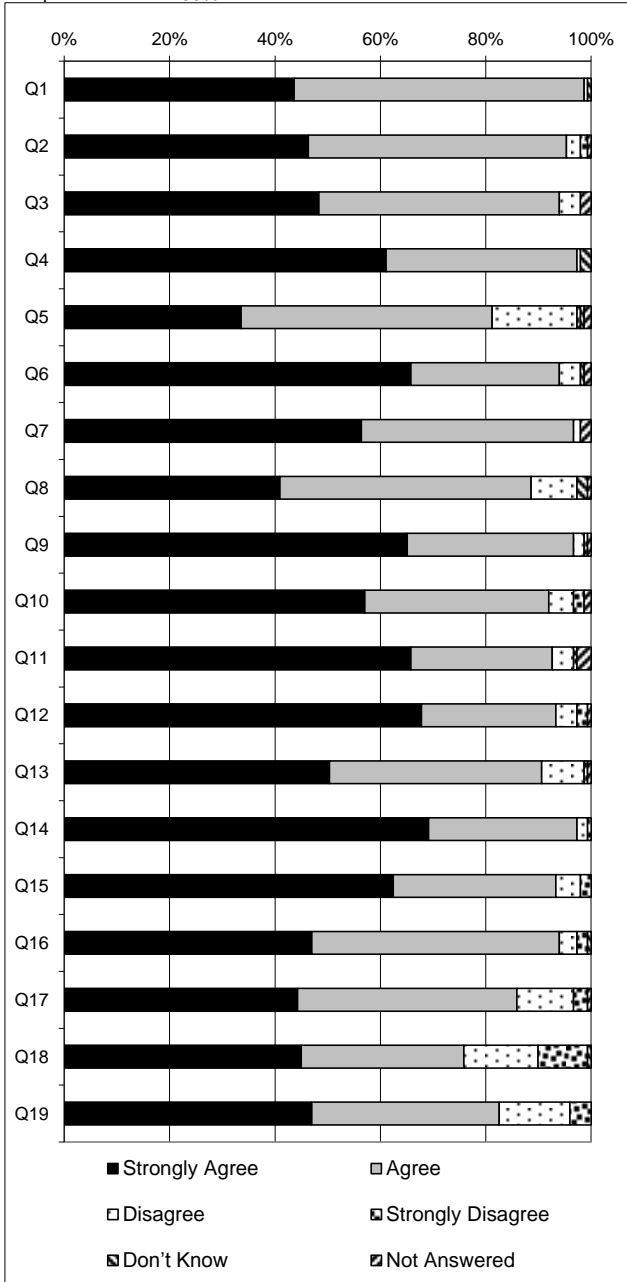


		Percentage %							
		Strongly Agree	Agree	Disagree	Strongly Disagree	Don't Know	Not Answered	Strongly Agree & Agree	Disagree & Strongly Disagree
Q1	The school helps my child to be more confident.	46%	46%	5%	0%	2%	0%	93%	5%
Q2	My child enjoys learning at school.	39%	61%	0%	0%	0%	0%	100%	0%
Q3	My child's learning is progressing well.	51%	39%	5%	2%	2%	0%	90%	7%
Q4	My child is encouraged and stretched to work to the best of their ability.	34%	49%	12%	0%	5%	0%	83%	12%
Q5	The school keeps me well informed about my child's progress.	37%	54%	7%	2%	0%	0%	90%	10%
Q6	My child feels safe at school.	54%	39%	7%	0%	0%	0%	93%	7%
Q7	My child is treated fairly at school.	56%	39%	2%	0%	2%	0%	95%	2%
Q8	I feel staff really know my child as an individual and support them well.	44%	49%	5%	0%	2%	0%	93%	5%
Q9	My child benefits from school clubs and activities provided outside the classroom.	27%	39%	22%	2%	5%	5%	66%	24%
Q10	The school asks for my views.	20%	51%	22%	0%	7%	0%	71%	22%
Q11	The school takes my views into account.	20%	37%	22%	0%	22%	0%	56%	22%
Q12	The school is well led.	37%	54%	7%	0%	2%	0%	90%	7%
Q13	Overall, I am happy with the school.	37%	51%	12%	0%	0%	0%	88%	12%

**Note: Will not always sum to 100% due to rounding**

# Pupil Questionnaire Summary

Centre Name Abercromby Primary School  
 SEED Number 5701929  
 Quest. Issued 150  
 Quest. Input 149  
 Response Rate 99%

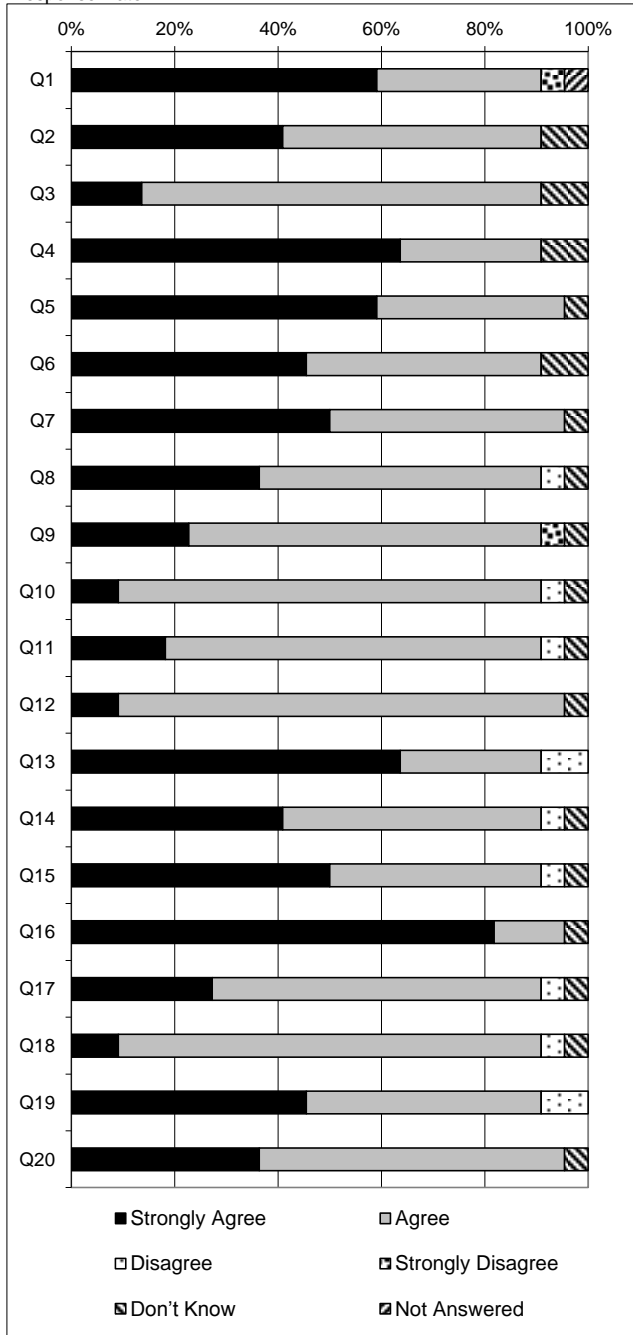


	Percentage %						Strongly Agree & Agree	Disagree & Strongly Disagree
	Strongly Agree	Agree	Disagree	Strongly Disagree	Don't Know	Not Answered		
Q1 The school is helping me to become more confident.	44%	55%	1%	0%	1%	0%	99%	1%
Q2 I enjoy learning at school.	46%	49%	3%	1%	0%	1%	95%	4%
Q3 I am getting along well with my school work.	48%	46%	4%	0%	0%	2%	94%	4%
Q4 Staff encourage me to do the best I can.	61%	36%	1%	0%	2%	0%	97%	1%
Q5 Staff talk to me regularly about how to improve my learning.	34%	48%	16%	1%	1%	1%	81%	17%
Q6 I get help when I need it.	66%	28%	4%	0%	1%	1%	94%	4%
Q7 Staff listen to me and pay attention to what I say.	56%	40%	1%	0%	0%	2%	97%	1%
Q8 I have a say in making the way we learn in school better.	41%	48%	9%	0%	2%	1%	89%	9%
Q9 Staff expect me to take responsibility for my own work in class.	65%	32%	2%	1%	0%	1%	97%	3%
Q10 Staff and pupils treat me fairly and with respect.	57%	35%	5%	2%	0%	1%	92%	7%
Q11 I feel safe and cared for in school.	66%	27%	4%	1%	0%	3%	93%	5%
Q12 I have adults in school I can speak to if I am upset or worried about something.	68%	26%	4%	2%	0%	1%	93%	6%
Q13 I find it easy to talk to staff and they set a good example.	50%	40%	8%	1%	0%	1%	91%	9%
Q14 Staff make sure that pupils behave well.	69%	28%	2%	1%	0%	0%	97%	3%
Q15 Staff are good at dealing with bullying behaviour.	62%	31%	5%	2%	0%	0%	93%	7%
Q16 The pupil council is good at getting improvements made in the school.	47%	47%	3%	2%	1%	0%	94%	5%
Q17 The school encourages me to make healthy-food choices.	44%	42%	11%	3%	0%	1%	86%	13%
Q18 I take part in out-of-class activities and school clubs.	45%	31%	14%	9%	1%	0%	76%	23%
Q19 I know what out-of-school activities and youth groups are available in my local area.	47%	36%	13%	4%	0%	0%	83%	17%

**Note: Will not always sum to 100% due to rounding**

# Teacher Questionnaire Summary

Centre Name Abercromby Primary School  
 SEED Number 5701929  
 Quest. Issued 30  
 Quest. Input 22  
 Response Rate 73%



		Percentage %							
		Strongly Agree	Agree	Disagree	Strongly Disagree	Don't Know	Not Answered	Strongly Agree & Agree	Disagree & Strongly Disagree
Q1	Staff regularly discuss how to improve achievement for all pupils at both stage and whole-school level.	59%	32%	0%	5%	0%	5%	91%	5%
Q2	All pupils are given activities which meet their learning needs.	41%	50%	0%	0%	9%	0%	91%	0%
Q3	Pupils are involved in setting learning targets.	14%	77%	0%	0%	9%	0%	91%	0%
Q4	Pupils are provided with regular feedback on what they need to do to improve.	64%	27%	0%	0%	9%	0%	91%	0%
Q5	Pupils are provided with opportunities to evaluate their own work and that of others.	59%	36%	0%	0%	5%	0%	95%	0%
Q6	Staff regularly ask for pupils' views on how their learning experiences could be improved.	45%	45%	0%	0%	9%	0%	91%	0%
Q7	Pupils take an active part in their learning.	50%	45%	0%	0%	5%	0%	95%	0%
Q8	Staff treat all pupils equally.	36%	55%	5%	0%	5%	0%	91%	5%
Q9	Staff and pupils respect each other.	23%	68%	0%	5%	5%	0%	91%	5%
Q10	The pupils are well behaved.	9%	82%	5%	0%	5%	0%	91%	5%
Q11	Support for pupils with additional support needs is effective.	18%	73%	5%	0%	5%	0%	91%	5%
Q12	Parents are fully involved in the school and their children's learning.	9%	86%	0%	0%	5%	0%	95%	0%
Q13	I have been actively involved in developing the school's vision and values.	64%	27%	9%	0%	0%	0%	91%	9%
Q14	I am actively involved in setting priorities to improve the school.	41%	50%	5%	0%	5%	0%	91%	5%
Q15	I have regular opportunities to help shape the curriculum by having staff discussions and working groups.	50%	41%	5%	0%	5%	0%	91%	5%
Q16	I am aware of the school's procedures for protecting children.	82%	14%	0%	0%	5%	0%	95%	0%
Q17	Leadership at all levels is effective.	27%	64%	5%	0%	5%	0%	91%	5%
Q18	Staff communicate effectively with each other.	9%	82%	5%	0%	5%	0%	91%	5%
Q19	I have good opportunities to take part in continuing professional development.	45%	45%	9%	0%	0%	0%	91%	9%
Q20	Staff across the school share good practice.	36%	59%	0%	0%	5%	0%	95%	0%


**Note: Will not always sum to 100% due to rounding**

**DISCLOSURE CONTROL APPLIED**

# Non-Teaching Questionnaire Summary

Centre Name Abercromby Primary School  
 SEED Number 5701929  
 Quest. Issued 12  
 Quest. Input 5  
 Response Rate 42%

**Fewer than 10 responses received therefore the data has not been published.**



		Percentage %							
		Strongly Agree	Agree	Disagree	Strongly Disagree	Don't Know	Not Answered	Strongly Agree & Agree	Disagree & Strongly Disagree
Q1	I have access to the information I need to carry out my work.	0%	0%	0%	0%	0%	0%	0%	0%
Q2	All staff and pupils respect each other.	0%	0%	0%	0%	0%	0%	0%	0%
Q3	Pupils are well behaved.	0%	0%	0%	0%	0%	0%	0%	0%
Q4	I am involved in staff discussions about how to achieve school priorities.	0%	0%	0%	0%	0%	0%	0%	0%
Q5	I have good opportunities to be involved in making decisions.	0%	0%	0%	0%	0%	0%	0%	0%
Q6	Staff communicate effectively with each other.	0%	0%	0%	0%	0%	0%	0%	0%
Q7	Staff treat all pupils equally.	0%	0%	0%	0%	0%	0%	0%	0%
Q8	Support for pupils with additional support needs is effective.	0%	0%	0%	0%	0%	0%	0%	0%
Q9	Parents are fully involved in the school and their children's learning.	0%	0%	0%	0%	0%	0%	0%	0%
Q10	I am aware of the school's procedures for protecting children.	0%	0%	0%	0%	0%	0%	0%	0%
Q11	Leadership at all levels is effective.	0%	0%	0%	0%	0%	0%	0%	0%
Q12	I have good opportunities to take part in training activities.	0%	0%	0%	0%	0%	0%	0%	0%

**Note: Will not always sum to 100% due to rounding**

**DISCLOSURE CONTROL APPLIED**

# Nursery Staff Questionnaire Summary

Centre Name Abercromby Primary School


SEED Number 5701929

Quest. Issued 10

Quest. Input 7

**Fewer than 10 responses received therefore the data has not been published.**

Response Rate 70% National response 62%



		Percentage %							
		Strongly Agree	Agree	Disagree	Strongly Disagree	Don't Know	Not Answered	Strongly Agree & Agree	Disagree & Strongly Disagree
Q1	School	0%	0%	0%	0%	0%	0%	0%	0%
Q1	National	0%	0%	0%	0%	0%	0%	0%	0%
Q2	School	0%	0%	0%	0%	0%	0%	0%	0%
Q2	National	0%	0%	0%	0%	0%	0%	0%	0%
Q3	School	0%	0%	0%	0%	0%	0%	0%	0%
Q3	National	0%	0%	0%	0%	0%	0%	0%	0%
Q4	School	0%	0%	0%	0%	0%	0%	0%	0%
Q4	National	0%	0%	0%	0%	0%	0%	0%	0%
Q5	School	0%	0%	0%	0%	0%	0%	0%	0%
Q5	National	0%	0%	0%	0%	0%	0%	0%	0%
Q6	School	0%	0%	0%	0%	0%	0%	0%	0%
Q6	National	0%	0%	0%	0%	0%	0%	0%	0%
Q7	School	0%	0%	0%	0%	0%	0%	0%	0%
Q7	National	0%	0%	0%	0%	0%	0%	0%	0%
Q8	School	0%	0%	0%	0%	0%	0%	0%	0%
Q8	National	0%	0%	0%	0%	0%	0%	0%	0%
Q9	School	0%	0%	0%	0%	0%	0%	0%	0%
Q9	National	0%	0%	0%	0%	0%	0%	0%	0%
Q10	School	0%	0%	0%	0%	0%	0%	0%	0%
Q10	National	0%	0%	0%	0%	0%	0%	0%	0%
Q11	School	0%	0%	0%	0%	0%	0%	0%	0%
Q11	National	0%	0%	0%	0%	0%	0%	0%	0%
Q12	School	0%	0%	0%	0%	0%	0%	0%	0%
Q12	National	0%	0%	0%	0%	0%	0%	0%	0%
Q13	School	0%	0%	0%	0%	0%	0%	0%	0%
Q13	National	0%	0%	0%	0%	0%	0%	0%	0%
Q14	School	0%	0%	0%	0%	0%	0%	0%	0%
Q14	National	0%	0%	0%	0%	0%	0%	0%	0%
Q15	School	0%	0%	0%	0%	0%	0%	0%	0%
Q15	National	0%	0%	0%	0%	0%	0%	0%	0%
Q16	School	0%	0%	0%	0%	0%	0%	0%	0%
Q16	National	0%	0%	0%	0%	0%	0%	0%	0%
Q17	School	0%	0%	0%	0%	0%	0%	0%	0%
Q17	National	0%	0%	0%	0%	0%	0%	0%	0%
Q18	School	0%	0%	0%	0%	0%	0%	0%	0%
Q18	National	0%	0%	0%	0%	0%	0%	0%	0%
Q19	School	0%	0%	0%	0%	0%	0%	0%	0%
Q19	National	0%	0%	0%	0%	0%	0%	0%	0%
Q20	School	0%	0%	0%	0%	0%	0%	0%	0%
Q20	National	0%	0%	0%	0%	0%	0%	0%	0%

**Note: Will not always sum to 100% due to rounding**

**DISCLOSURE CONTROL APPLIED**

# Nursery Parent Questionnaire Summary

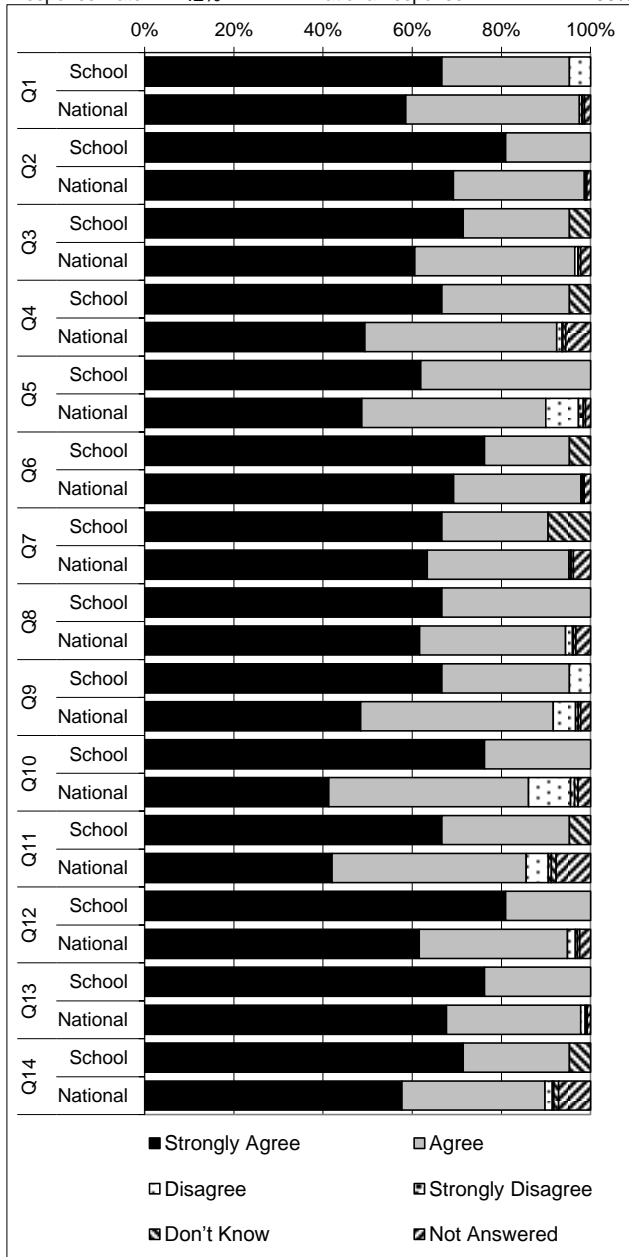
Centre Name Abercromby Primary School

SEED Number 5701929

Quest. Issued 50

Quest. Input 21

Response Rate 42% National response 36%



	Percentage %							
	Strongly Agree	Agree	Disagree	Strongly Disagree	Don't Know	Not Answered	Strongly Agree & Agree	Disagree & Strongly Disagree
Q1 The nursery helps my child to be more confident.	67%	29%	5%	0%	0%	0%	95%	5%
Q2 My child enjoys the learning experiences at the nursery.	81%	19%	0%	0%	0%	0%	100%	0%
Q3 My child's learning is progressing well.	71%	24%	0%	0%	5%	0%	95%	0%
Q4 My child finds most learning activities stimulating and challenging.	67%	29%	0%	0%	5%	0%	95%	0%
Q5 The nursery keeps me well informed about my child's progress.	62%	38%	0%	0%	0%	0%	100%	0%
Q6 My child feels safe in the nursery.	76%	19%	0%	0%	5%	0%	95%	0%
Q7 My child is treated fairly in the nursery.	67%	24%	0%	0%	10%	0%	90%	0%
Q8 I feel staff really know my child as an individual and support him or her well.	67%	33%	0%	0%	0%	0%	100%	0%
Q9 Staff work in partnership with me to care for and educate my child.	67%	29%	5%	0%	0%	0%	95%	5%
Q10 The nursery asks for my views.	76%	24%	0%	0%	0%	0%	100%	0%
Q11 The nursery takes my views into account.	67%	29%	0%	0%	5%	0%	95%	0%
Q12 The nursery is well led.	81%	19%	0%	0%	0%	0%	100%	0%
Q13 Overall, I am happy with the care and education my child gets in the nursery.	76%	24%	0%	0%	0%	0%	100%	0%
Q14 The nursery has good arrangements for children starting nursery, moving between stages and starting school.	71%	24%	0%	0%	5%	0%	95%	0%

**Note: Will not always sum to 100% due to rounding**