

Aboyne Primary School

Pre-inspection questionnaire summary report

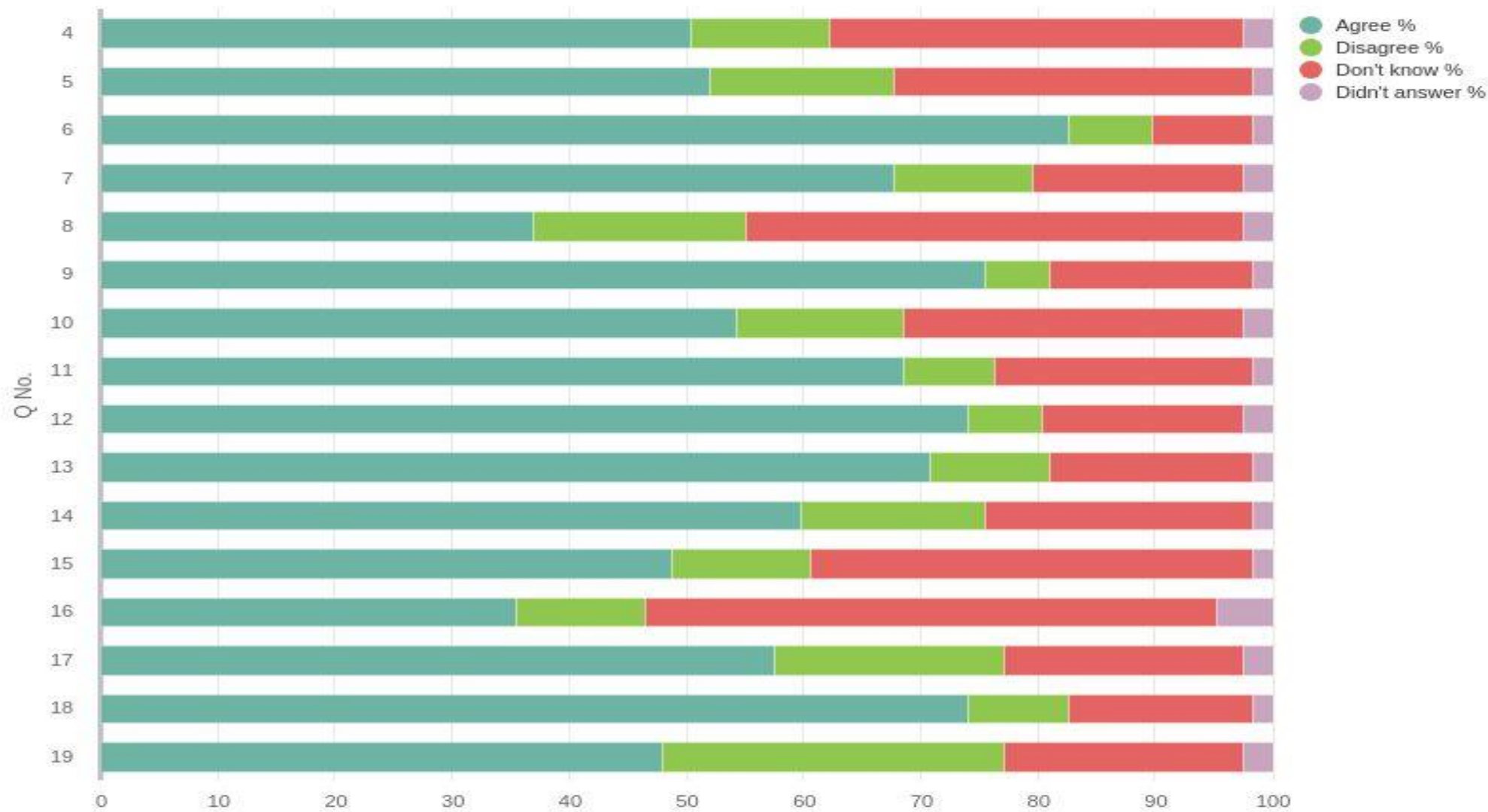
Inspection week: 24 March 2025

Questionnaire for children in primary stages (01)

01 Your experience by percentage (sharing)

| Q No. | Question | Response Count | Agree % | Disagree % | Don't know % | Didn't answer % |
|-------|-------------------------------------------------------------------------------------------------------------------|----------------|---------|------------|--------------|-----------------|
| 4 | I feel safe when I am at school. | 127 | 50.39 | 11.81 | 35.43 | 2.36 |
| 5 | My school helps me to feel safe. | 127 | 51.97 | 15.75 | 30.71 | 1.57 |
| 6 | I have someone in my school I can speak to if I am upset or worried about something. | 127 | 82.68 | 7.09 | 8.66 | 1.57 |
| 7 | Staff treat me fairly and with respect. | 127 | 67.72 | 11.81 | 18.11 | 2.36 |
| 8 | Other children treat me fairly and with respect. | 127 | 37.01 | 18.11 | 42.52 | 2.36 |
| 9 | My school helps me to understand and respect other people. | 127 | 75.59 | 5.51 | 17.32 | 1.57 |
| 10 | My school is helping me to become confident. | 127 | 54.33 | 14.17 | 29.13 | 2.36 |
| 11 | My school teaches me how to lead a healthy lifestyle. | 127 | 68.50 | 7.87 | 22.05 | 1.57 |
| 12 | There are lots of chances at my school for me to get regular exercise. | 127 | 74.02 | 6.30 | 17.32 | 2.36 |
| 13 | My school offers me the opportunity to take part in activities in school beyond the classroom and timetabled day. | 127 | 70.87 | 10.24 | 17.32 | 1.57 |
| 14 | I have the opportunity to discuss my achievements outwith school with an adult in school who knows me well. | 127 | 59.84 | 15.75 | 22.83 | 1.57 |
| 15 | My school listens to my views. | 127 | 48.82 | 11.81 | 37.80 | 1.57 |
| 16 | My school takes my views into account. | 127 | 35.43 | 11.02 | 48.82 | 4.72 |
| 17 | I feel comfortable approaching staff with questions or suggestions. | 127 | 57.48 | 19.69 | 20.47 | 2.36 |
| 18 | Staff help me to understand how I am progressing in my school work. | 127 | 74.02 | 8.66 | 15.75 | 1.57 |
| 19 | My homework helps me to understand and improve my work in school. | 127 | 48.03 | 29.13 | 20.47 | 2.36 |

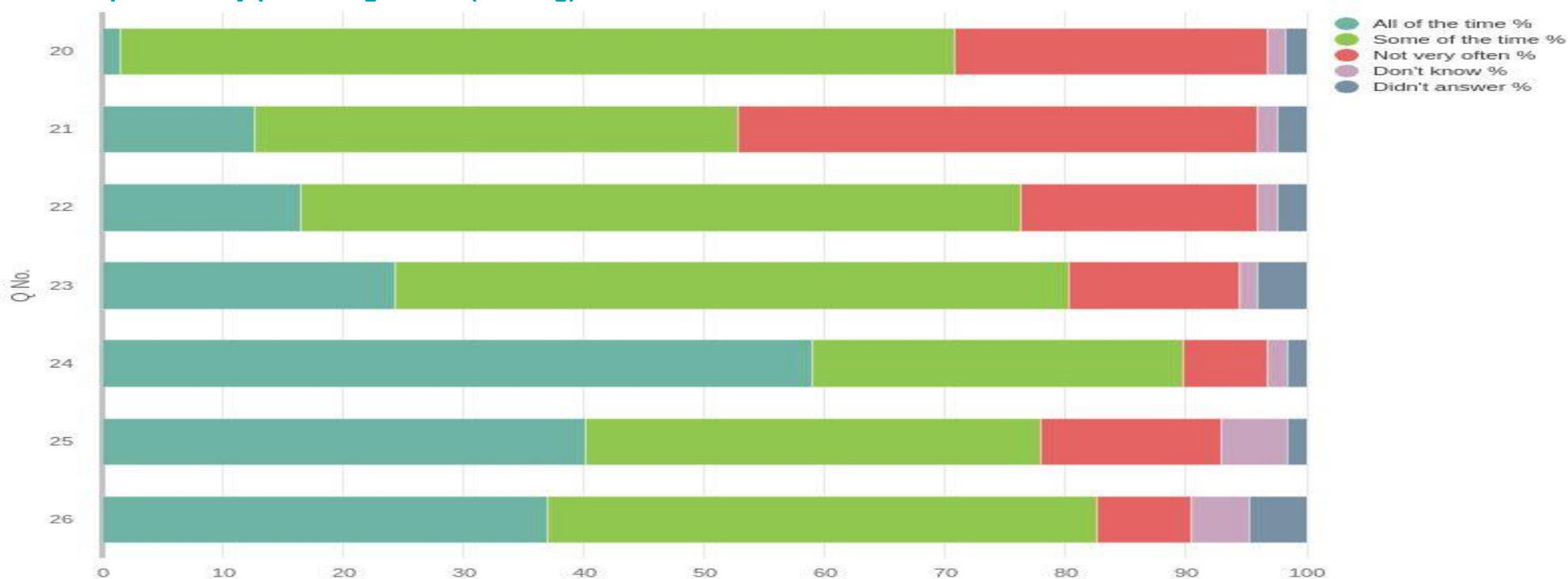
01 Your experience by percentage chart (sharing)



01 Your experience by percentage 2 (sharing)

| Q No. | Question | Response Count | All of the time % | Some of the time % | Not very often % | Don't know % | Didn't answer % |
|-------|-----------------------------------------------------------------|----------------|-------------------|--------------------|------------------|--------------|-----------------|
| 20 | Other children behave well. | 127 | 1.57 | 69.29 | 25.98 | 1.57 | 1.57 |
| 21 | My teachers ask me about what things I want to learn in school. | 127 | 12.60 | 40.16 | 43.31 | 1.57 | 2.36 |
| 22 | I enjoy learning at school. | 127 | 16.54 | 59.84 | 19.69 | 1.57 | 2.36 |
| 23 | I feel that my work in school is hard enough. | 127 | 24.41 | 55.91 | 14.17 | 1.57 | 3.94 |
| 24 | I know who to ask to get help if I find my work too hard. | 127 | 59.06 | 30.71 | 7.09 | 1.57 | 1.57 |
| 25 | I am encouraged by staff to do the best I can. | 127 | 40.16 | 37.80 | 14.96 | 5.51 | 1.57 |
| 26 | I am happy with the quality of teaching in my school. | 127 | 37.01 | 45.67 | 7.87 | 4.72 | 4.72 |

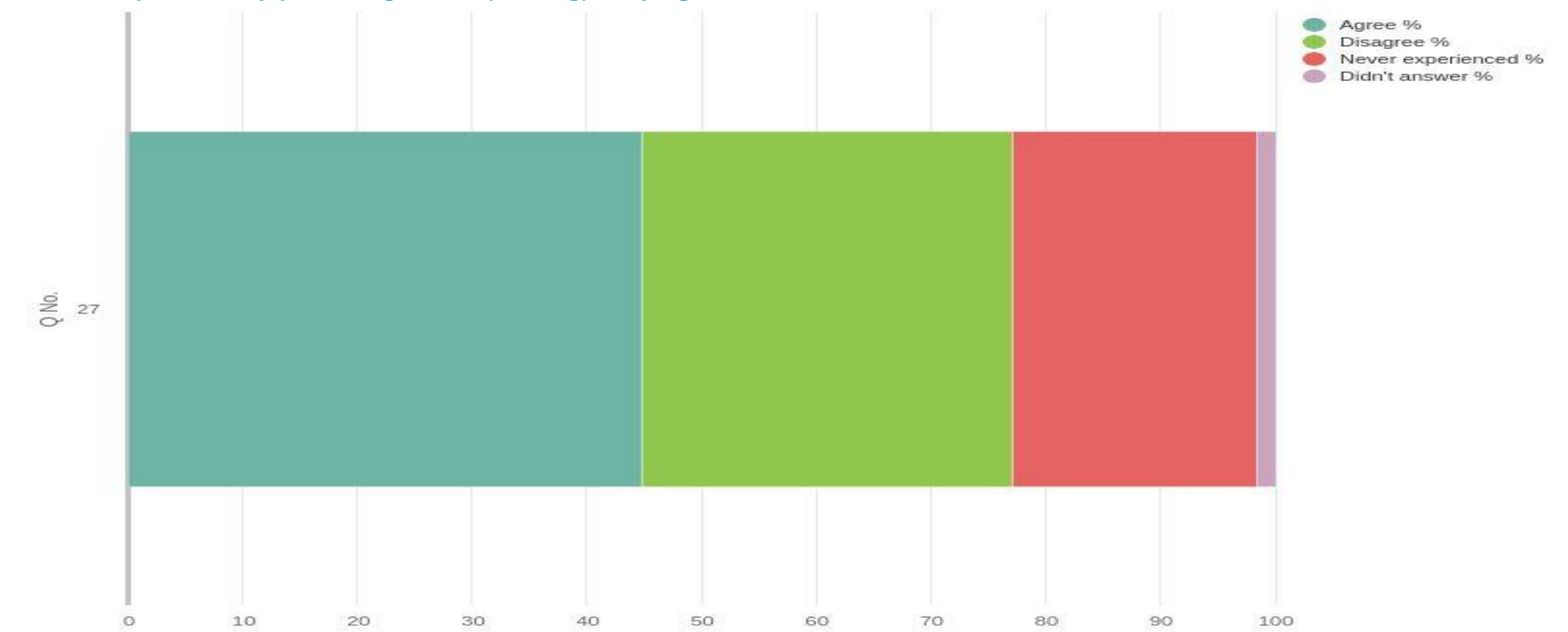
01 Your experience by percentage chart (sharing)



01 Your experience by percentage (sharing) bullying

| Q No. | Question | Response Count | Agree % | Disagree % | Never experienced % | Didn't answer % |
|-------|-----------------------------------------|----------------|---------|------------|---------------------|-----------------|
| 27 | My school deals well with any bullying. | 127 | 44.88 | 32.28 | 21.26 | 1.57 |

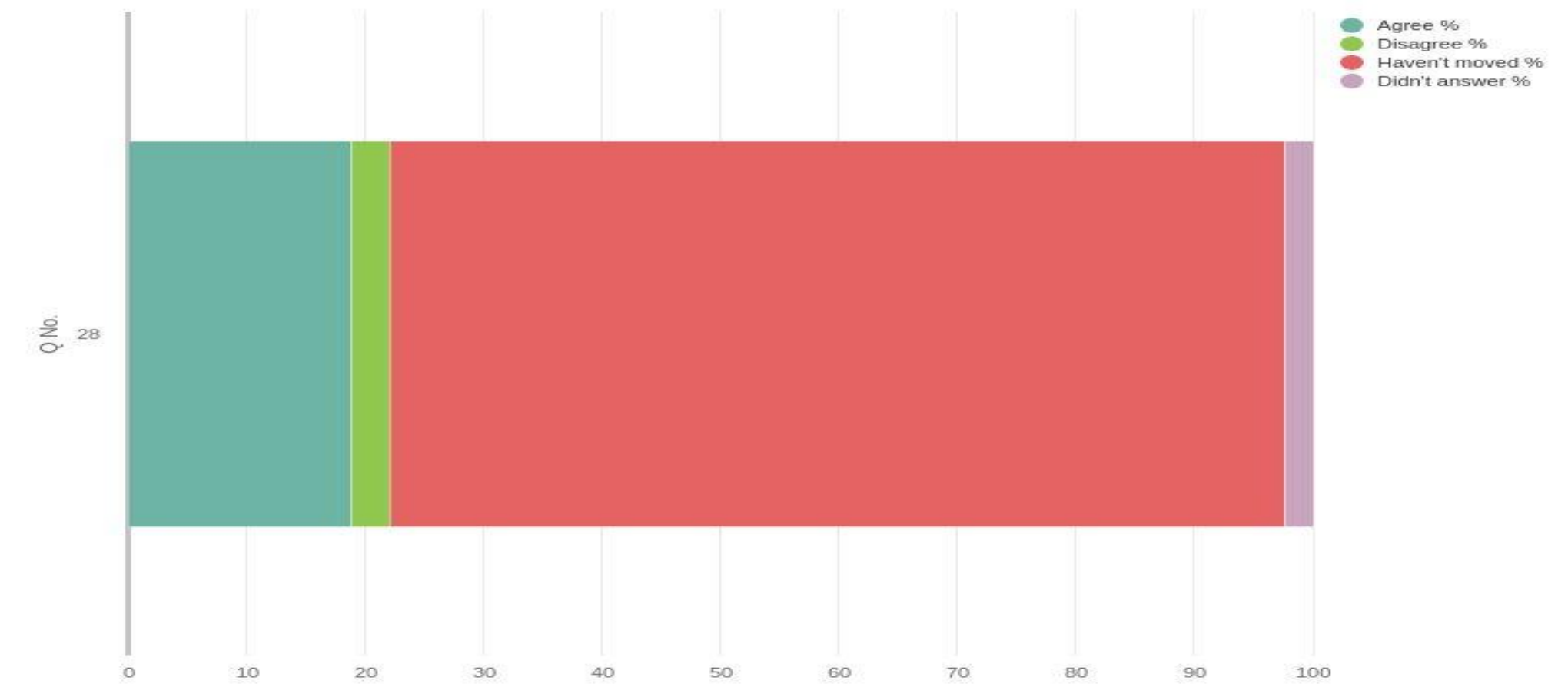
01 Your experience by percentage chart (sharing) bullying



01 Your experience by percentage (sharing) moved

| Q No. | Question | Response Count | Agree % | Disagree % | Haven't moved % | Didn't answer % |
|-------|-----------------------------------------------------------------------|----------------|---------|------------|-----------------|-----------------|
| 28 | I was well supported if I moved to a new school within the last year. | 127 | 18.90 | 3.15 | 75.59 | 2.36 |

01 Your experience by percentage chart (sharing) moved



Questionnaire for parents/carers of children in primary stages (04)

04 Your experience by percentage (sharing)

| Q No. | Question | Response Count | Strongly agree % | Agree % | Disagree % | Strongly disagree % | Don't know % | Didn't answer % |
|-------|------------------------------------------------------------------------------------------------------------------------------------------|----------------|------------------|---------|------------|---------------------|--------------|-----------------|
| 4 | My child likes being at this school. | 112 | 37.50 | 50.00 | 8.04 | 3.57 | 0.89 | 0.00 |
| 5 | Staff treat my child fairly and with respect. | 112 | 49.11 | 36.61 | 4.46 | 3.57 | 6.25 | 0.00 |
| 6 | I feel that my child is safe at the school. | 112 | 32.14 | 42.86 | 11.61 | 1.79 | 10.71 | 0.89 |
| 7 | The school helps my child to feel confident. | 112 | 33.93 | 41.07 | 10.71 | 2.68 | 11.61 | 0.00 |
| 8 | I feel staff really know my child as an individual. | 112 | 34.82 | 38.39 | 8.04 | 5.36 | 13.39 | 0.00 |
| 9 | My child finds their learning activities hard enough. | 112 | 21.43 | 59.82 | 3.57 | 5.36 | 8.93 | 0.89 |
| 10 | My child receives the help he/she needs to do well. | 112 | 30.36 | 37.50 | 13.39 | 6.25 | 12.50 | 0.00 |
| 11 | My child is encouraged by the school to be healthy and take regular exercise. | 112 | 30.36 | 50.89 | 4.46 | 0.00 | 12.50 | 1.79 |
| 12 | The school supports my child's emotional wellbeing. | 112 | 23.21 | 50.00 | 8.04 | 2.68 | 15.18 | 0.89 |
| 13 | My child is making good progress at the school. | 112 | 32.14 | 44.64 | 9.82 | 6.25 | 6.25 | 0.89 |
| 14 | I receive helpful, regular feedback about how my child is learning and developing e.g. informal feedback, reports and learning profiles. | 112 | 20.54 | 40.18 | 26.79 | 8.93 | 2.68 | 0.89 |
| 15 | The information I receive about how my child is doing reaches me at the right time. | 112 | 16.96 | 41.96 | 19.64 | 6.25 | 13.39 | 1.79 |
| 16 | I understand how my child's progress is assessed. | 112 | 19.64 | 40.18 | 22.32 | 8.93 | 8.04 | 0.89 |
| 17 | The school gives me advice on how to support my child's learning at home. | 112 | 18.75 | 36.61 | 29.46 | 4.46 | 8.93 | 1.79 |
| 18 | The school organises activities where my child and I can learn together. | 112 | 13.39 | 31.25 | 33.04 | 8.04 | 12.50 | 1.79 |
| 19 | The school takes my views into account when making changes. | 112 | 10.71 | 35.71 | 15.18 | 4.46 | 33.04 | 0.89 |
| 20 | I feel comfortable approaching the school with questions, suggestions and/or a problem. | 112 | 41.07 | 40.18 | 10.71 | 3.57 | 3.57 | 0.89 |
| 21 | I feel encouraged to be involved in the work of the Parent Council and/or parent association. | 112 | 22.32 | 41.96 | 13.39 | 7.14 | 14.29 | 0.89 |
| 22 | I am kept informed about the work of the Parent Council and/or parent association. | 112 | 29.46 | 49.11 | 8.04 | 8.93 | 3.57 | 0.89 |

| Q No. | Question (cont.) | Response Count | Strongly agree % | Agree % | Disagree % | Strongly disagree % | Don't know % | Didn't answer % |
|-------|--------------------------------------------------------------|----------------|------------------|---------|------------|---------------------|--------------|-----------------|
| 23 | I am satisfied with the quality of teaching in the school. | 112 | 30.36 | 41.96 | 11.61 | 1.79 | 13.39 | 0.89 |
| 24 | The school is well led and managed. | 112 | 25.00 | 34.82 | 18.75 | 3.57 | 16.07 | 1.79 |
| 25 | The school encourages children to treat others with respect. | 112 | 25.89 | 46.43 | 15.18 | 2.68 | 8.04 | 1.79 |
| 26 | I would recommend the school to other parents. | 112 | 16.96 | 30.36 | 16.07 | 5.36 | 29.46 | 1.79 |
| 27 | Overall, I am satisfied with the school. | 112 | 20.54 | 42.86 | 10.71 | 4.46 | 20.54 | 0.89 |

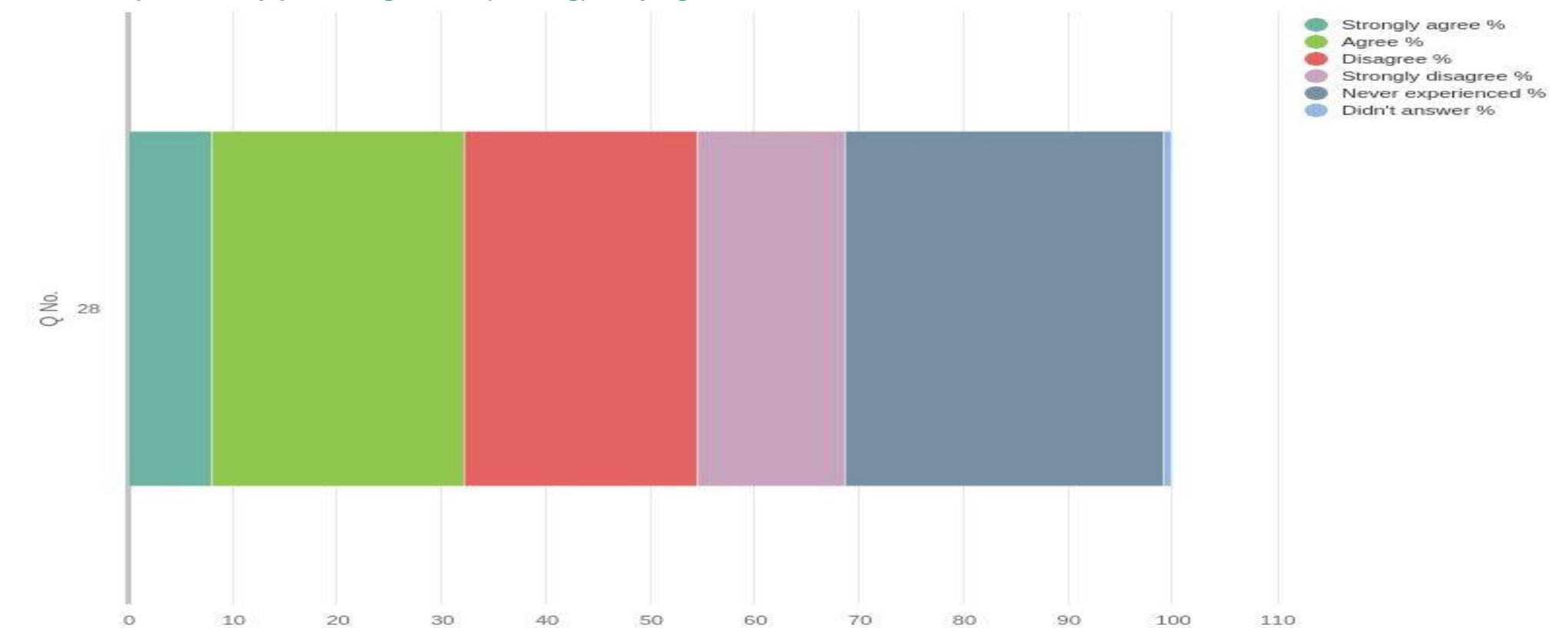
04 Your experience by percentage chart (sharing)



04 Your experience by percentage (sharing) bullying

| Q No. | Question | Response Count | Strongly agree % | Agree % | Disagree % | Strongly disagree % | Never experienced % | Didn't answer % |
|-------|------------------------------------------|----------------|------------------|---------|------------|---------------------|---------------------|-----------------|
| 28 | The school deals well with any bullying. | 112 | 8.04 | 24.11 | 22.32 | 14.29 | 30.36 | 0.89 |

04 Your experience by percentage chart (sharing) bullying



Questionnaire for school teachers (10)

10 Your experience by percentage (sharing)

| Q No. | Question | Response Count | Strongly agree % | Agree % | Disagree % | Strongly disagree % | Don't know % | N/A % | Didn't answer % |
|-------|-------------------------------------------------------------------------------------------------------------------------------|----------------|------------------|---------|------------|---------------------|--------------|-------|-----------------|
| 2 | I find it rewarding to be a member of staff at this school. | 14 | 50.00 | 35.71 | 0.00 | 0.00 | 7.14 | 7.14 | 0.00 |
| 3 | I feel a valued part of the school's community. | 14 | 28.57 | 50.00 | 0.00 | 0.00 | 7.14 | 7.14 | 7.14 |
| 4 | I am encouraged to learn and share practice with colleagues from other schools. | 14 | 7.14 | 64.29 | 21.43 | 0.00 | 7.14 | 0.00 | 0.00 |
| 5 | I am given the opportunity to learn and share practice with colleagues from other schools. | 14 | 0.00 | 71.43 | 21.43 | 0.00 | 7.14 | 0.00 | 0.00 |
| 6 | I have a clear understanding of the social, cultural and economic context of the school. | 14 | 28.57 | 57.14 | 0.00 | 0.00 | 14.29 | 0.00 | 0.00 |
| 7 | I feel appropriately supported by the school to undertake my role. | 14 | 14.29 | 71.43 | 14.29 | 0.00 | 0.00 | 0.00 | 0.00 |
| 8 | I am supported to engage in professional learning. | 14 | 28.57 | 57.14 | 7.14 | 0.00 | 7.14 | 0.00 | 0.00 |
| 9 | My professional learning enables me to reflect on and improve my practice. | 14 | 35.71 | 57.14 | 0.00 | 0.00 | 7.14 | 0.00 | 0.00 |
| 10 | I have regular opportunities to undertake leadership roles. | 14 | 7.14 | 57.14 | 21.43 | 0.00 | 7.14 | 7.14 | 0.00 |
| 11 | I have opportunities to be involved in agreeing priorities for the school. | 14 | 28.57 | 57.14 | 7.14 | 0.00 | 0.00 | 7.14 | 0.00 |
| 12 | I am actively involved in the school's ongoing self-evaluation. | 14 | 35.71 | 50.00 | 7.14 | 0.00 | 7.14 | 0.00 | 0.00 |
| 13 | GTCS standards are used to support professional dialogue. | 14 | 14.29 | 71.43 | 0.00 | 0.00 | 14.29 | 0.00 | 0.00 |
| 14 | I use information, including data, effectively to identify and reduce inequalities in children's and young people's outcomes. | 14 | 7.14 | 78.57 | 0.00 | 0.00 | 14.29 | 0.00 | 0.00 |
| 15 | I understand how to apply the school's procedures relating to child protection and safeguarding. | 14 | 64.29 | 28.57 | 0.00 | 0.00 | 7.14 | 0.00 | 0.00 |
| 16 | The school's vision and values underpins my work. | 14 | 21.43 | 64.29 | 0.00 | 0.00 | 14.29 | 0.00 | 0.00 |
| 17 | Staff treat all children and young people fairly and with respect. | 14 | 42.86 | 42.86 | 7.14 | 0.00 | 7.14 | 0.00 | 0.00 |

| Q No. | Question (cont.) | Response Count | Strongly agree % | Agree % | Disagree % | Strongly disagree % | Don't know % | N/A % | Didn't answer % |
|-------|---------------------------------------------------------------------------------------------------------------------------------------------|----------------|------------------|---------|------------|---------------------|--------------|-------|-----------------|
| 18 | Colleagues treat each other with respect. | 14 | 28.57 | 57.14 | 14.29 | 0.00 | 0.00 | 0.00 | 0.00 |
| 19 | Children and young people are encouraged and supported to treat others with respect. | 14 | 35.71 | 50.00 | 0.00 | 0.00 | 7.14 | 7.14 | 0.00 |
| 20 | Children and young people are well behaved. | 14 | 0.00 | 85.71 | 14.29 | 0.00 | 0.00 | 0.00 | 0.00 |
| 21 | The school deals effectively with any bullying. | 14 | 7.14 | 78.57 | 7.14 | 0.00 | 7.14 | 0.00 | 0.00 |
| 22 | I am provided with feedback when I report an incident. | 14 | 7.14 | 57.14 | 14.29 | 0.00 | 14.29 | 7.14 | 0.00 |
| 23 | Staff at all levels within the school communicate effectively with each other. | 14 | 0.00 | 78.57 | 0.00 | 14.29 | 7.14 | 0.00 | 0.00 |
| 24 | The school's arrangements for engaging parents in their child's learning are effective. | 14 | 14.29 | 64.29 | 7.14 | 0.00 | 14.29 | 0.00 | 0.00 |
| 25 | The school is well led and managed. | 14 | 35.71 | 50.00 | 7.14 | 0.00 | 7.14 | 0.00 | 0.00 |
| 26 | Collaborative working across the school is effective in taking forward improvement. | 14 | 28.57 | 57.14 | 0.00 | 0.00 | 14.29 | 0.00 | 0.00 |
| 27 | Children and young people are engaged in their learning. | 14 | 0.00 | 85.71 | 0.00 | 0.00 | 7.14 | 7.14 | 0.00 |
| 28 | I give children and young people regular feedback which helps them to progress. | 14 | 21.43 | 71.43 | 0.00 | 0.00 | 7.14 | 0.00 | 0.00 |
| 29 | Children and young people are provided with experiences which meet their learning needs. | 14 | 14.29 | 71.43 | 0.00 | 0.00 | 14.29 | 0.00 | 0.00 |
| 30 | Children and young people are involved in talking about and planning their learning. | 14 | 14.29 | 71.43 | 7.14 | 0.00 | 7.14 | 0.00 | 0.00 |
| 31 | Children and young people are involved in setting their learning targets. | 14 | 0.00 | 85.71 | 0.00 | 0.00 | 14.29 | 0.00 | 0.00 |
| 32 | Children and young people have the opportunity to lead their learning. | 14 | 7.14 | 78.57 | 0.00 | 0.00 | 14.29 | 0.00 | 0.00 |
| 33 | I receive appropriate support for planning, preparation and assessment. | 14 | 14.29 | 71.43 | 14.29 | 0.00 | 0.00 | 0.00 | 0.00 |
| 34 | The school has effective strategies to support children and young people with their learning, including those requiring additional support. | 14 | 21.43 | 64.29 | 7.14 | 0.00 | 7.14 | 0.00 | 0.00 |
| 35 | Staff have a shared understanding of their 'responsibility of all' in literacy and numeracy and health and wellbeing. | 14 | 14.29 | 78.57 | 0.00 | 0.00 | 7.14 | 0.00 | 0.00 |

| Q No. | Question (cont.) | Response Count | Strongly agree % | Agree % | Disagree % | Strongly disagree % | Don't know % | N/A % | Didn't answer % |
|-------|----------------------------------------------------------------------------------------------------------------------|----------------|------------------|---------|------------|---------------------|--------------|-------|-----------------|
| 36 | Moderation activities are helping me to make sound professional judgements. | 14 | 14.29 | 71.43 | 14.29 | 0.00 | 0.00 | 0.00 | 0.00 |
| 37 | I have regular opportunities to help shape the curriculum through discussions with colleagues, parents and partners. | 14 | 0.00 | 64.29 | 28.57 | 0.00 | 7.14 | 0.00 | 0.00 |
| 38 | I am aware of and involved in the school's strategies for raising attainment for all. | 14 | 7.14 | 78.57 | 7.14 | 0.00 | 7.14 | 0.00 | 0.00 |

10 Your experience by percentage chart (sharing)



Questionnaire for pupil support staff (11)

11 Your experience by percentage (sharing)

| Q No. | Question | Response Count | Strongly agree % | Agree % | Disagree % | Strongly disagree % | Don't know % | N/A % | Didn't answer % |
|-------|-------------------------------------------------------------------------------------------------------------------------------|----------------|------------------|---------|------------|---------------------|--------------|-------|-----------------|
| 2 | I find it rewarding to be a member of staff at this school. | 11 | 27.27 | 45.45 | 9.09 | 0.00 | 18.18 | 0.00 | 0.00 |
| 3 | I feel a valued part of the school's community. | 11 | 9.09 | 45.45 | 27.27 | 0.00 | 18.18 | 0.00 | 0.00 |
| 4 | I am encouraged to learn and share practice with colleagues from other schools. | 11 | 9.09 | 18.18 | 36.36 | 27.27 | 0.00 | 9.09 | 0.00 |
| 5 | I am given the opportunity to learn and share practice with colleagues from other schools. | 11 | 9.09 | 9.09 | 36.36 | 36.36 | 0.00 | 9.09 | 0.00 |
| 6 | I have a clear understanding of the social, cultural and economic context of the school. | 11 | 9.09 | 45.45 | 9.09 | 0.00 | 27.27 | 0.00 | 9.09 |
| 7 | I feel appropriately supported by the school to undertake my role. | 11 | 9.09 | 18.18 | 63.64 | 0.00 | 9.09 | 0.00 | 0.00 |
| 8 | I am supported to engage in professional learning. | 11 | 18.18 | 18.18 | 54.55 | 9.09 | 0.00 | 0.00 | 0.00 |
| 11 | I have opportunities to be involved in agreeing priorities for the school. | 11 | 0.00 | 18.18 | 36.36 | 27.27 | 9.09 | 9.09 | 0.00 |
| 12 | I am actively involved in the school's ongoing self-evaluation. | 11 | 0.00 | 18.18 | 45.45 | 18.18 | 9.09 | 9.09 | 0.00 |
| 13 | I use information, including data, effectively to identify and reduce inequalities in children's and young people's outcomes. | 11 | 9.09 | 45.45 | 27.27 | 0.00 | 9.09 | 9.09 | 0.00 |
| 14 | I understand how to apply the school's procedures relating to child protection and safeguarding. | 11 | 36.36 | 45.45 | 0.00 | 0.00 | 9.09 | 0.00 | 9.09 |
| 16 | Staff treat all children and young people fairly and with respect. | 11 | 45.45 | 27.27 | 9.09 | 0.00 | 18.18 | 0.00 | 0.00 |
| 17 | Colleagues treat each other with respect. | 11 | 0.00 | 72.73 | 9.09 | 0.00 | 18.18 | 0.00 | 0.00 |
| 18 | Children and young people are encouraged and supported to treat others with respect. | 11 | 27.27 | 54.55 | 9.09 | 0.00 | 9.09 | 0.00 | 0.00 |
| 19 | Children and young people are well behaved. | 11 | 9.09 | 45.45 | 27.27 | 18.18 | 0.00 | 0.00 | 0.00 |
| 20 | The school deals effectively with any bullying. | 11 | 0.00 | 18.18 | 45.45 | 0.00 | 27.27 | 9.09 | 0.00 |
| 22 | Staff at all levels within the school communicate effectively with each other. | 11 | 0.00 | 18.18 | 54.55 | 18.18 | 9.09 | 0.00 | 0.00 |

| | | | | | | | | | |
|----|---------------------------------------------------------------------------------------------------------------------------------------------|----|-------|-------|-------|------|-------|------|------|
| 23 | The school's arrangements for engaging parents in their child's learning are effective. | 11 | 0.00 | 36.36 | 27.27 | 0.00 | 36.36 | 0.00 | 0.00 |
| 24 | The school is well led and managed. | 11 | 18.18 | 54.55 | 27.27 | 0.00 | 0.00 | 0.00 | 0.00 |
| 25 | Collaborative working across the school is effective in taking forward improvement. | 11 | 0.00 | 54.55 | 0.00 | 0.00 | 36.36 | 9.09 | 0.00 |
| 26 | Children and young people are engaged in their learning. | 11 | 0.00 | 81.82 | 18.18 | 0.00 | 0.00 | 0.00 | 0.00 |
| 28 | Children and young people are provided with experiences which meet their learning needs. | 11 | 9.09 | 63.64 | 9.09 | 0.00 | 18.18 | 0.00 | 0.00 |
| 29 | Children and young people are involved in talking about and planning their learning. | 11 | 0.00 | 81.82 | 0.00 | 0.00 | 9.09 | 9.09 | 0.00 |
| 33 | The school has effective strategies to support children and young people with their learning, including those requiring additional support. | 11 | 0.00 | 81.82 | 9.09 | 9.09 | 0.00 | 0.00 | 0.00 |
| 34 | Staff have a shared understanding of their 'responsibility of all' in literacy and numeracy and health and wellbeing. | 11 | 0.00 | 45.45 | 0.00 | 0.00 | 54.55 | 0.00 | 0.00 |
| 36 | I am aware of the school's strategies for raising attainment for all. | 11 | 0.00 | 54.55 | 27.27 | 0.00 | 18.18 | 0.00 | 0.00 |

11 Your experience by percentage chart (sharing)

