

# **Tinto Primary School and Nursery Class**

## **Pre-inspection questionnaire summary report**

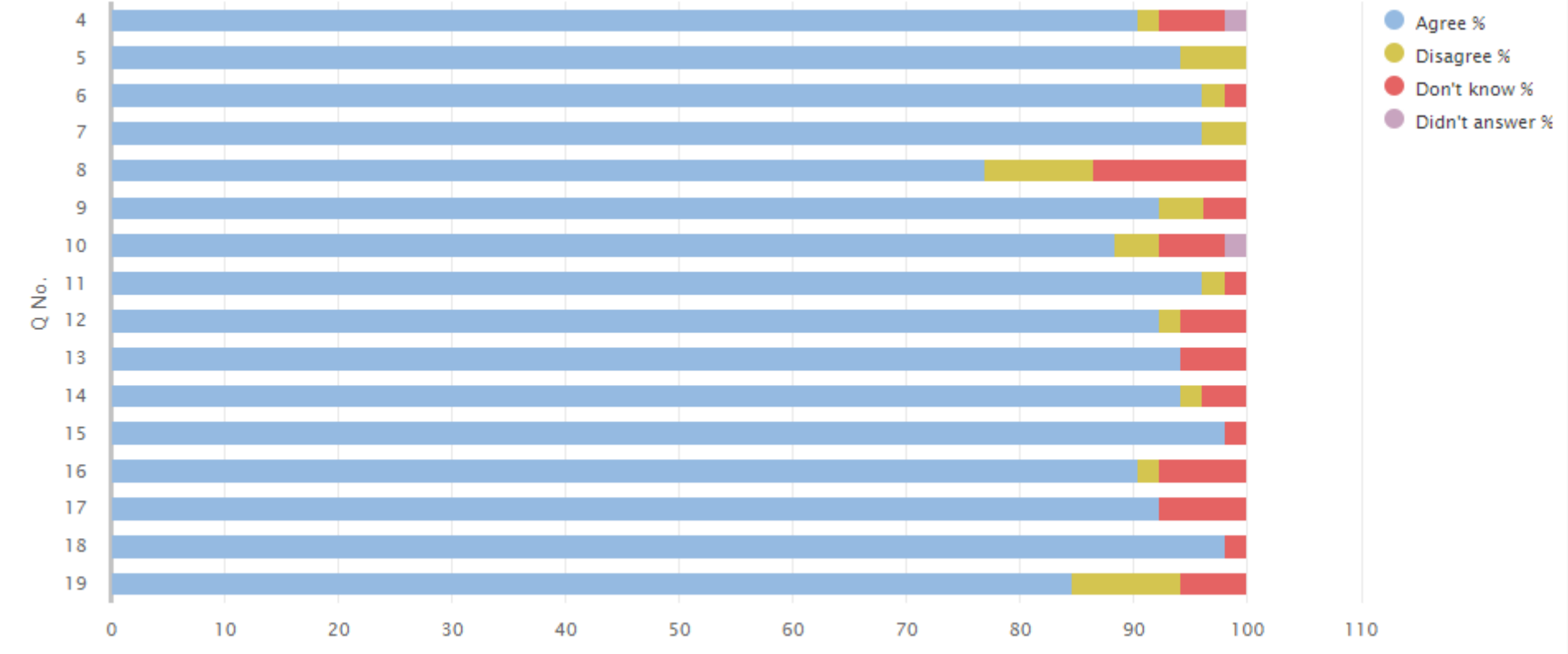
### **Inspection week: 13 May 2024**

## Questionnaire for children in primary stages (01)

## 01 Your experience by percentage (sharing)

Q No.	Question	Response Count	Agree %	Disagree %	Don't know %	Didn't answer %
4	I feel safe when I am at school.	52	90.38	1.92	5.77	1.92
5	My school helps me to feel safe.	52	94.23	5.77	0.00	0.00
6	I have someone in my school I can speak to if I am upset or worried about something.	52	96.15	1.92	1.92	0.00
7	Staff treat me fairly and with respect.	52	96.15	3.85	0.00	0.00
8	Other children treat me fairly and with respect.	52	76.92	9.62	13.46	0.00
9	My school helps me to understand and respect other people.	52	92.31	3.85	3.85	0.00
10	My school is helping me to become confident.	52	88.46	3.85	5.77	1.92
11	My school teaches me how to lead a healthy lifestyle.	52	96.15	1.92	1.92	0.00
12	There are lots of chances at my school for me to get regular exercise.	52	92.31	1.92	5.77	0.00
13	My school offers me the opportunity to take part in activities in school beyond the classroom and timetabled day.	52	94.23	0.00	5.77	0.00
14	I have the opportunity to discuss my achievements outwith school with an adult in school who knows me well.	52	94.23	1.92	3.85	0.00
15	My school listens to my views.	52	98.08	0.00	1.92	0.00
16	My school takes my views into account.	52	90.38	1.92	7.69	0.00
17	I feel comfortable approaching staff with questions or suggestions.	52	92.31	0.00	7.69	0.00
18	Staff help me to understand how I am progressing in my school work.	52	98.08	0.00	1.92	0.00
19	My homework helps me to understand and improve my work in school.	52	84.62	9.62	5.77	0.00

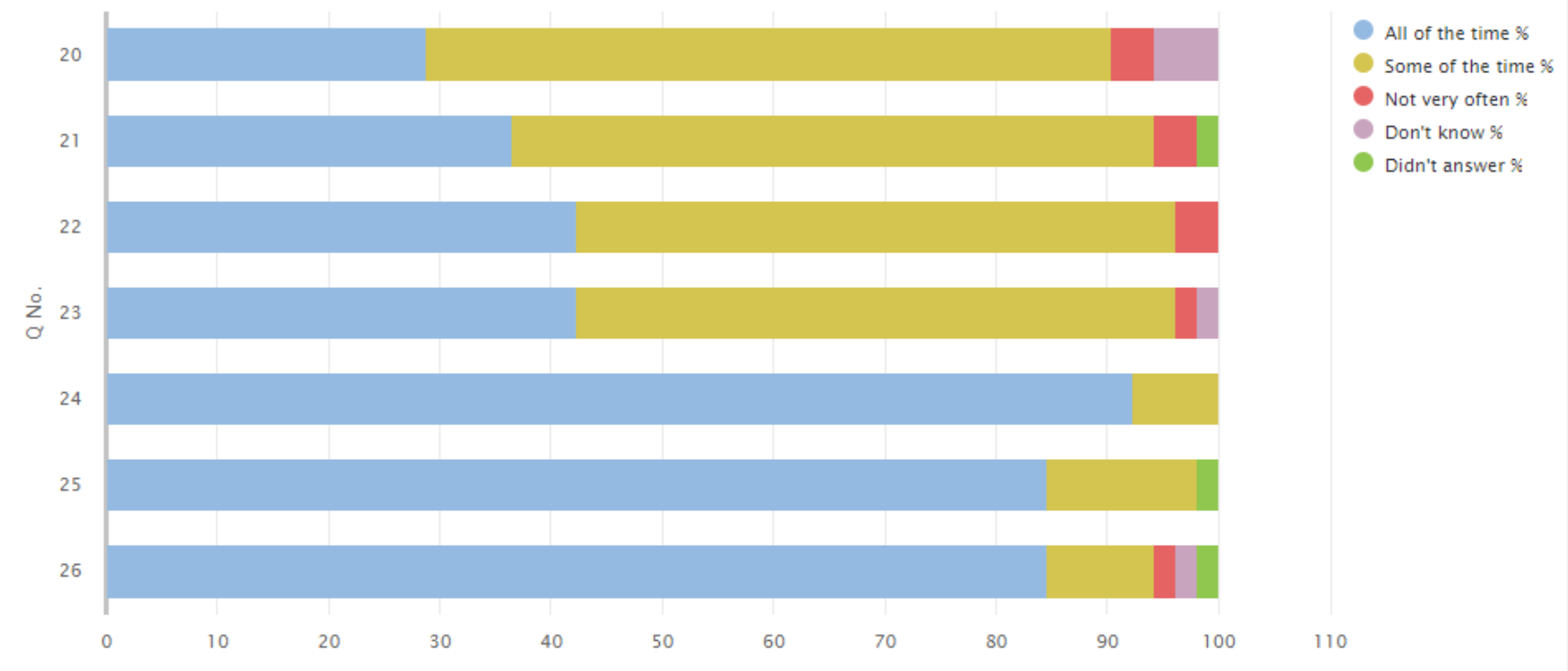
01 Your experience by percentage chart (sharing)



01 Your experience by percentage 2 (sharing)

Q No.	Question	Response Count	All of the time %	Some of the time %	Not very often %	Don't know %	Didn't answer %
20	Other children behave well.	52	28.85	61.54	3.85	5.77	0.00
21	My teachers ask me about what things I want to learn in school.	52	36.54	57.69	3.85	0.00	1.92
22	I enjoy learning at school.	52	42.31	53.85	3.85	0.00	0.00
23	I feel that my work in school is hard enough.	52	42.31	53.85	1.92	1.92	0.00
24	I know who to ask to get help if I find my work too hard.	52	92.31	7.69	0.00	0.00	0.00
25	I am encouraged by staff to do the best I can.	52	84.62	13.46	0.00	0.00	1.92
26	I am happy with the quality of teaching in my school.	52	84.62	9.62	1.92	1.92	1.92

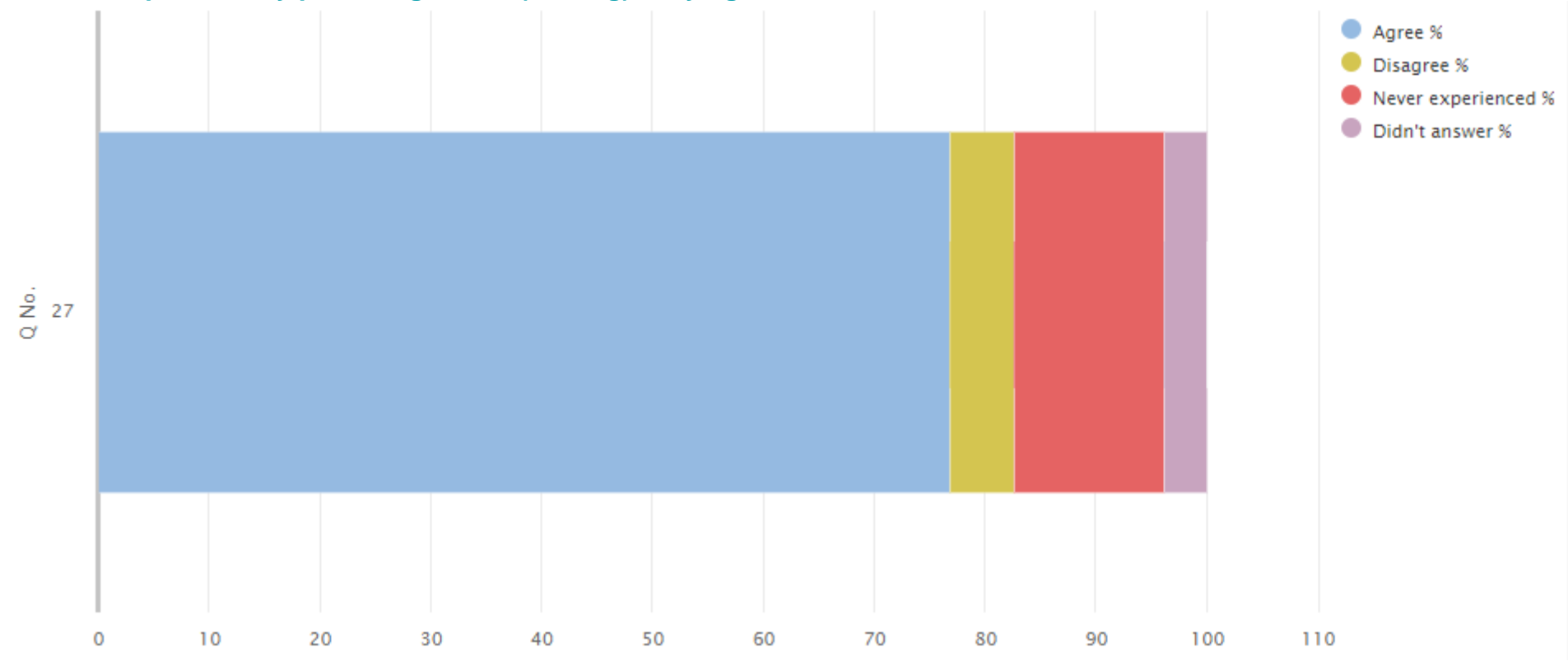
01 Your experience by percentage chart (sharing)



01 Your experience by percentage (sharing) bullying

Q No.	Question	Response Count	Agree %	Disagree %	Never experienced %	Didn't answer %
27	My school deals well with any bullying.	52	76.92	5.77	13.46	3.85

01 Your experience by percentage chart (sharing) bullying



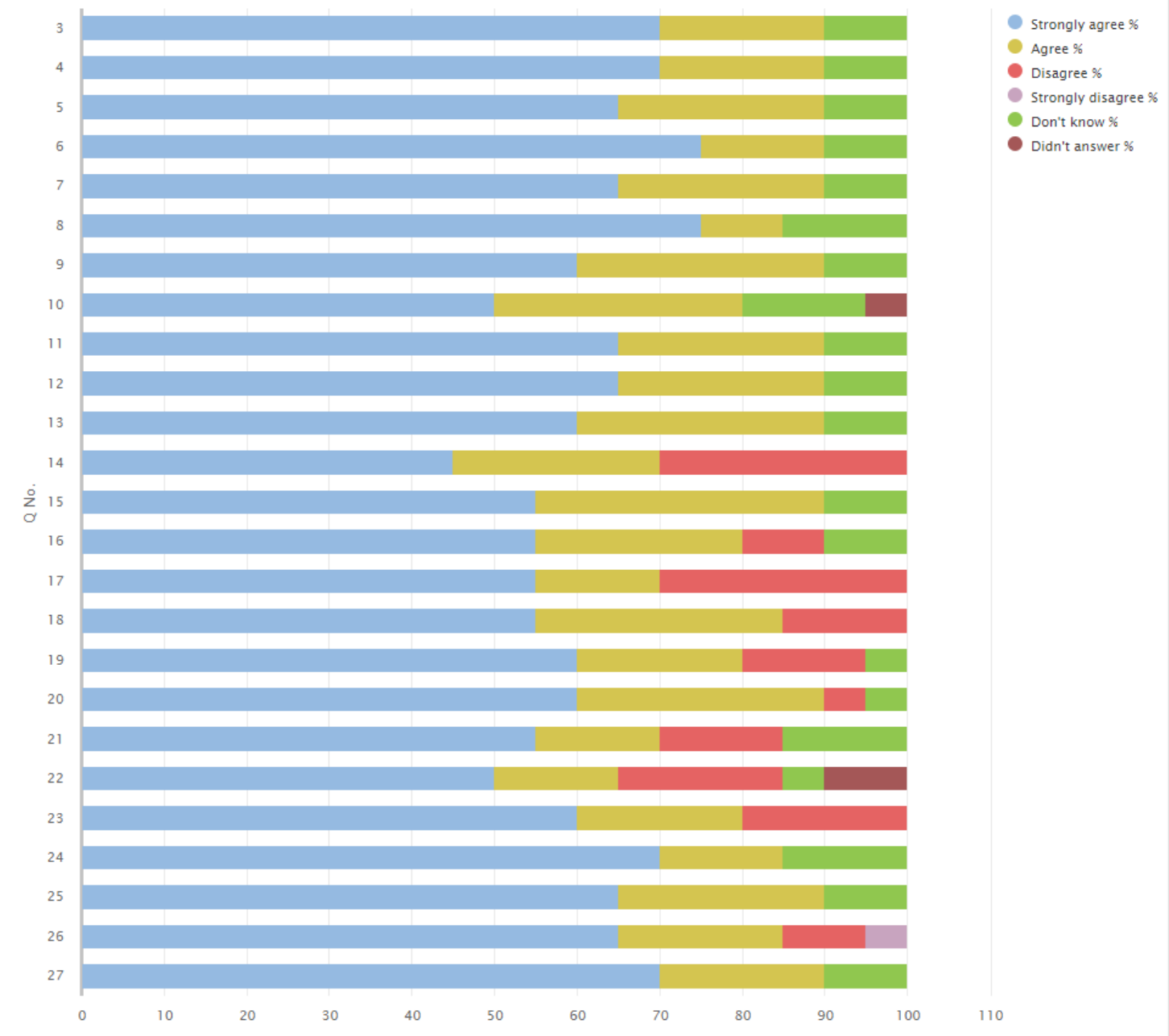
## Questionnaire for parents/carers of children in the early learning and childcare setting (03)

## 03 Your experience by percentage (sharing)

Q No.	Question	Response Count	Strongly agree %	Agree %	Disagree %	Strongly disagree %	Don't know %	Didn't answer %
3	My child likes being at this setting.	20	70	20	0.00	0.00	10	0.00
4	Staff treat my child fairly and with respect.	20	70	20	0.00	0.00	10	0.00
5	I feel that my child is safe at the setting.	20	65	25	0.00	0.00	10	0.00
6	My child's behaviour is managed effectively.	20	75	15	0.00	0.00	10	0.00
7	The setting helps my child to feel confident.	20	65	25	0.00	0.00	10	0.00
8	I feel staff really know my child as an individual.	20	75	10	0.00	0.00	15	0.00
9	The learning experiences my child has at the setting are at the right level for them.	20	60	30	0.00	0.00	10	0.00
10	My child's learning and development is well supported by the staff in the setting.	20	50	30	0.00	0.00	15	5
11	My child is encouraged to be healthy and to be physically active.	20	65	25	0.00	0.00	10	0.00
12	The setting supports my child's emotional wellbeing.	20	65	25	0.00	0.00	10	0.00
13	My child is making good progress at the setting.	20	60	30	0.00	0.00	10	0.00
14	I receive helpful, regular feedback about how my child is learning and developing e.g. informal feedback, reports and learning profiles.	20	45	25	30	0.00	0.00	0.00
15	The information I receive about how my child is learning and developing is shared with me when I request it.	20	55	35	0.00	0.00	10	0.00
16	I understand how the setting monitors my child's progress in learning.	20	55	25	10	0.00	10	0.00
17	The setting gives me ideas on how to support my child's learning at home.	20	55	15	30	0.00	0.00	0.00
18	The setting organises activities where my child and I can learn together.	20	55	30	15	0.00	0.00	0.00
19	The setting takes my views into account when making changes.	20	60	20	15	0.00	5	0.00
20	I feel comfortable approaching the setting with questions, suggestions and/or a problem.	20	60	30	5	0.00	5	0.00

Q No.	Question (cont.)	Response Count	Strongly agree %	Agree %	Disagree %	Strongly disagree %	Don't know %	Didn't answer %
21	I feel encouraged to be involved in the work of parent groups.	20	55	15	15	0.00	15	0.00
22	I am kept informed about the work of parent groups.	20	50	15	20	0.00	5	10
23	The setting is well led and managed.	20	60	20	20	0.00	0.00	0.00
24	The setting encourages children to treat others kindly and with respect.	20	70	15	0.00	0.00	15	0.00
25	I would recommend the setting to other parents.	20	65	25	0.00	0.00	10	0.00
26	My child was well supported as they started at the setting or moved to a new room or group.	20	65	20	10	5	0.00	0.00
27	Overall, I am satisfied with the setting.	20	70	20	0.00	0.00	10	0.00

03 Your experience by percentage chart (sharing)





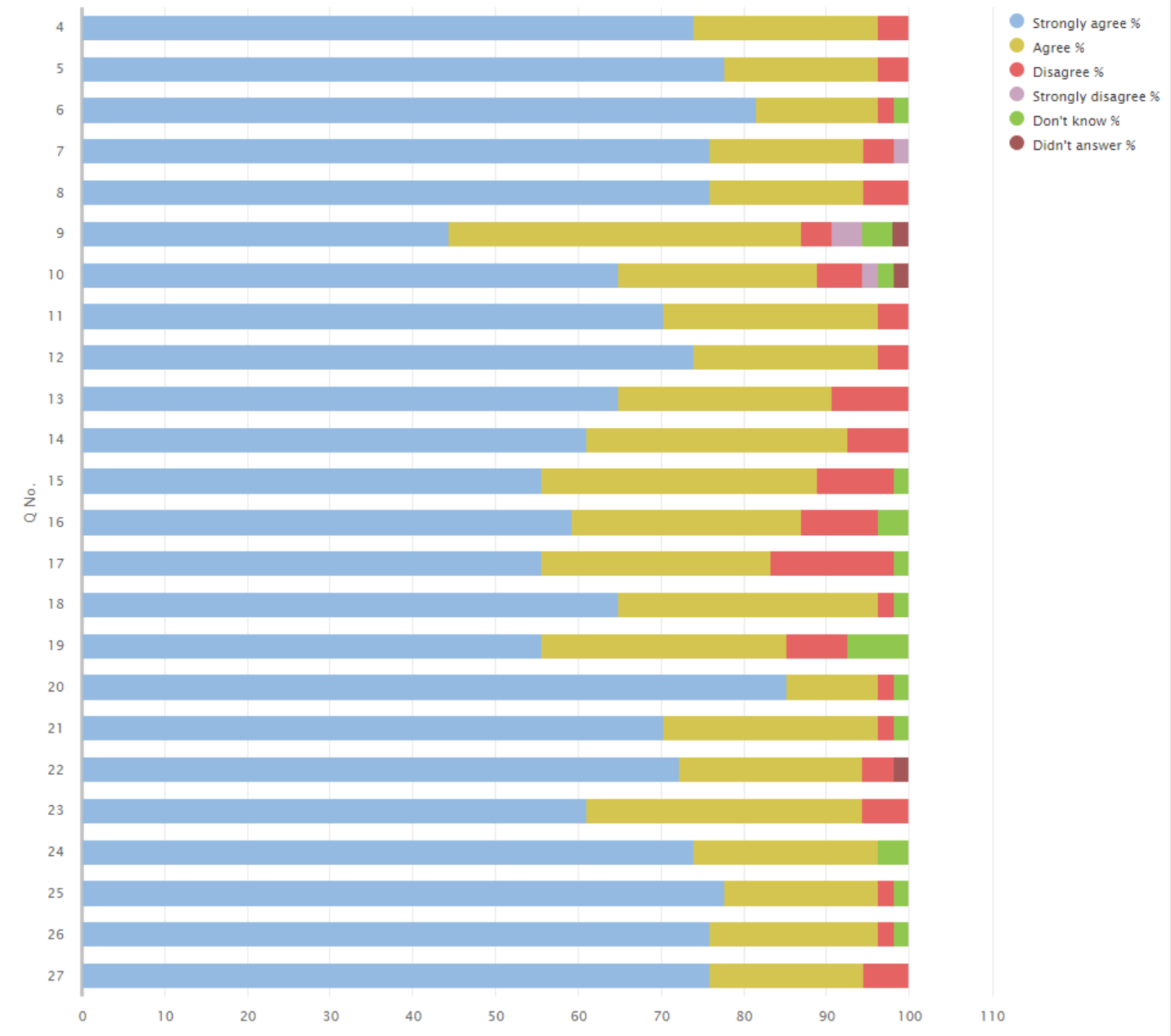
## Questionnaire for parents/carers of children in primary stages (04)

## 04 Your experience by percentage (sharing)

Q No.	Question	Response Count	Strongly agree %	Agree %	Disagree %	Strongly disagree %	Don't know %	Didn't answer %
4	My child likes being at this school.	54	74.07	22.22	3.7	0.00	0.00	0.00
5	Staff treat my child fairly and with respect.	54	77.78	18.52	3.7	0.00	0.00	0.00
6	I feel that my child is safe at the school.	54	81.48	14.81	1.85	0.00	1.85	0.00
7	The school helps my child to feel confident.	54	75.93	18.52	3.7	1.85	0.00	0.00
8	I feel staff really know my child as an individual.	54	75.93	18.52	5.56	0.00	0.00	0.00
9	My child finds their learning activities hard enough.	54	44.44	42.59	3.7	3.7	3.7	1.85
10	My child receives the help he/she needs to do well.	54	64.81	24.07	5.56	1.85	1.85	1.85
11	My child is encouraged by the school to be healthy and take regular exercise.	54	70.37	25.93	3.7	0.00	0.00	0.00
12	The school supports my child's emotional wellbeing.	54	74.07	22.22	3.7	0.00	0.00	0.00
13	My child is making good progress at the school.	54	64.81	25.93	9.26	0.00	0.00	0.00
14	I receive helpful, regular feedback about how my child is learning and developing e.g. informal feedback, reports and learning profiles.	54	61.11	31.48	7.41	0.00	0.00	0.00
15	The information I receive about how my child is doing reaches me at the right time.	54	55.56	33.33	9.26	0.00	1.85	0.00
16	I understand how my child's progress is assessed.	54	59.26	27.78	9.26	0.00	3.7	0.00
17	The school gives me advice on how to support my child's learning at home.	54	55.56	27.78	14.81	0.00	1.85	0.00
18	The school organises activities where my child and I can learn together.	54	64.81	31.48	1.85	0.00	1.85	0.00
19	The school takes my views into account when making changes.	54	55.56	29.63	7.41	0.00	7.41	0.00
20	I feel comfortable approaching the school with questions, suggestions and/or a problem.	54	85.19	11.11	1.85	0.00	1.85	0.00
21	I feel encouraged to be involved in the work of the Parent Council and/or parent association.	54	70.37	25.93	1.85	0.00	1.85	0.00
22	I am kept informed about the work of the Parent Council and/or parent association.	54	72.22	22.22	3.7	0.00	0.00	1.85

<b>Q No.</b>	<b>Question (cont.)</b>	<b>Response Count</b>	<b>Strongly agree %</b>	<b>Agree %</b>	<b>Disagree %</b>	<b>Strongly disagree %</b>	<b>Don't know %</b>	<b>Didn't answer %</b>
23	I am satisfied with the quality of teaching in the school.	54	61.11	33.33	5.56	0.00	0.00	0.00
24	The school is well led and managed.	54	74.07	22.22	0.00	0.00	3.7	0.00
25	The school encourages children to treat others with respect.	54	77.78	18.52	1.85	0.00	1.85	0.00
26	I would recommend the school to other parents.	54	75.93	20.37	1.85	0.00	1.85	0.00
27	Overall, I am satisfied with the school.	54	75.93	18.52	5.56	0.00	0.00	0.00

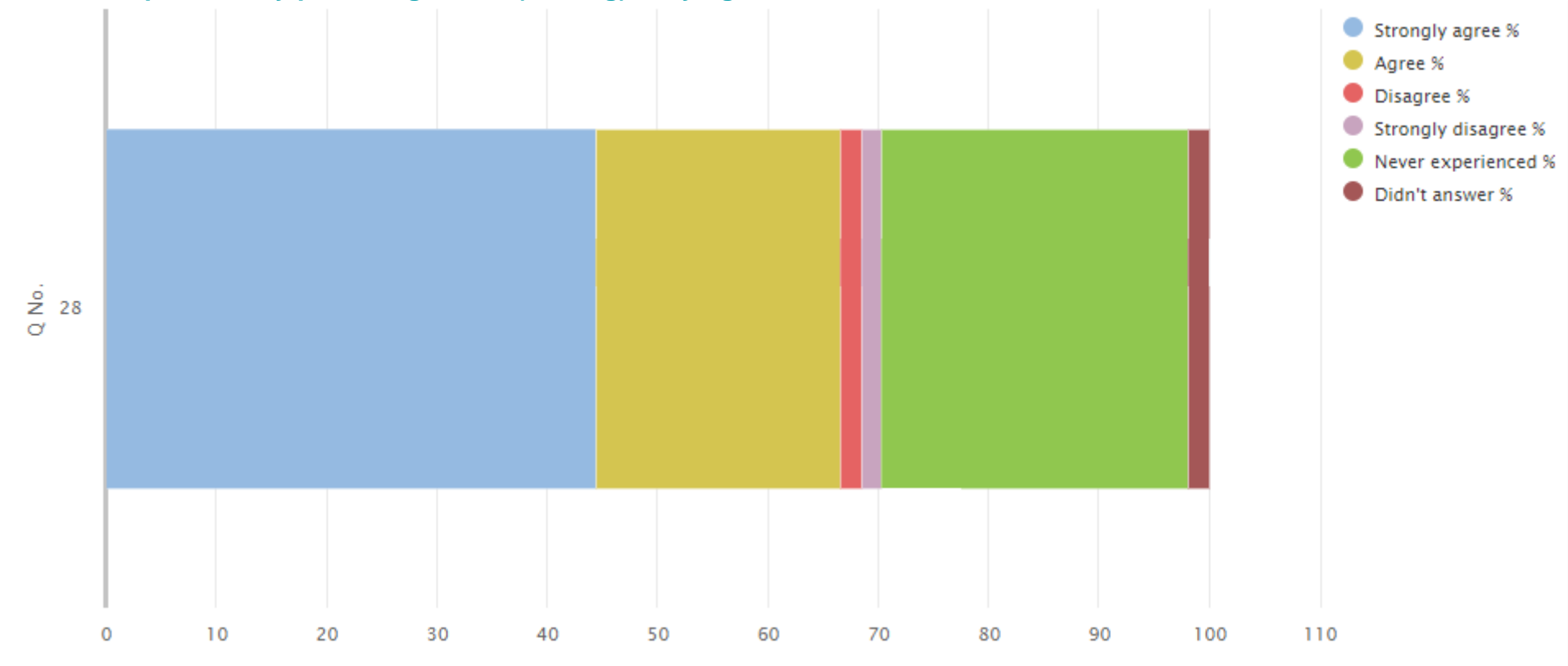
04 Your experience by percentage chart (sharing)



04 Your experience by percentage (sharing) bullying

Q No.	Question	Response Count	Strongly agree %	Agree %	Disagree %	Strongly disagree %	Never experienced %	Didn't answer %
28	The school deals well with any bullying.	54	44.44	22.22	1.85	1.85	27.78	1.85

04 Your experience by percentage chart (sharing) bullying



## Questionnaire for early learning and childcare staff (08)

## 08 Your experience by percentage (sharing)

Q No.	Question	Response Count	Strongly agree %	Agree %	Disagree %	Strongly disagree %	Don't know %	N/A %	Didn't answer %
2	I find it rewarding to be a member of staff at this setting.	10	70	20	0.00	0.00	10	0.00	0.00
3	I feel a valued part of the setting's community.	10	70	20	0.00	0.00	10	0.00	0.00
4	I am encouraged to learn and share practice with colleagues from other settings.	10	40	50	0.00	0.00	10	0.00	0.00
5	I am given the opportunity to learn and share practice with colleagues from other settings.	X	X	X	X	X	X	X	X
6	I have a clear understanding of the social, cultural and economic context of the setting.	10	40	50	0.00	0.00	10	0.00	0.00
7	I feel appropriately supported by the setting to undertake my role.	10	80	10	0.00	0.00	10	0.00	0.00
8	I am supported to engage in professional learning.	10	70	20	0.00	0.00	10	0.00	0.00
9	My professional learning enables me to reflect on and improve my practice.	10	90	0.00	0.00	0.00	10	0.00	0.00
10	I have regular opportunities to undertake leadership roles.	10	50	40	0.00	0.00	10	0.00	0.00
11	I have opportunities to be involved in agreeing priorities for the setting.	10	50	40	0.00	0.00	10	0.00	0.00
12	I am actively involved in the setting's ongoing self-evaluation.	10	50	40	0.00	0.00	10	0.00	0.00
13	My professional standards are used to support professional reflection and learning.	X	X	X	X	X	X	X	X
14	I use information, including data, effectively to identify and reduce inequalities in childrens outcomes.	10	70	20	0.00	0.00	10	0.00	0.00
15	I understand how to apply the setting's procedures relating to child protection and safeguarding.	X	X	X	X	X	X	X	X
16	The setting's vision and values underpins my work.	X	X	X	X	X	X	X	X
17	Staff treat all children fairly and with respect.	X	X	X	X	X	X	X	X
18	Colleagues treat each other with respect.	X	X	X	X	X	X	X	X

Q No.	Question (cont.)	Response Count	Strongly agree %	Agree %	Disagree %	Strongly disagree %	Don't know %	N/A %	Didn't answer %
19	Children are encouraged and supported to treat others with respect.	X	X	X	X	X	X	X	X
20	Staff and parents treat each other with respect.	X	X	X	X	X	X	X	X
21	Staff work well to understand and support children's behaviour.	X	X	X	X	X	X	X	X
22	Staff at all levels within the setting communicate effectively with each other.	10	80	10	0.00	0.00	10	0.00	0.00
23	The setting's arrangements for engaging parents in their child's learning are effective.	10	70	20	0.00	0.00	10	0.00	0.00
24	The setting is well led and managed.	10	70	20	0.00	0.00	10	0.00	0.00
25	Collaborative working across the setting is effective in taking forward improvement.	10	70	20	0.00	0.00	10	0.00	0.00
26	Children are engaged in their learning.	10	90	0.00	0.00	0.00	10	0.00	0.00
27	Children are provided with experiences which meet their learning and development needs.	10	90	0.00	0.00	0.00	10	0.00	0.00
28	Children are involved in talking about and planning their learning.	10	70	20	0.00	0.00	10	0.00	0.00
29	Children have the opportunity to lead their learning.	10	90	0.00	0.00	0.00	10	0.00	0.00
30	I receive appropriate support for the planning and assessment of children's learning and development.	10	60	30	0.00	0.00	10	0.00	0.00
31	The setting has effective strategies to support children with their learning and development, including those requiring additional support.	10	60	30	0.00	0.00	10	0.00	0.00
32	Staff have a shared understanding of how young children develop early language and mathematical skills.	10	80	10	0.00	0.00	10	0.00	0.00
33	Staff have a shared understanding of their 'responsibility of all' in relation to health and wellbeing.	10	70	20	0.00	0.00	10	0.00	0.00
34	I have regular opportunities to help shape the curriculum through discussions with colleagues, parents and partners.	X	X	X	X	X	X	X	X

08 Your experience by percentage chart (sharing)

