

Annanhill Primary School

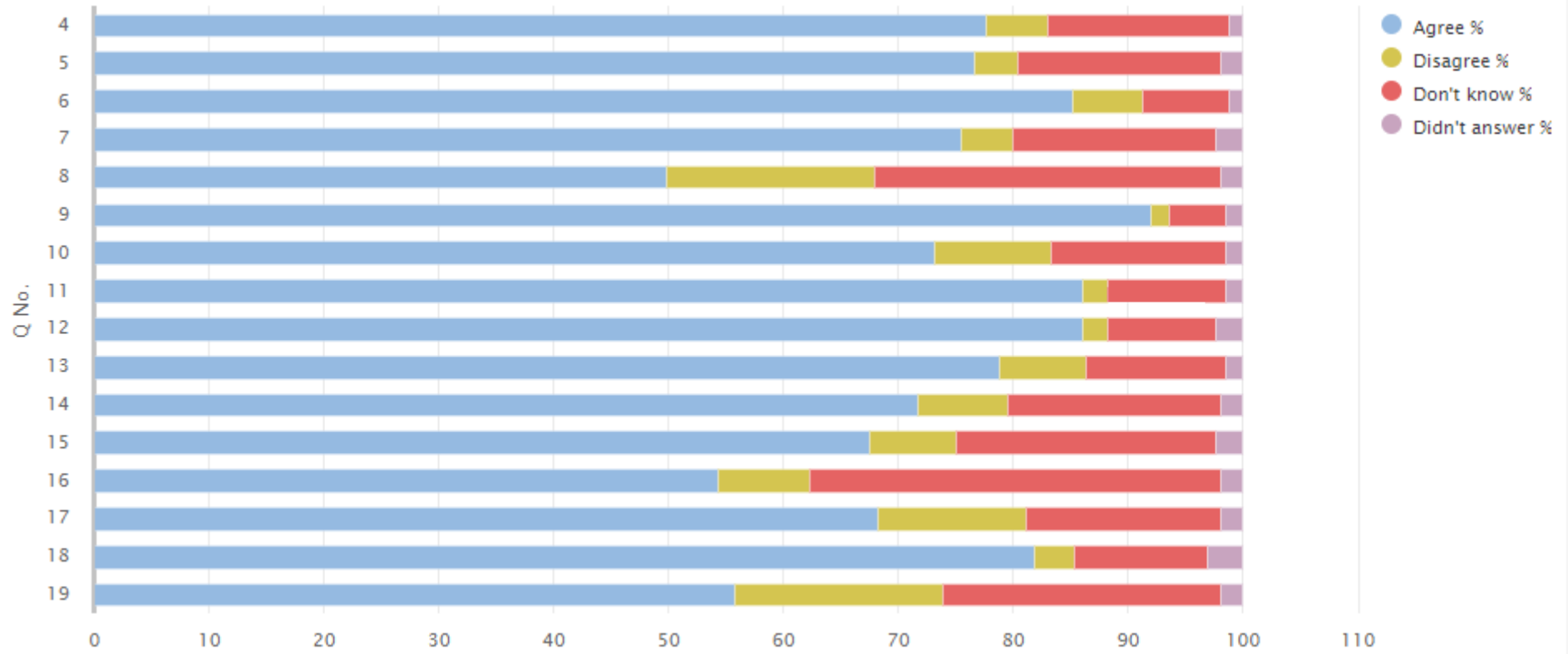
Pre-inspection questionnaire summary report **Inspection week: 26 February 2024**

Questionnaire for children in primary stages (01)

01 Your experience by percentage (sharing)

Q No.	Question	Response Count	Agree %	Disagree %	Don't know %	Didn't answer %
4	I feel safe when I am at school.	265	77.74	5.28	15.85	1.13
5	My school helps me to feel safe.	265	76.6	3.77	17.74	1.89
6	I have someone in my school I can speak to if I am upset or worried about something.	265	85.28	6.04	7.55	1.13
7	Staff treat me fairly and with respect.	265	75.47	4.53	17.74	2.26
8	Other children treat me fairly and with respect.	265	49.81	18.11	30.19	1.89
9	My school helps me to understand and respect other people.	265	92.08	1.51	4.91	1.51
10	My school is helping me to become confident.	265	73.21	10.19	15.09	1.51
11	My school teaches me how to lead a healthy lifestyle.	265	86.04	2.26	10.19	1.51
12	There are lots of chances at my school for me to get regular exercise.	265	86.04	2.26	9.43	2.26
13	My school offers me the opportunity to take part in activities in school beyond the classroom and timetabled day.	265	78.87	7.55	12.08	1.51
14	I have the opportunity to discuss my achievements outwith school with an adult in school who knows me well.	265	71.7	7.92	18.49	1.89
15	My school listens to my views.	265	67.55	7.55	22.64	2.26
16	My school takes my views into account.	265	54.34	7.92	35.85	1.89
17	I feel comfortable approaching staff with questions or suggestions.	265	68.3	12.83	16.98	1.89
18	Staff help me to understand how I am progressing in my school work.	265	81.89	3.4	11.7	3.02
19	My homework helps me to understand and improve my work in school.	265	55.85	18.11	24.15	1.89

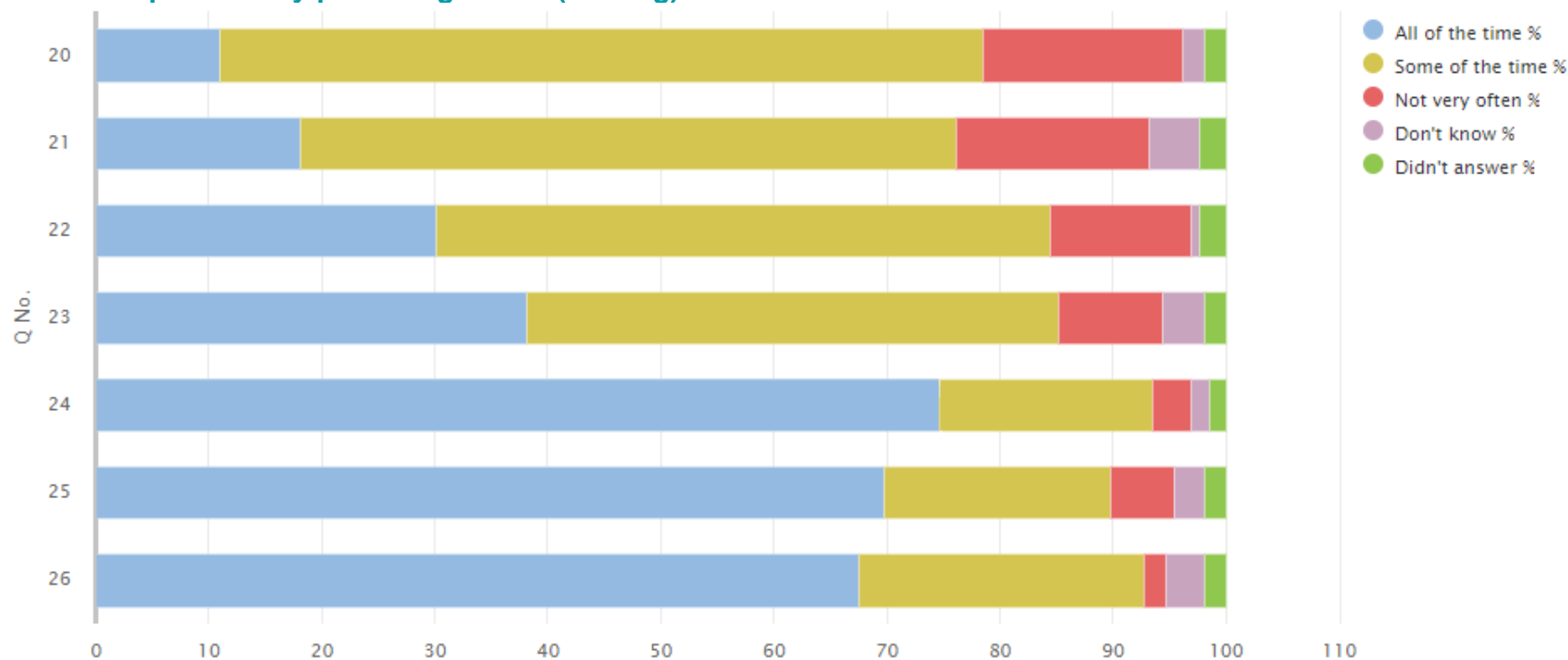
01 Your experience by percentage chart (sharing)



01 Your experience by percentage 2 (sharing)

Q No.	Question	Response Count	All of the time %	Some of the time %	Not very often %	Don't know %	Didn't answer %
20	Other children behave well.	265	10.94	67.55	17.74	1.89	1.89
21	My teachers ask me about what things I want to learn in school.	265	18.11	58.11	16.98	4.53	2.26
22	I enjoy learning at school.	265	30.19	54.34	12.45	0.75	2.26
23	I feel that my work in school is hard enough.	265	38.11	47.17	9.06	3.77	1.89
24	I know who to ask to get help if I find my work too hard.	265	74.72	18.87	3.4	1.51	1.51
25	I am encouraged by staff to do the best I can.	265	69.81	20	5.66	2.64	1.89
26	I am happy with the quality of teaching in my school.	265	67.55	25.28	1.89	3.4	1.89

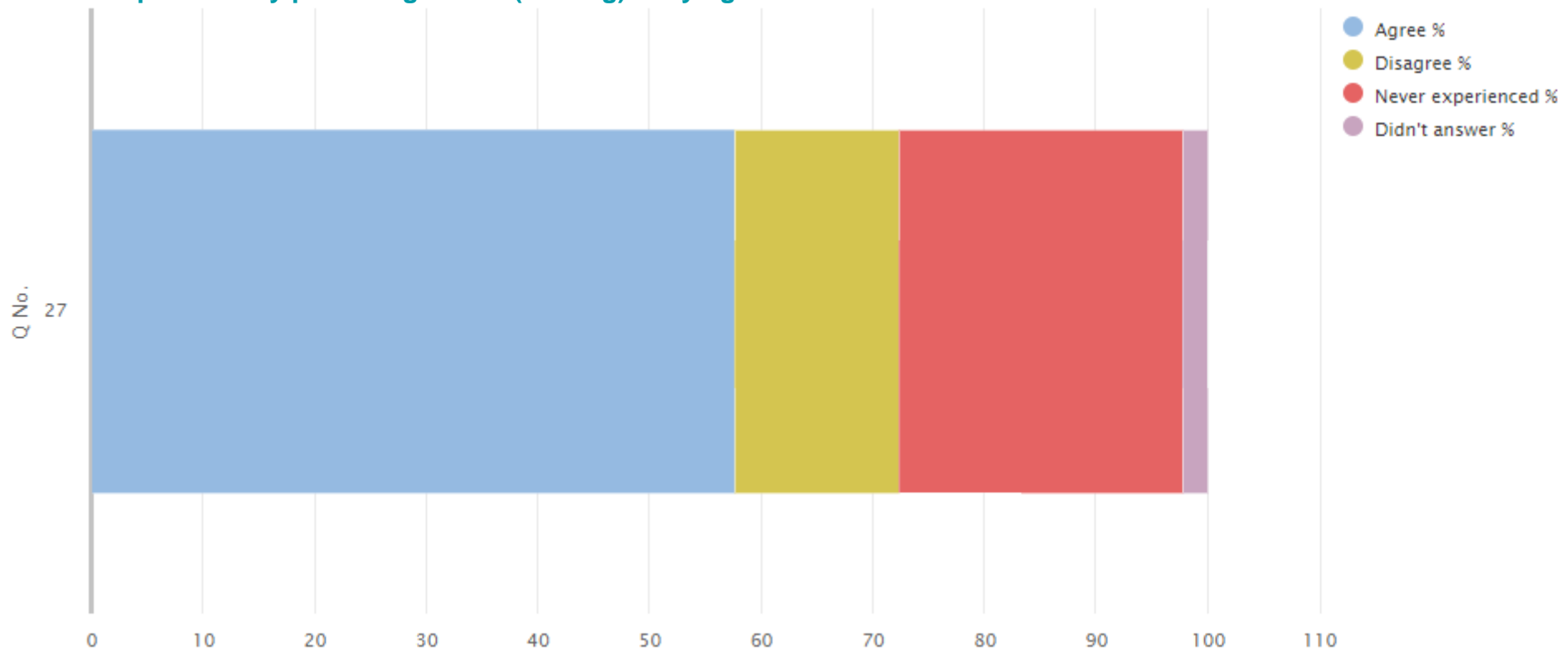
01 Your experience by percentage chart (sharing)



01 Your experience by percentage (sharing) bullying

Q No.	Question	Response Count	Agree %	Disagree %	Never experienced %	Didn't answer %
27	My school deals well with any bullying.	265	57.74	14.72	25.28	2.26

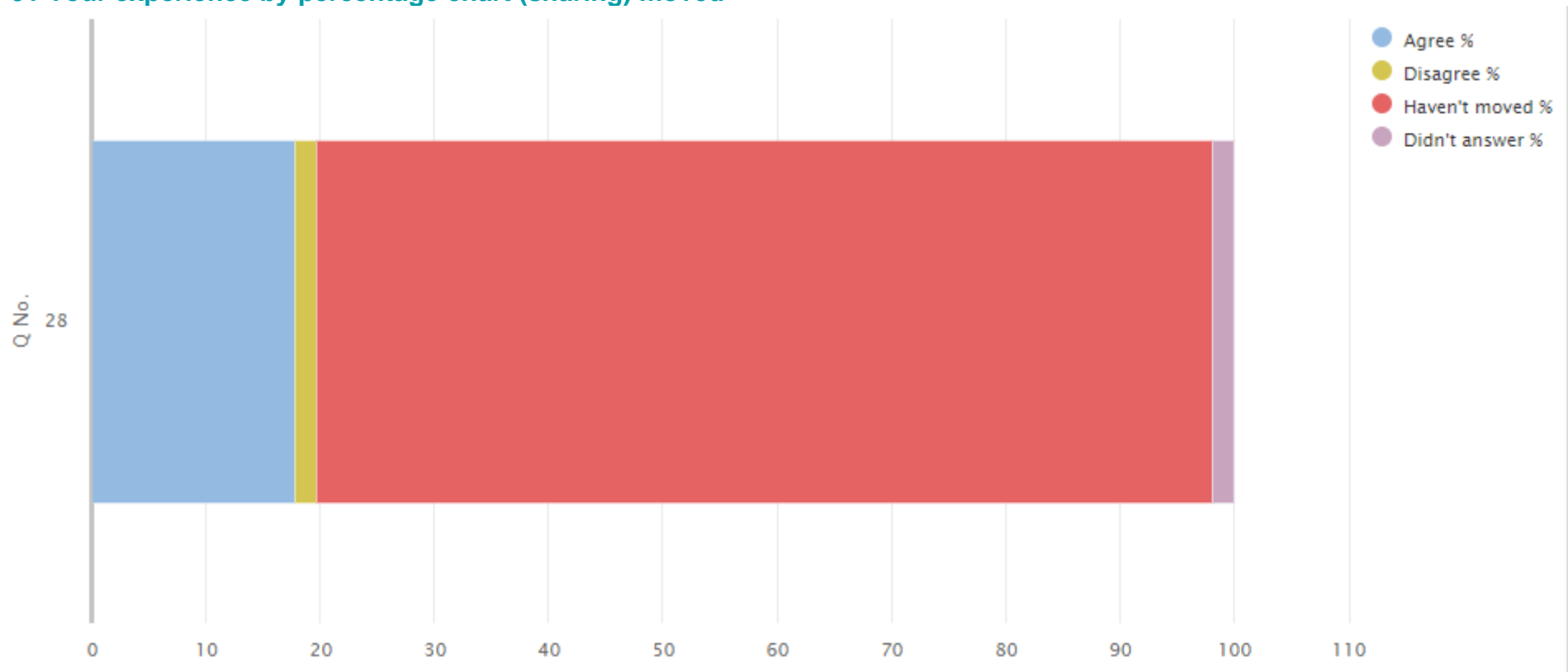
01 Your experience by percentage chart (sharing) bullying



01 Your experience by percentage (sharing) moved

Q No.	Question	Response Count	Agree %	Disagree %	Haven't moved %	Didn't answer %
28	I was well supported if I moved to a new school within the last year.	265	17.74	1.89	78.49	1.89

01 Your experience by percentage chart (sharing) moved



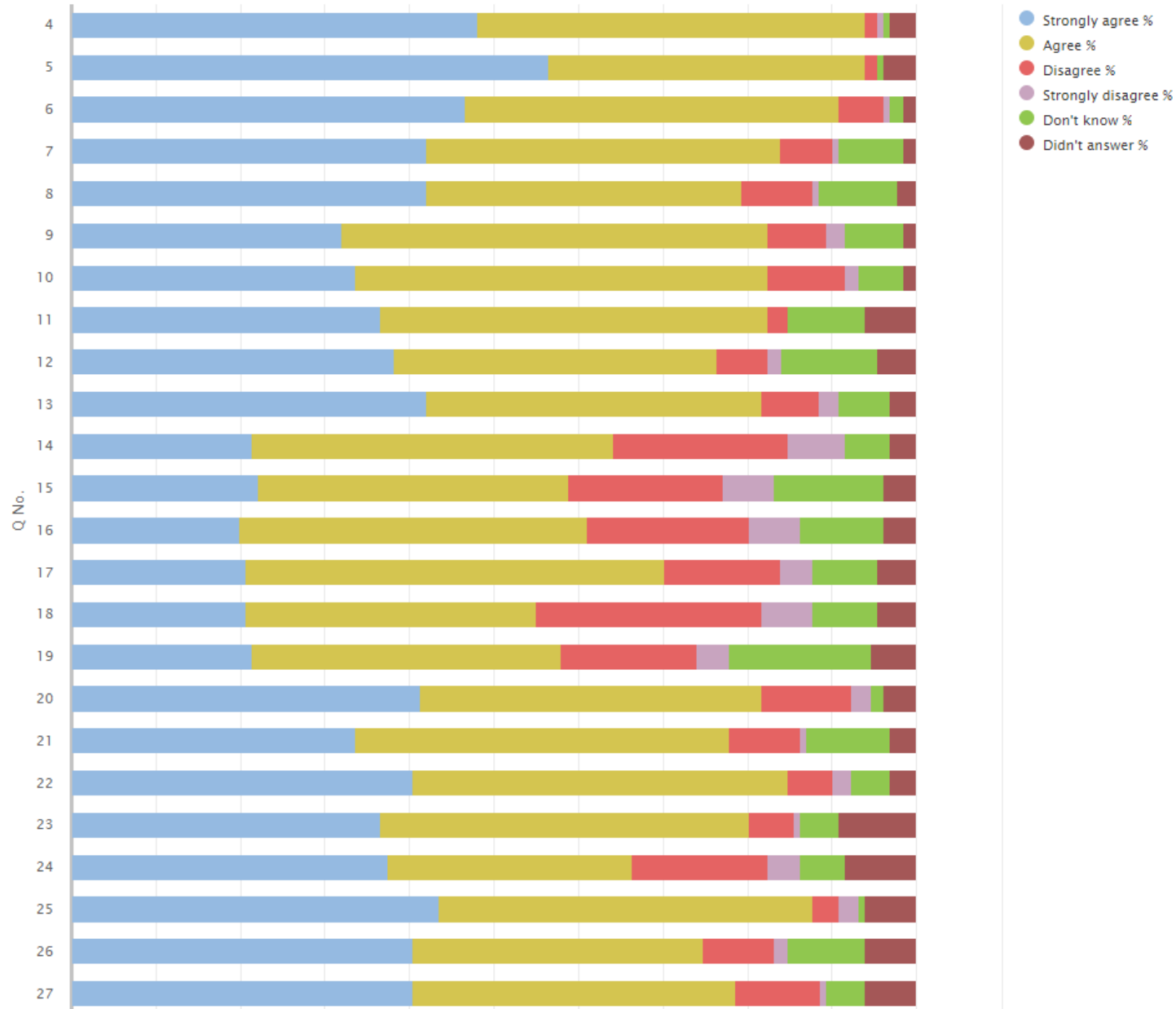
Questionnaire for parents/carers of children in primary stages (04)

04 Your experience by percentage (sharing)

Q No.	Question	Response Count	Strongly agree %	Agree %	Disagree %	Strongly disagree %	Don't know %	Didn't answer %
4	My child likes being at this school.	131	48.09	45.8	1.53	0.76	0.76	3.05
5	Staff treat my child fairly and with respect.	131	56.49	37.4	1.53	0.00	0.76	3.82
6	I feel that my child is safe at the school.	131	46.56	44.27	5.34	0.76	1.53	1.53
7	The school helps my child to feel confident.	131	41.98	41.98	6.11	0.76	7.63	1.53
8	I feel staff really know my child as an individual.	131	41.98	37.4	8.4	0.76	9.16	2.29
9	My child finds their learning activities hard enough.	131	32.06	50.38	6.87	2.29	6.87	1.53
10	My child receives the help he/she needs to do well.	131	33.59	48.85	9.16	1.53	5.34	1.53
11	My child is encouraged by the school to be healthy and take regular exercise.	131	36.64	45.8	2.29	0.00	9.16	6.11
12	The school supports my child's emotional wellbeing.	131	38.17	38.17	6.11	1.53	11.45	4.58
13	My child is making good progress at the school.	131	41.98	39.69	6.87	2.29	6.11	3.05
14	I receive helpful, regular feedback about how my child is learning and developing e.g. informal feedback, reports and learning profiles.	131	21.37	42.75	20.61	6.87	5.34	3.05
15	The information I receive about how my child is doing reaches me at the right time.	131	22.14	36.64	18.32	6.11	12.98	3.82
16	I understand how my child's progress is assessed.	131	19.85	41.22	19.08	6.11	9.92	3.82
17	The school gives me advice on how to support my child's learning at home.	131	20.61	49.62	13.74	3.82	7.63	4.58
18	The school organises activities where my child and I can learn together.	131	20.61	34.35	26.72	6.11	7.63	4.58
19	The school takes my views into account when making changes.	131	21.37	36.64	16.03	3.82	16.79	5.34
20	I feel comfortable approaching the school with questions, suggestions and/or a problem.	131	41.22	40.46	10.69	2.29	1.53	3.82
21	I feel encouraged to be involved in the work of the Parent Council and/or parent association.	131	33.59	44.27	8.4	0.76	9.92	3.05
22	I am kept informed about the work of the Parent Council and/or parent association.	131	40.46	44.27	5.34	2.29	4.58	3.05

Q No.	Question (cont.)	Response Count	Strongly agree %	Agree %	Disagree %	Strongly disagree %	Don't know %	Didn't answer %
23	I am satisfied with the quality of teaching in the school.	131	36.64	43.51	5.34	0.76	4.58	9.16
24	The school is well led and managed.	131	37.4	29.01	16.03	3.82	5.34	8.4
25	The school encourages children to treat others with respect.	131	43.51	44.27	3.05	2.29	0.76	6.11
26	I would recommend the school to other parents.	131	40.46	34.35	8.4	1.53	9.16	6.11
27	Overall, I am satisfied with the school.	131	40.46	38.17	9.92	0.76	4.58	6.11

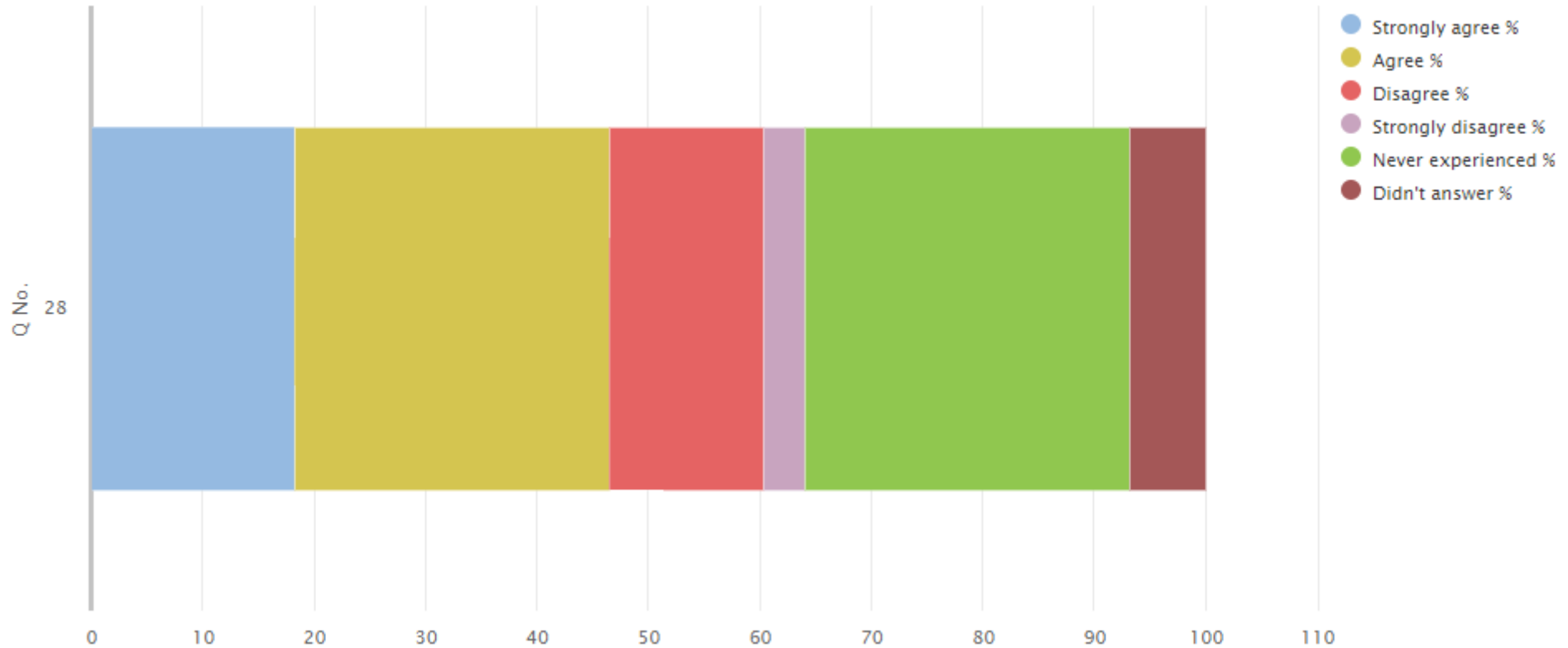
04 Your experience by percentage chart (sharing)



04 Your experience by percentage (sharing) bullying

Q No.	Question	Response Count	Strongly agree %	Agree %	Disagree %	Strongly disagree %	Never experienced %	Didn't answer %
28	The school deals well with any bullying.	131	18.32	28.24	13.74	3.82	29.01	6.87

04 Your experience by percentage chart (sharing) bullying



Questionnaire for school teachers (10)

10 Your experience by percentage (sharing)

Q No.	Question	Response Count	Strongly agree %	Agree %	Disagree %	Strongly disagree %	Don't know %	N/A %	Didn't answer %
2	I find it rewarding to be a member of staff at this school.	22	40.91	50	0.00	0.00	4.55	0.00	4.55
3	I feel a valued part of the school's community.	22	40.91	45.45	4.55	0.00	4.55	0.00	4.55
4	I am encouraged to learn and share practice with colleagues from other schools.	22	13.64	72.73	4.55	0.00	0.00	4.55	4.55
5	I am given the opportunity to learn and share practice with colleagues from other schools.	22	13.64	72.73	0.00	0.00	4.55	4.55	4.55
6	I have a clear understanding of the social, cultural and economic context of the school.	22	36.36	50	0.00	0.00	4.55	0.00	9.09
7	I feel appropriately supported by the school to undertake my role.	22	40.91	45.45	9.09	0.00	0.00	0.00	4.55
8	I am supported to engage in professional learning.	22	40.91	50	0.00	0.00	4.55	0.00	4.55
9	My professional learning enables me to reflect on and improve my practice.	22	59.09	27.27	0.00	0.00	9.09	0.00	4.55
10	I have regular opportunities to undertake leadership roles.	22	45.45	45.45	0.00	0.00	4.55	0.00	4.55
11	I have opportunities to be involved in agreeing priorities for the school.	22	40.91	50	0.00	0.00	4.55	0.00	4.55
12	I am actively involved in the school's ongoing self-evaluation.	22	50	40.91	0.00	0.00	4.55	0.00	4.55
13	GTCS standards are used to support professional dialogue.	22	54.55	36.36	0.00	0.00	4.55	0.00	4.55
14	I use information, including data, effectively to identify and reduce inequalities in children's and young people's outcomes.	22	45.45	45.45	0.00	0.00	4.55	0.00	4.55
15	I understand how to apply the school's procedures relating to child protection and safeguarding.	22	59.09	31.82	0.00	0.00	4.55	0.00	4.55
16	The school's vision and values underpins my work.	22	40.91	45.45	0.00	0.00	4.55	0.00	9.09
17	Staff treat all children and young people fairly and with respect.	22	50	31.82	4.55	0.00	4.55	0.00	9.09

Q No.	Question (cont.)	Response Count	Strongly agree %	Agree %	Disagree %	Strongly disagree %	Don't know %	N/A %	Didn't answer %
18	Colleagues treat each other with respect.	22	27.27	50	9.09	0.00	0.00	0.00	13.64
19	Children and young people are encouraged and supported to treat others with respect.	22	50	36.36	0.00	0.00	4.55	0.00	9.09
20	Children and young people are well behaved.	22	4.55	77.27	4.55	4.55	0.00	0.00	9.09
21	The school deals effectively with any bullying.	22	22.73	59.09	0.00	0.00	9.09	0.00	9.09
22	I am provided with feedback when I report an incident.	22	22.73	54.55	4.55	0.00	4.55	4.55	9.09
23	Staff at all levels within the school communicate effectively with each other.	22	13.64	54.55	22.73	0.00	0.00	0.00	9.09
24	The school's arrangements for engaging parents in their child's learning are effective.	22	22.73	63.64	0.00	0.00	4.55	0.00	9.09
25	The school is well led and managed.	22	31.82	50	4.55	0.00	4.55	0.00	9.09
26	Collaborative working across the school is effective in taking forward improvement.	22	40.91	45.45	0.00	0.00	4.55	0.00	9.09
27	Children and young people are engaged in their learning.	22	36.36	50	0.00	0.00	4.55	0.00	9.09
28	I give children and young people regular feedback which helps them to progress.	22	54.55	31.82	0.00	0.00	4.55	0.00	9.09
29	Children and young people are provided with experiences which meet their learning needs.	22	45.45	40.91	0.00	0.00	4.55	0.00	9.09
30	Children and young people are involved in talking about and planning their learning.	22	22.73	63.64	0.00	0.00	4.55	0.00	9.09
31	Children and young people are involved in setting their learning targets.	22	27.27	54.55	4.55	0.00	4.55	0.00	9.09
32	Children and young people have the opportunity to lead their learning.	22	13.64	68.18	9.09	0.00	0.00	0.00	9.09
33	I receive appropriate support for planning, preparation and assessment.	22	22.73	50	13.64	0.00	0.00	4.55	9.09
34	The school has effective strategies to support children and young people with their learning, including those requiring additional support.	22	36.36	40.91	13.64	0.00	0.00	0.00	9.09
35	Staff have a shared understanding of their 'responsibility of all' in literacy and numeracy and health and wellbeing.	22	40.91	45.45	0.00	0.00	4.55	0.00	9.09

Q No.	Question (cont.)	Response Count	Strongly agree %	Agree %	Disagree %	Strongly disagree %	Don't know %	N/A %	Didn't answer %
36	Moderation activities are helping me to make sound professional judgements.	22	18.18	50	9.09	4.55	0.00	4.55	13.64
37	I have regular opportunities to help shape the curriculum through discussions with colleagues, parents and partners.	22	31.82	50	4.55	0.00	0.00	4.55	9.09
38	I am aware of and involved in the school's strategies for raising attainment for all.	22	40.91	45.45	0.00	0.00	4.55	0.00	9.09

10 Your experience by percentage chart (sharing)

