

# **Glenboig Primary School**

## **Pre-inspection questionnaire summary report**

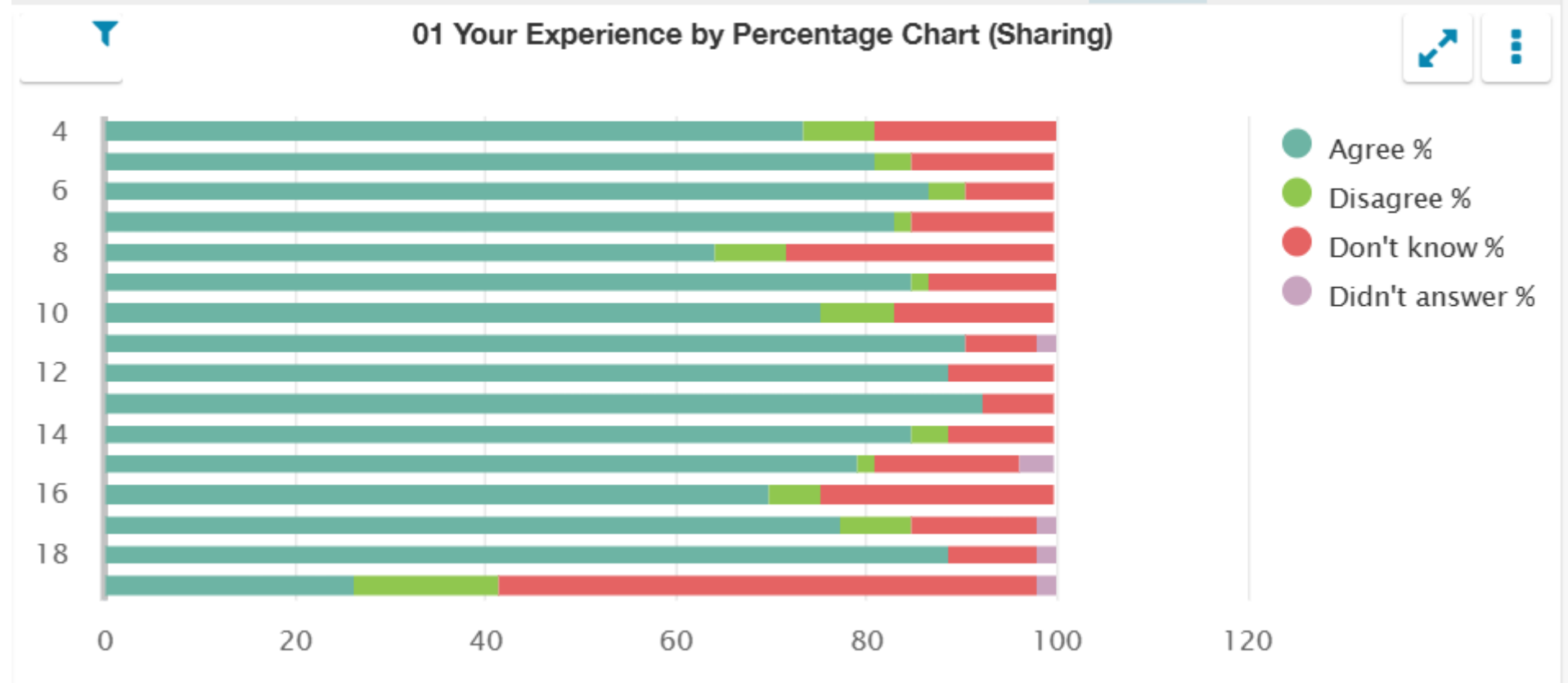
### **Inspection week: 22 April 2025**

## Questionnaire for children in primary stages (01)

## 01 Your experience by percentage (sharing)

| Q No. | Question  | Response Count | Agree % | Disagree % | Don't know % | Didn't answer % |
|-------|---|----------------|---------|------------|--------------|-----------------|
| 4     | I feel safe when I am at school.  | 53             | 73.58   | 7.55       | 18.87        | 0.00            |
| 5     | My school helps me to feel safe.  | 53             | 81.13   | 3.77       | 15.09        | 0.00            |
| 6     | I have someone in my school I can speak to if I am upset or worried about something.                              | 53             | 86.79   | 3.77       | 9.43         | 0.00            |
| 7     | Staff treat me fairly and with respect.   | 53             | 83.02   | 1.89       | 15.09        | 0.00            |
| 8     | Other children treat me fairly and with respect.  | 53             | 64.15   | 7.55       | 28.30        | 0.00            |
| 9     | My school helps me to understand and respect other people.  | 53             | 84.91   | 1.89       | 13.21        | 0.00            |
| 10    | My school is helping me to become confident.  | 53             | 75.47   | 7.55       | 16.98        | 0.00            |
| 11    | My school teaches me how to lead a healthy lifestyle.   | 53             | 90.57   | 0.00       | 7.55         | 1.89            |
| 12    | There are lots of chances at my school for me to get regular exercise.  | 53             | 88.68   | 0.00       | 11.32        | 0.00            |
| 13    | My school offers me the opportunity to take part in activities in school beyond the classroom and timetabled day. | 53             | 92.45   | 0.00       | 7.55         | 0.00            |
| 14    | I have the opportunity to discuss my achievements outwith school with an adult in school who knows me well.       | 53             | 84.91   | 3.77       | 11.32        | 0.00            |
| 15    | My school listens to my views.  | 53             | 79.25   | 1.89       | 15.09        | 3.77            |
| 16    | My school takes my views into account.  | 53             | 69.81   | 5.66       | 24.53        | 0.00            |
| 17    | I feel comfortable approaching staff with questions or suggestions.   | 53             | 77.36   | 7.55       | 13.21        | 1.89            |
| 18    | Staff help me to understand how I am progressing in my school work.   | 53             | 88.68   | 0.00       | 9.43         | 1.89            |
| 19    | My homework helps me to understand and improve my work in school.   | 53             | 26.42   | 15.09      | 56.60        | 1.89            |

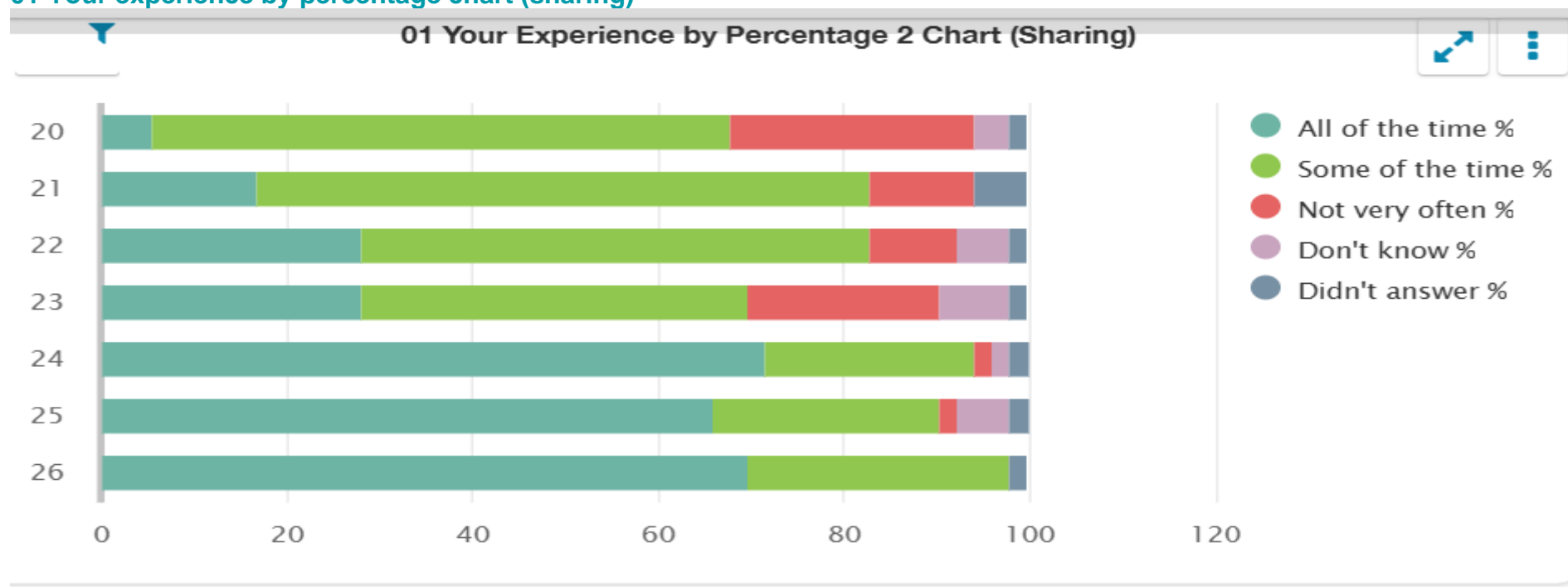
01 Your experience by percentage chart (sharing)



## 01 Your experience by percentage 2 (sharing)

| Q No. | Question  | Response Count | All of the time % | Some of the time % | Not very often % | Don't know % | Didn't answer % |
|-------|---|----------------|-------------------|--------------------|------------------|--------------|-----------------|
| 20    | Other children behave well.                                     | 53             | 5.66              | 62.26              | 26.42            | 3.77         | 1.89            |
| 21    | My teachers ask me about what things I want to learn in school. | 53             | 16.98             | 66.04              | 11.32            | 0.00         | 5.66            |
| 22    | I enjoy learning at school.                                     | 53             | 28.30             | 54.72              | 9.43             | 5.66         | 1.89            |
| 23    | I feel that my work in school is hard enough.                   | 53             | 28.30             | 41.51              | 20.75            | 7.55         | 1.89            |
| 24    | I know who to ask to get help if I find my work too hard.       | 53             | 71.70             | 22.64              | 1.89             | 1.89         | 1.89            |
| 25    | I am encouraged by staff to do the best I can.                  | 53             | 66.04             | 24.53              | 1.89             | 5.66         | 1.89            |
| 26    | I am happy with the quality of teaching in my school.           | 53             | 69.81             | 28.30              | 0.00             | 0.00         | 1.89            |

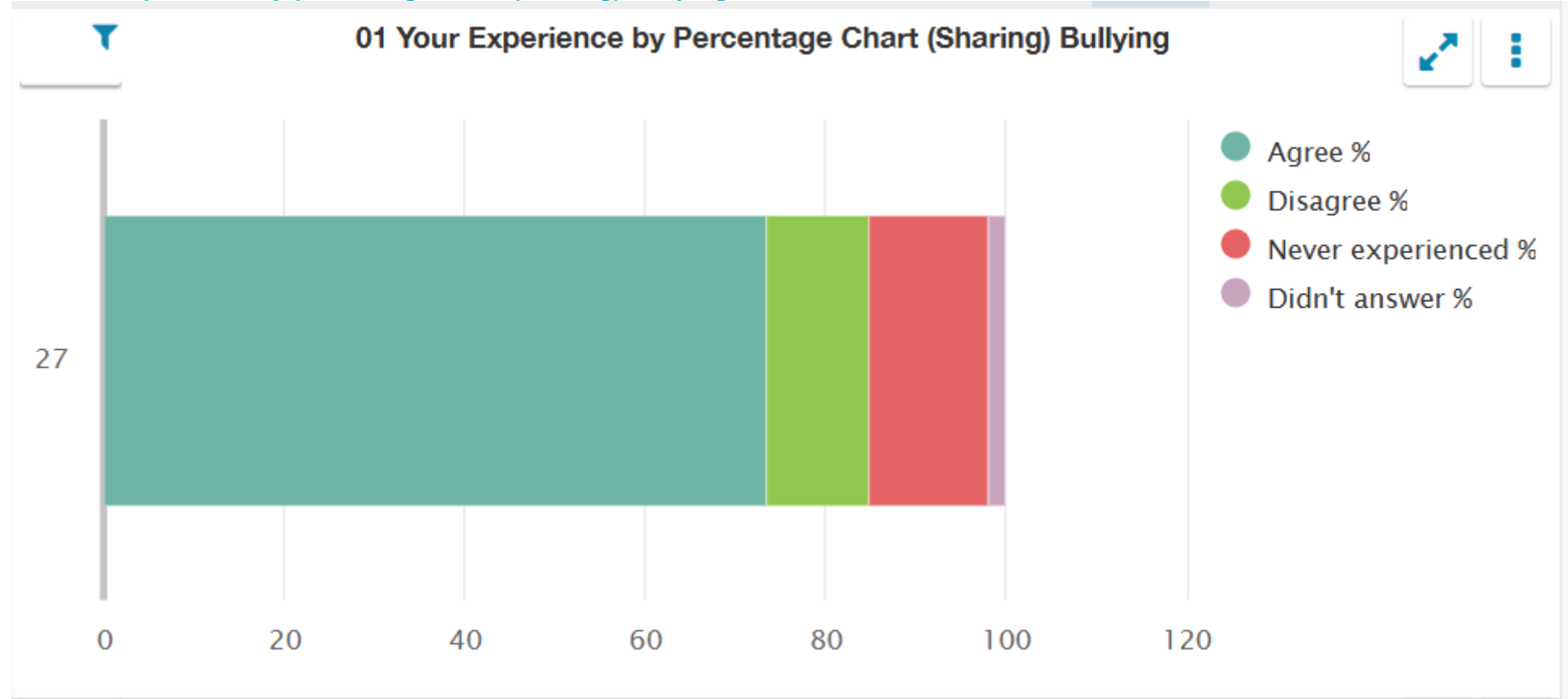
## 01 Your experience by percentage chart (sharing)



01 Your experience by percentage (sharing) bullying

| Q No. | Question                                | Response Count | Agree % | Disagree % | Never experienced % | Didn't answer % |
|-------|---|----------------|---------|------------|---------------------|-----------------|
| 27    | My school deals well with any bullying. | 53             | 73.58   | 11.32      | 13.21               | 1.89            |

01 Your experience by percentage chart (sharing) bullying



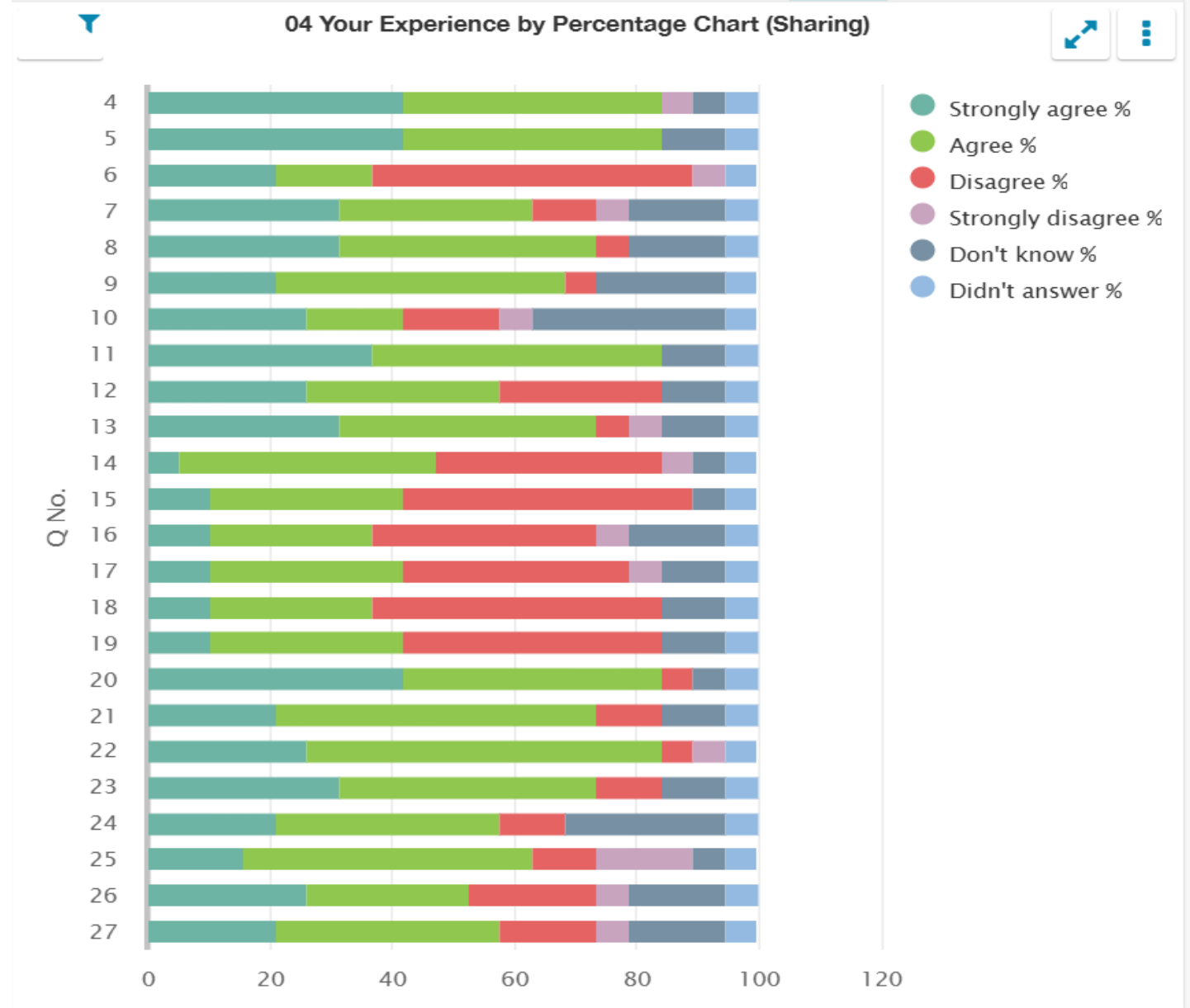
## Questionnaire for parents/carers of children in primary stages (04)

## 04 Your experience by percentage (sharing)

| Q No. | Question   | Response Count | Strongly agree % | Agree % | Disagree % | Strongly disagree % | Don't know % | Didn't answer % |
|-------|--|----------------|------------------|---------|------------|---------------------|--------------|-----------------|
| 4     | My child likes being at this school.   | 19             | 42.11            | 42.11   | 0.00       | 5.26                | 5.26         | 5.26            |
| 5     | Staff treat my child fairly and with respect.  | 19             | 42.11            | 42.11   | 0.00       | 0.00                | 10.53        | 5.26            |
| 6     | I feel that my child is safe at the school.  | 19             | 21.05            | 15.79   | 52.63      | 5.26                | 0.00         | 5.26            |
| 7     | The school helps my child to feel confident.   | 19             | 31.58            | 31.58   | 10.53      | 5.26                | 15.79        | 5.26            |
| 8     | I feel staff really know my child as an individual.  | 19             | 31.58            | 42.11   | 5.26       | 0.00                | 15.79        | 5.26            |
| 9     | My child finds their learning activities hard enough.  | 19             | 21.05            | 47.37   | 5.26       | 0.00                | 21.05        | 5.26            |
| 10    | My child receives the help he/she needs to do well.  | 19             | 26.32            | 15.79   | 15.79      | 5.26                | 31.58        | 5.26            |
| 11    | My child is encouraged by the school to be healthy and take regular exercise.  | 19             | 36.84            | 47.37   | 0.00       | 0.00                | 10.53        | 5.26            |
| 12    | The school supports my child's emotional wellbeing.  | 19             | 26.32            | 31.58   | 26.32      | 0.00                | 10.53        | 5.26            |
| 13    | My child is making good progress at the school.  | 19             | 31.58            | 42.11   | 5.26       | 5.26                | 10.53        | 5.26            |
| 14    | I receive helpful, regular feedback about how my child is learning and developing e.g. informal feedback, reports and learning profiles. | 19             | 5.26             | 42.11   | 36.84      | 5.26                | 5.26         | 5.26            |
| 15    | The information I receive about how my child is doing reaches me at the right time.  | 19             | 10.53            | 31.58   | 47.37      | 0.00                | 5.26         | 5.26            |
| 16    | I understand how my child's progress is assessed.  | 19             | 10.53            | 26.32   | 36.84      | 5.26                | 15.79        | 5.26            |
| 17    | The school gives me advice on how to support my child's learning at home.  | 19             | 10.53            | 31.58   | 36.84      | 5.26                | 10.53        | 5.26            |
| 18    | The school organises activities where my child and I can learn together.   | 19             | 10.53            | 26.32   | 47.37      | 0.00                | 10.53        | 5.26            |
| 19    | The school takes my views into account when making changes.  | 19             | 10.53            | 31.58   | 42.11      | 0.00                | 10.53        | 5.26            |
| 20    | I feel comfortable approaching the school with questions, suggestions and/or a problem.  | 19             | 42.11            | 42.11   | 5.26       | 0.00                | 5.26         | 5.26            |
| 21    | I feel encouraged to be involved in the work of the Parent Council and/or parent association.  | 19             | 21.05            | 52.63   | 10.53      | 0.00                | 10.53        | 5.26            |
| 22    | I am kept informed about the work of the Parent Council and/or parent association.   | 19             | 26.32            | 57.89   | 5.26       | 5.26                | 0.00         | 5.26            |

| Q No. | Question (cont.)   | Response Count | Strongly agree % | Agree % | Disagree % | Strongly disagree % | Don't know % | Didn't answer % |
|-------|--|----------------|------------------|---------|------------|---------------------|--------------|-----------------|
| 23    | I am satisfied with the quality of teaching in the school.   | 19             | 31.58            | 42.11   | 10.53      | 0.00                | 10.53        | 5.26            |
| 24    | The school is well led and managed.                          | 19             | 21.05            | 36.84   | 10.53      | 0.00                | 26.32        | 5.26            |
| 25    | The school encourages children to treat others with respect. | 19             | 15.79            | 47.37   | 10.53      | 15.79               | 5.26         | 5.26            |
| 26    | I would recommend the school to other parents.               | 19             | 26.32            | 26.32   | 21.05      | 5.26                | 15.79        | 5.26            |
| 27    | Overall, I am satisfied with the school.                     | 19             | 21.05            | 36.84   | 15.79      | 5.26                | 15.79        | 5.26            |

04 Your experience by percentage chart (sharing)

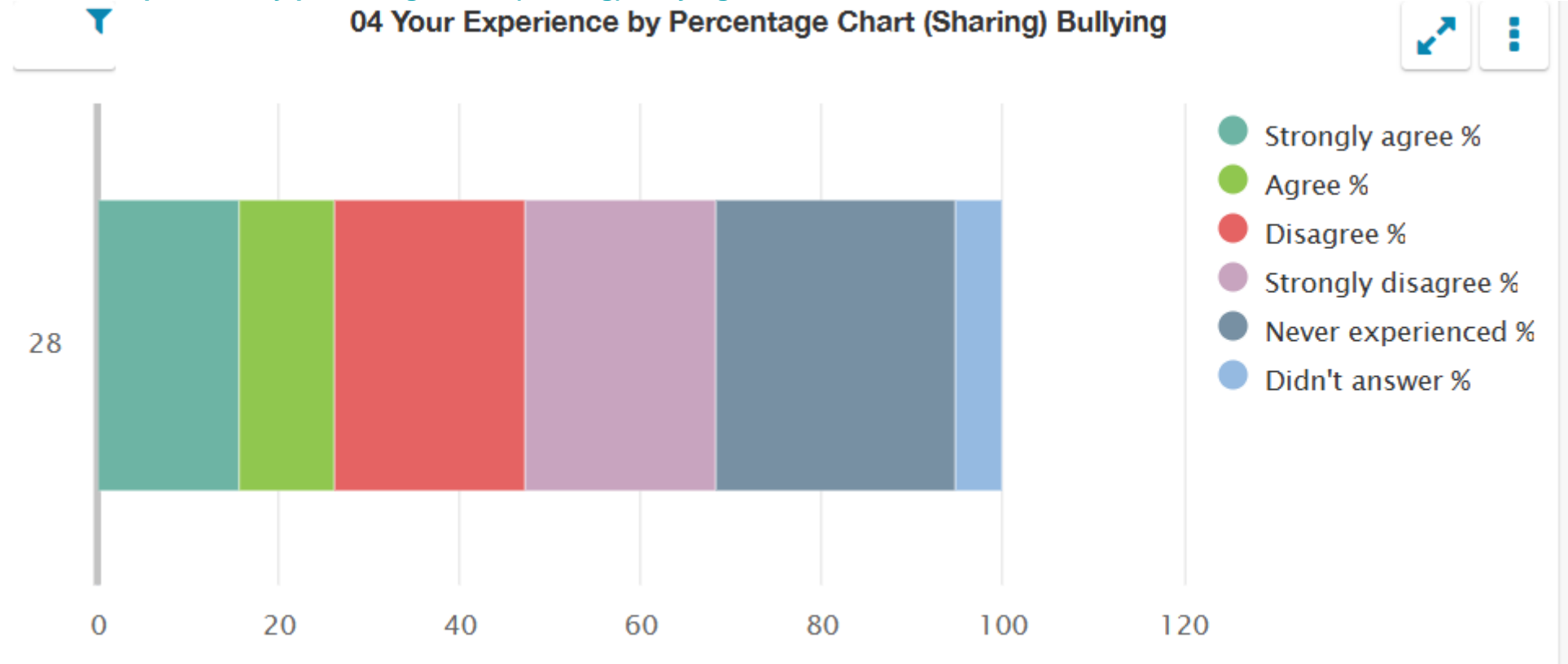




04 Your experience by percentage (sharing) bullying

| Q No. | Question                                 | Response Count | Strongly agree % | Agree % | Disagree % | Strongly disagree % | Never experienced % | Didn't answer % |
|-------|--|----------------|------------------|---------|------------|---------------------|---------------------|-----------------|
| 28    | The school deals well with any bullying. | 19             | 15.79            | 10.53   | 21.05      | 21.05               | 26.32               | 5.26            |

04 Your experience by percentage chart (sharing) bullying



## Questionnaire for school teachers (10)

## 10 Your experience by percentage (sharing)

| Q No. | Question  | Response Count | Strongly agree % | Agree % | Disagree % | Strongly disagree % | Don't know % | N/A % | Didn't answer % |
|-------|---|----------------|------------------|---------|------------|---------------------|--------------|-------|-----------------|
| 2     | I find it rewarding to be a member of staff at this school.   | 11             | 72.73            | 18.18   | 0.00       | 0.00                | 9.09         | 0.00  | 0.00            |
| 3     | I feel a valued part of the school's community.   | 11             | 72.73            | 18.18   | 0.00       | 0.00                | 9.09         | 0.00  | 0.00            |
| 4     | I am encouraged to learn and share practice with colleagues from other schools.   | 11             | 81.82            | 9.09    | 0.00       | 0.00                | 9.09         | 0.00  | 0.00            |
| 5     | I am given the opportunity to learn and share practice with colleagues from other schools.                                    | 11             | 54.55            | 36.36   | 0.00       | 0.00                | 9.09         | 0.00  | 0.00            |
| 6     | I have a clear understanding of the social, cultural and economic context of the school.                                      | 11             | 90.91            | 0.00    | 0.00       | 0.00                | 9.09         | 0.00  | 0.00            |
| 7     | I feel appropriately supported by the school to undertake my role.  | 11             | 81.82            | 9.09    | 0.00       | 0.00                | 9.09         | 0.00  | 0.00            |
| 8     | I am supported to engage in professional learning.  | 11             | 72.73            | 18.18   | 0.00       | 0.00                | 9.09         | 0.00  | 0.00            |
| 9     | My professional learning enables me to reflect on and improve my practice.  | 11             | 81.82            | 9.09    | 0.00       | 0.00                | 9.09         | 0.00  | 0.00            |
| 10    | I have regular opportunities to undertake leadership roles.   | 11             | 72.73            | 18.18   | 0.00       | 0.00                | 9.09         | 0.00  | 0.00            |
| 11    | I have opportunities to be involved in agreeing priorities for the school.  | 11             | 72.73            | 9.09    | 0.00       | 0.00                | 9.09         | 9.09  | 0.00            |
| 12    | I am actively involved in the school's ongoing self-evaluation.   | 11             | 72.73            | 18.18   | 0.00       | 0.00                | 9.09         | 0.00  | 0.00            |
| 13    | GTCS standards are used to support professional dialogue.   | 11             | 81.82            | 9.09    | 0.00       | 0.00                | 9.09         | 0.00  | 0.00            |
| 14    | I use information, including data, effectively to identify and reduce inequalities in children's and young people's outcomes. | 11             | 81.82            | 9.09    | 0.00       | 0.00                | 9.09         | 0.00  | 0.00            |
| 15    | I understand how to apply the school's procedures relating to child protection and safeguarding.                              | 11             | 81.82            | 9.09    | 0.00       | 0.00                | 9.09         | 0.00  | 0.00            |
| 16    | The school's vision and values underpins my work.   | 11             | 63.64            | 27.27   | 0.00       | 0.00                | 9.09         | 0.00  | 0.00            |
| 17    | Staff treat all children and young people fairly and with respect.  | 11             | 72.73            | 18.18   | 0.00       | 0.00                | 9.09         | 0.00  | 0.00            |

| Q No. | Question (cont.)  | Response Count | Strongly agree % | Agree % | Disagree % | Strongly disagree % | Don't know % | N/A % | Didn't answer % |
|-------|---|----------------|------------------|---------|------------|---------------------|--------------|-------|-----------------|
| 18    | Colleagues treat each other with respect.   | 11             | 81.82            | 9.09    | 0.00       | 0.00                | 9.09         | 0.00  | 0.00            |
| 19    | Children and young people are encouraged and supported to treat others with respect.  | 11             | 81.82            | 9.09    | 0.00       | 0.00                | 9.09         | 0.00  | 0.00            |
| 20    | Children and young people are well behaved.   | 11             | 0.00             | 81.82   | 18.18      | 0.00                | 0.00         | 0.00  | 0.00            |
| 21    | The school deals effectively with any bullying.   | 11             | 72.73            | 18.18   | 0.00       | 0.00                | 9.09         | 0.00  | 0.00            |
| 22    | I am provided with feedback when I report an incident.  | 11             | 54.55            | 36.36   | 0.00       | 0.00                | 9.09         | 0.00  | 0.00            |
| 23    | Staff at all levels within the school communicate effectively with each other.  | 11             | 54.55            | 36.36   | 0.00       | 0.00                | 9.09         | 0.00  | 0.00            |
| 24    | The school's arrangements for engaging parents in their child's learning are effective.   | 11             | 54.55            | 36.36   | 0.00       | 0.00                | 9.09         | 0.00  | 0.00            |
| 25    | The school is well led and managed.   | 11             | 63.64            | 27.27   | 0.00       | 0.00                | 9.09         | 0.00  | 0.00            |
| 26    | Collaborative working across the school is effective in taking forward improvement.   | 11             | 72.73            | 18.18   | 0.00       | 0.00                | 9.09         | 0.00  | 0.00            |
| 27    | Children and young people are engaged in their learning.  | 11             | 45.45            | 45.45   | 0.00       | 0.00                | 9.09         | 0.00  | 0.00            |
| 28    | I give children and young people regular feedback which helps them to progress.   | 11             | 63.64            | 27.27   | 0.00       | 0.00                | 9.09         | 0.00  | 0.00            |
| 29    | Children and young people are provided with experiences which meet their learning needs.  | 11             | 72.73            | 18.18   | 0.00       | 0.00                | 9.09         | 0.00  | 0.00            |
| 30    | Children and young people are involved in talking about and planning their learning.  | 11             | 9.09             | 81.82   | 0.00       | 0.00                | 9.09         | 0.00  | 0.00            |
| 31    | Children and young people are involved in setting their learning targets.   | 11             | 9.09             | 81.82   | 0.00       | 0.00                | 9.09         | 0.00  | 0.00            |
| 32    | Children and young people have the opportunity to lead their learning.  | 11             | 18.18            | 63.64   | 0.00       | 0.00                | 18.18        | 0.00  | 0.00            |
| 33    | I receive appropriate support for planning, preparation and assessment.   | 11             | 72.73            | 18.18   | 0.00       | 0.00                | 9.09         | 0.00  | 0.00            |
| 34    | The school has effective strategies to support children and young people with their learning, including those requiring additional support. | 11             | 45.45            | 36.36   | 9.09       | 0.00                | 9.09         | 0.00  | 0.00            |
| 35    | Staff have a shared understanding of their 'responsibility of all' in literacy and numeracy and health and wellbeing.                       | 11             | 63.64            | 27.27   | 0.00       | 0.00                | 9.09         | 0.00  | 0.00            |

| Q No. | Question (cont.)   | Response Count | Strongly agree % | Agree % | Disagree % | Strongly disagree % | Don't know % | N/A % | Didn't answer % |
|-------|--|----------------|------------------|---------|------------|---------------------|--------------|-------|-----------------|
| 36    | Moderation activities are helping me to make sound professional judgements.  | 11             | 72.73            | 9.09    | 0.00       | 0.00                | 18.18        | 0.00  | 0.00            |
| 37    | I have regular opportunities to help shape the curriculum through discussions with colleagues, parents and partners. | 11             | 27.27            | 63.64   | 0.00       | 0.00                | 9.09         | 0.00  | 0.00            |
| 38    | I am aware of and involved in the school's strategies for raising attainment for all.                                | 11             | 63.64            | 27.27   | 0.00       | 0.00                | 9.09         | 0.00  | 0.00            |

10 Your experience by percentage chart (sharing)

