

Williamwood High School

Pre-inspection questionnaire summary report

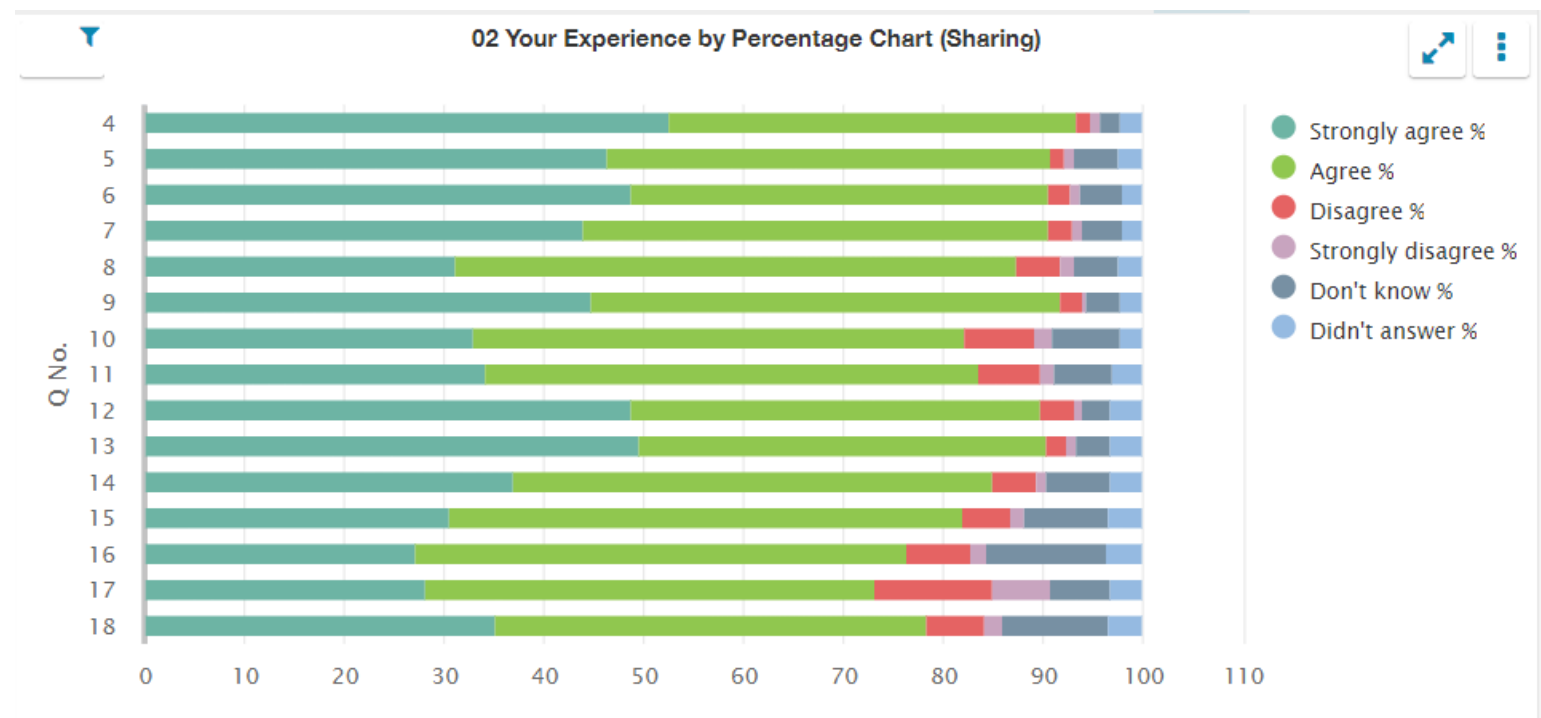
Inspection week: 3 February 2025

Questionnaire for young people in secondary stages (02)

02 Your experience by percentage (sharing)

Q No.	Question	Response Count	Strongly agree %	Agree %	Disagree %	Strongly disagree %	Don't know %	Didn't answer %
4	I feel safe when I am at school.	1342	52.61	40.83	1.34	1.04	1.94	2.24
5	My school helps me to feel safe.	1342	46.50	44.26	1.49	0.89	4.55	2.31
6	I have someone in my school I can speak to if I am upset or worried about something.	1342	48.81	41.88	2.16	0.89	4.32	1.94
7	Staff treat me fairly and with respect.	1342	43.96	46.72	2.38	0.97	3.95	2.01
8	Other young people treat me fairly and with respect.	1342	31.15	56.33	4.32	1.42	4.32	2.46
9	My school helps me to understand and respect other people.	1342	44.86	47.02	2.09	0.37	3.50	2.16
10	My school is helping me to become confident.	1342	33.08	49.18	6.93	1.86	6.71	2.24
11	My school teaches me how to lead a healthy lifestyle.	1342	34.13	49.48	6.26	1.42	5.66	3.06
12	There are lots of chances at my school for me to get regular exercise.	1342	48.88	40.98	3.28	0.82	2.83	3.20
13	My school offers me the opportunity to take part in activities in school beyond the classroom and timetabled day.	1342	49.70	40.69	2.09	0.97	3.43	3.13
14	I have the opportunity to discuss my achievements outwith school with an adult in school who knows me well.	1342	37.03	48.06	4.25	1.04	6.33	3.28
15	My school listens to my views.	1342	30.63	51.34	4.84	1.42	8.35	3.43
16	My school takes my views into account.	1342	27.20	49.18	6.48	1.49	12.00	3.65
17	My homework helps me to understand and improve my work in school.	1342	28.24	44.93	11.85	5.81	5.96	3.20
18	I was given good advice to make choices about taking the subjects that are right for me.	1342	35.17	43.22	5.89	1.79	10.51	3.43

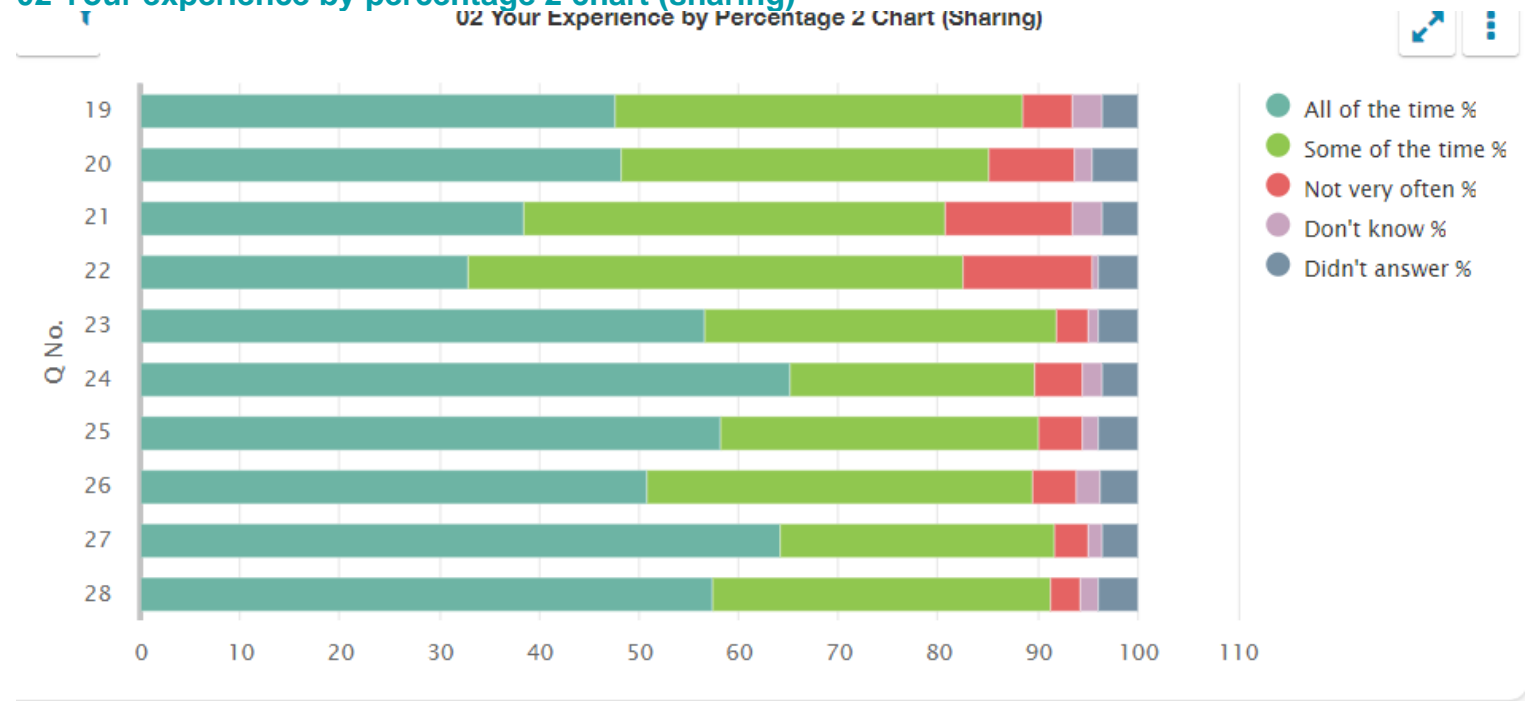
02 Your experience by percentage chart (sharing)



02 Your experience by percentage 2 (sharing)

Q No.	Question	Response Count	All of the time %	Some of the time %	Not very often %	Don't know %	Didn't answer %
19	Staff help young people to be responsible for their own behaviour.	1342	47.62	40.83	5.07	2.83	3.65
20	I feel comfortable approaching staff with questions or suggestions.	1342	48.21	36.81	8.57	1.94	4.47
21	I am given the opportunity to influence what and how I learn.	1342	38.52	42.18	12.67	3.13	3.50
22	I enjoy learning at school.	1342	32.94	49.63	12.97	0.60	3.87
23	I feel that my work in school is hard enough.	1342	56.63	35.25	3.20	0.97	3.95
24	I know who to ask to get help if I find my work too hard.	1342	65.20	24.52	4.69	2.09	3.50
25	Staff help me to understand how I am progressing in my school work.	1342	58.12	31.89	4.40	1.56	4.02
26	The feedback I receive on my work helps me to improve my learning.	1342	50.75	38.82	4.25	2.38	3.80
27	I am encouraged by staff to do the best I can.	1342	64.23	27.35	3.43	1.34	3.65
28	I am happy with the quality of teaching in my school.	1342	57.45	33.90	2.91	1.79	3.95

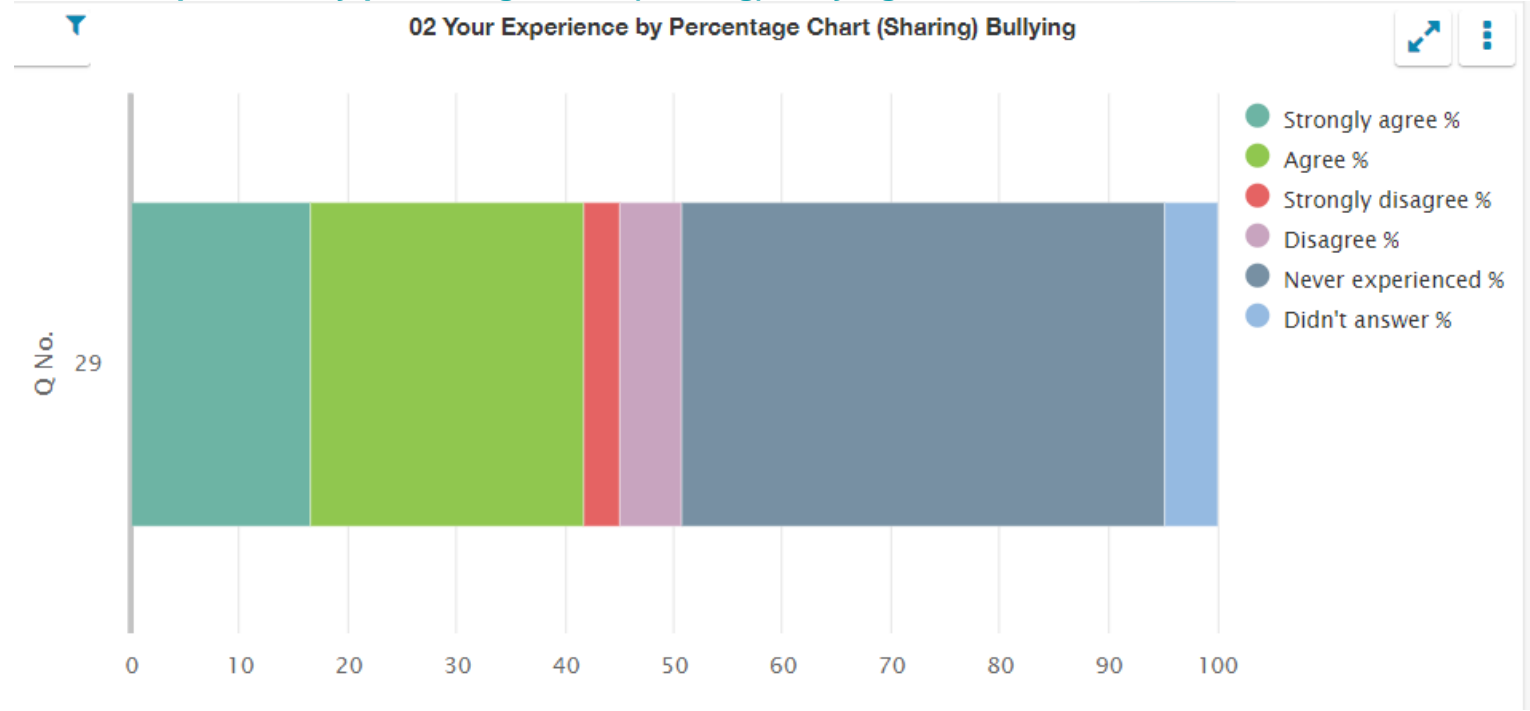
02 Your experience by percentage 2 chart (sharing)



02 Your experience by percentage (sharing) bullying

Q No.	Question	Response Count	Strongly agree %	Agree %	Disagree %	Strongly disagree %	Never experienced %	Didn't answer %
29	My school deals well with any bullying.	1342	16.62	25.04	5.66	3.35	44.49	4.84

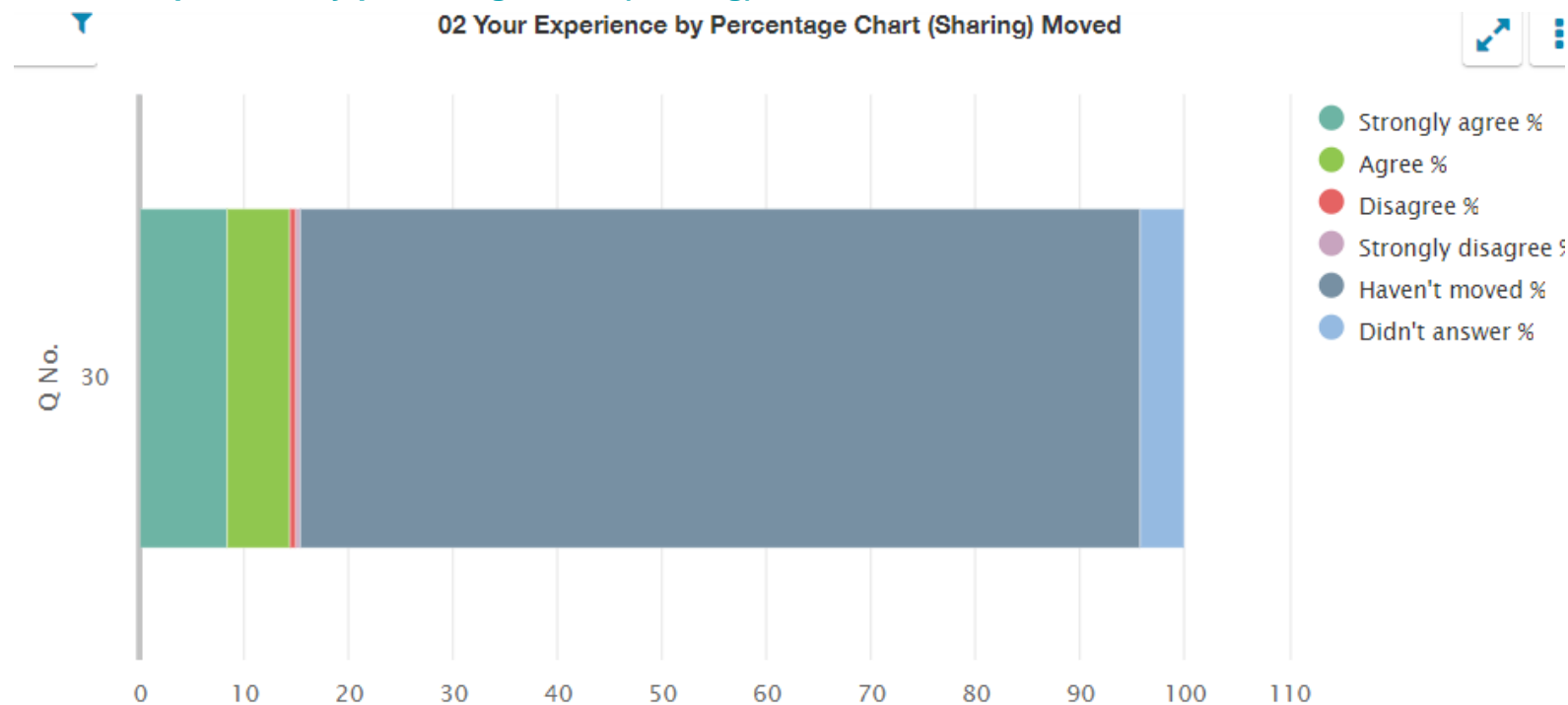
02 Your experience by percentage chart (sharing) bullying



02 Your experience by percentage (sharing) moved

Q No.	Question	Response Count	Strongly agree %	Agree %	Disagree %	Strongly disagree %	Haven't moved %	Didn't answer %
30	I was well supported if I moved to a new school within the last year.	1342	8.35	6.11	0.52	0.45	80.33	4.25

02 Your experience by percentage chart (sharing) moved



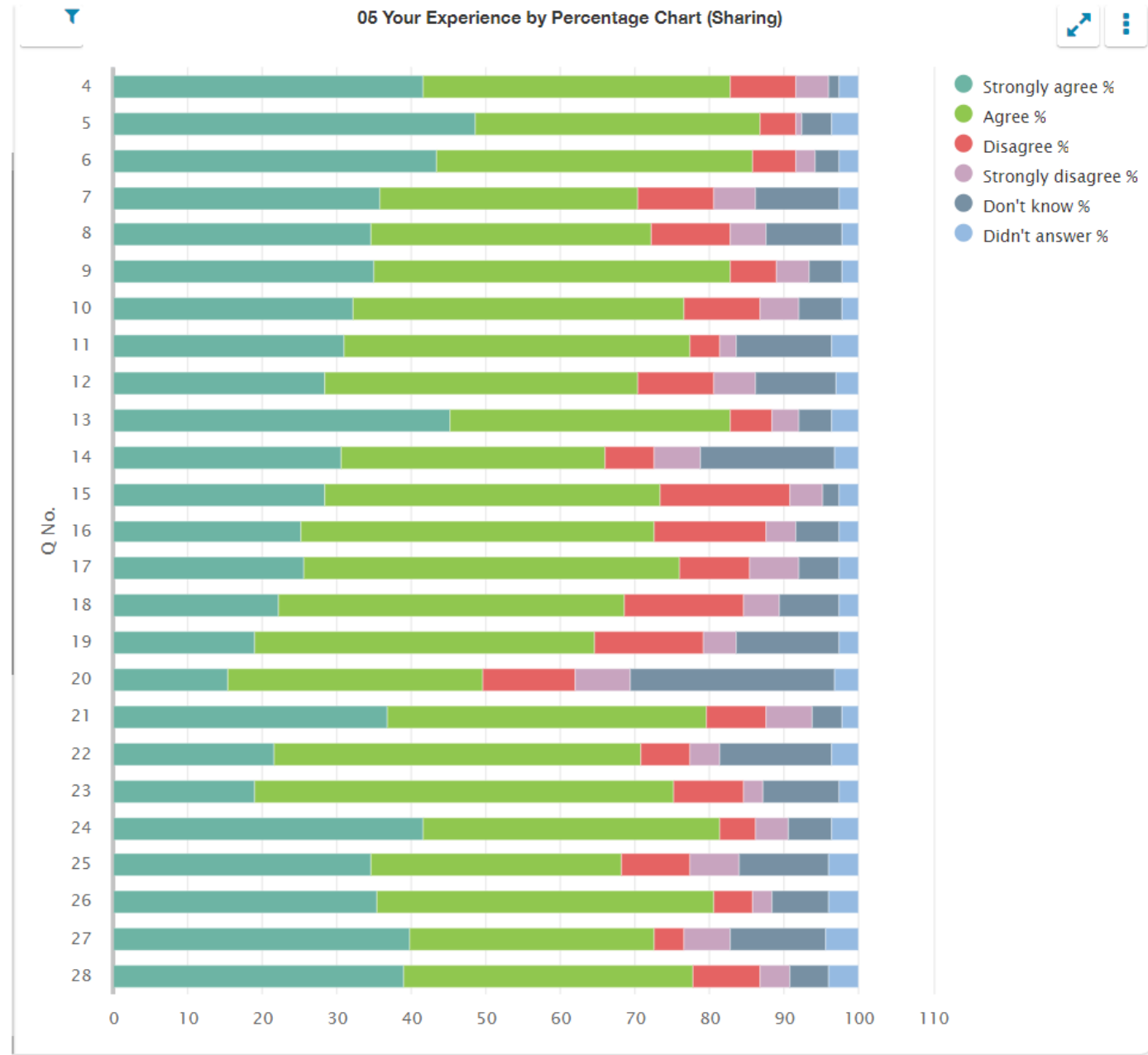
Questionnaire for parents/carers of children in secondary stages (05)

05 Your experience by percentage (sharing)

Q No.	Question	Response Count	Strongly agree %	Agree %	Disagree %	Strongly disagree %	Don't know %	Didn't answer %
4	My child likes being at this school.	226	41.59	41.15	8.85	4.42	1.33	2.65
5	Staff treat my child fairly and with respect.	226	48.67	38.05	4.87	0.88	3.98	3.54
6	I feel that my child is safe at the school.	226	43.36	42.48	5.75	2.65	3.10	2.65
7	The school helps my child to feel confident.	226	35.84	34.51	10.18	5.75	11.06	2.65
8	I feel staff really know my child as an individual.	226	34.51	37.61	10.62	4.87	10.18	2.21
9	My child finds their learning activities hard enough.	226	34.96	47.79	6.19	4.42	4.42	2.21
10	My child receives the help he/she needs to do well.	226	32.30	44.25	10.18	5.31	5.75	2.21
11	My child is encouraged by the school to be healthy and take regular exercise.	226	30.97	46.46	3.98	2.21	12.83	3.54
12	The school supports my child's emotional wellbeing.	226	28.32	42.04	10.18	5.75	10.62	3.10
13	My child is making good progress at the school.	226	45.13	37.61	5.75	3.54	4.42	3.54
14	My child was well supported to make choices about taking the subjects that are right for them.	226	30.53	35.40	6.64	6.19	18.14	3.10
15	I receive helpful, regular feedback about how my child is learning and developing e.g. informal feedback, reports and learning profiles.	226	28.32	45.13	17.26	4.42	2.21	2.65
16	The information I receive about how my child is doing reaches me at the right time.	226	25.22	47.35	15.04	3.98	5.75	2.65
17	I understand how my child's progress is assessed.	226	25.66	50.44	9.29	6.64	5.31	2.65
18	The school gives me advice on how to support my child's learning at home.	226	22.12	46.46	15.93	4.87	7.96	2.65
19	The school organises activities where my child and I can learn together.	226	19.03	45.58	14.60	4.42	13.72	2.65
20	The school takes my views into account when making changes.	226	15.49	34.07	12.39	7.52	27.43	3.10
21	I feel comfortable approaching the school with questions, suggestions and/or a problem.	226	36.73	42.92	7.96	6.19	3.98	2.21

Q No.	Question (cont.)	Response Count	Strongly agree %	Agree %	Disagree %	Strongly disagree %	Don't know %	Didn't answer %
22	I feel encouraged to be involved in the work of the Parent Council and/or parent association.	226	21.68	49.12	6.64	3.98	15.04	3.54
23	I am kept informed about the work of the Parent Council and/or parent association.	226	19.03	56.19	9.29	2.65	10.18	2.65
24	I am satisfied with the quality of teaching in the school.	226	41.59	39.82	4.87	4.42	5.75	3.54
25	The school is well led and managed.	226	34.51	33.63	9.29	6.64	11.95	3.98
26	The school encourages young people to treat others with respect.	226	35.40	45.13	5.31	2.65	7.52	3.98
27	I would recommend the school to other parents.	226	39.82	32.74	3.98	6.19	12.83	4.42
28	Overall, I am satisfied with the school.	226	38.94	38.94	8.85	3.98	5.31	3.98

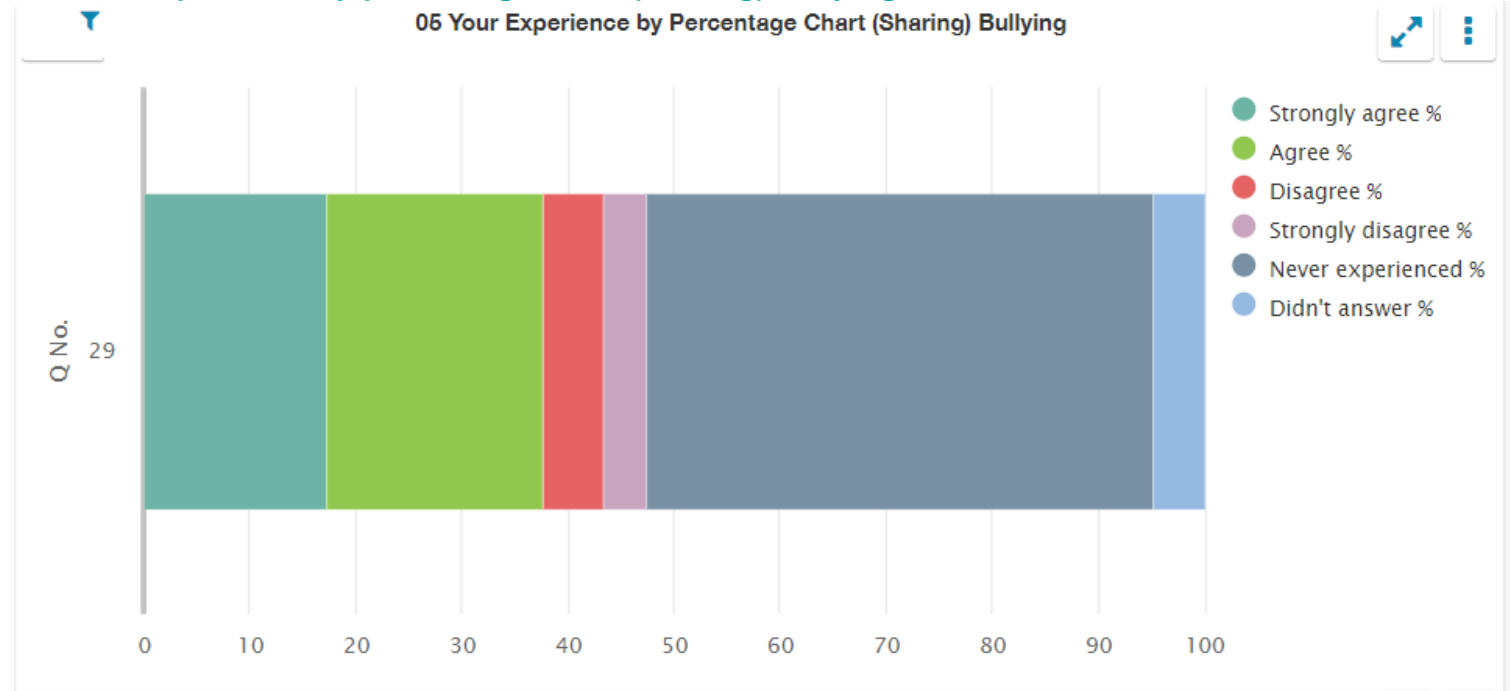
05 Your experience by percentage chart (sharing)



05 Your experience by percentage (sharing) bullying

Q No.	Question	Response Count	Strongly agree %	Agree %	Disagree %	Strongly disagree %	Never experienced %	Didn't answer %
29	My child's school deals well with any bullying.	226	17.26	20.35	5.75	3.98	47.79	4.87

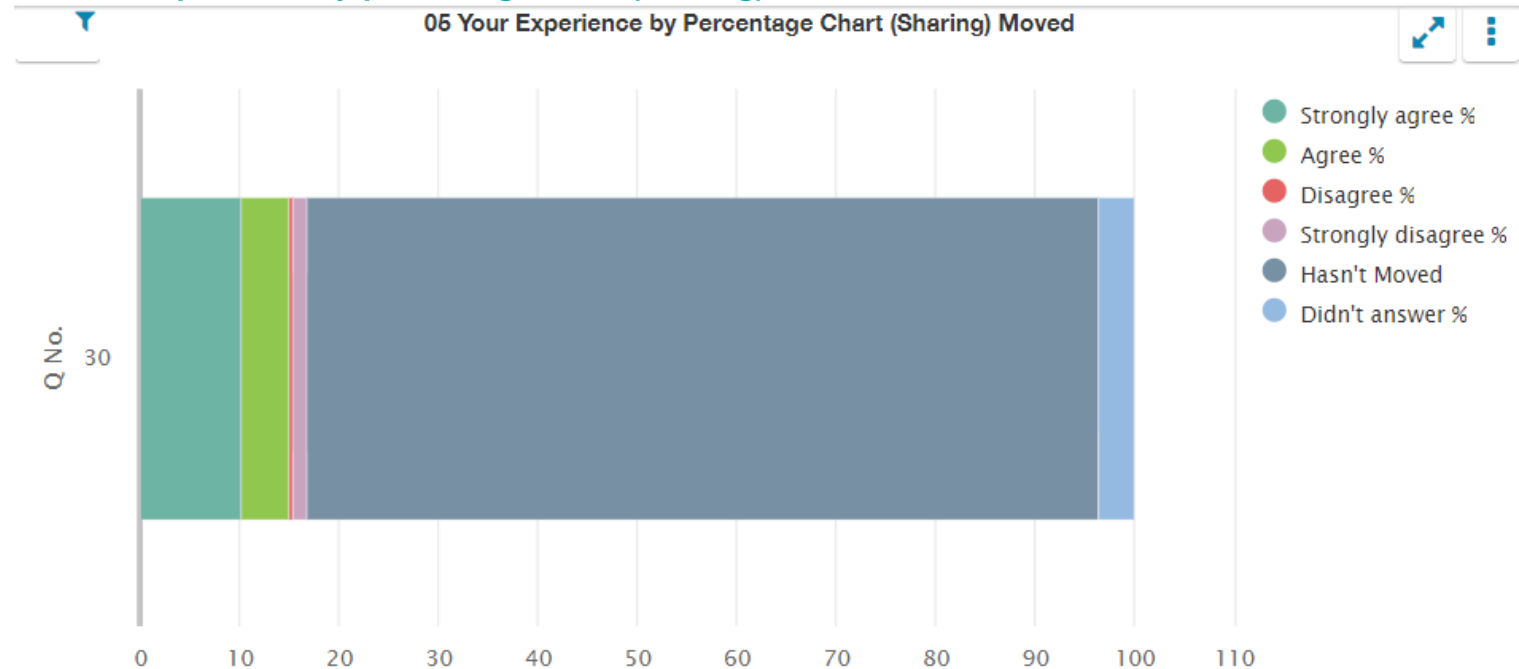
05 Your experience by percentage chart (sharing) bullying



05 Your experience by percentage (sharing) moved

Q No.	Question	Response Count	Strongly agree %	Agree %	Disagree %	Strongly disagree %	Hasn't Moved	Didn't answer %
30	My child was well supported if they moved to a new school within the last year.	226	10.18	4.87	0.44	1.33	79.65	3.54

05 Your experience by percentage chart (sharing) moved



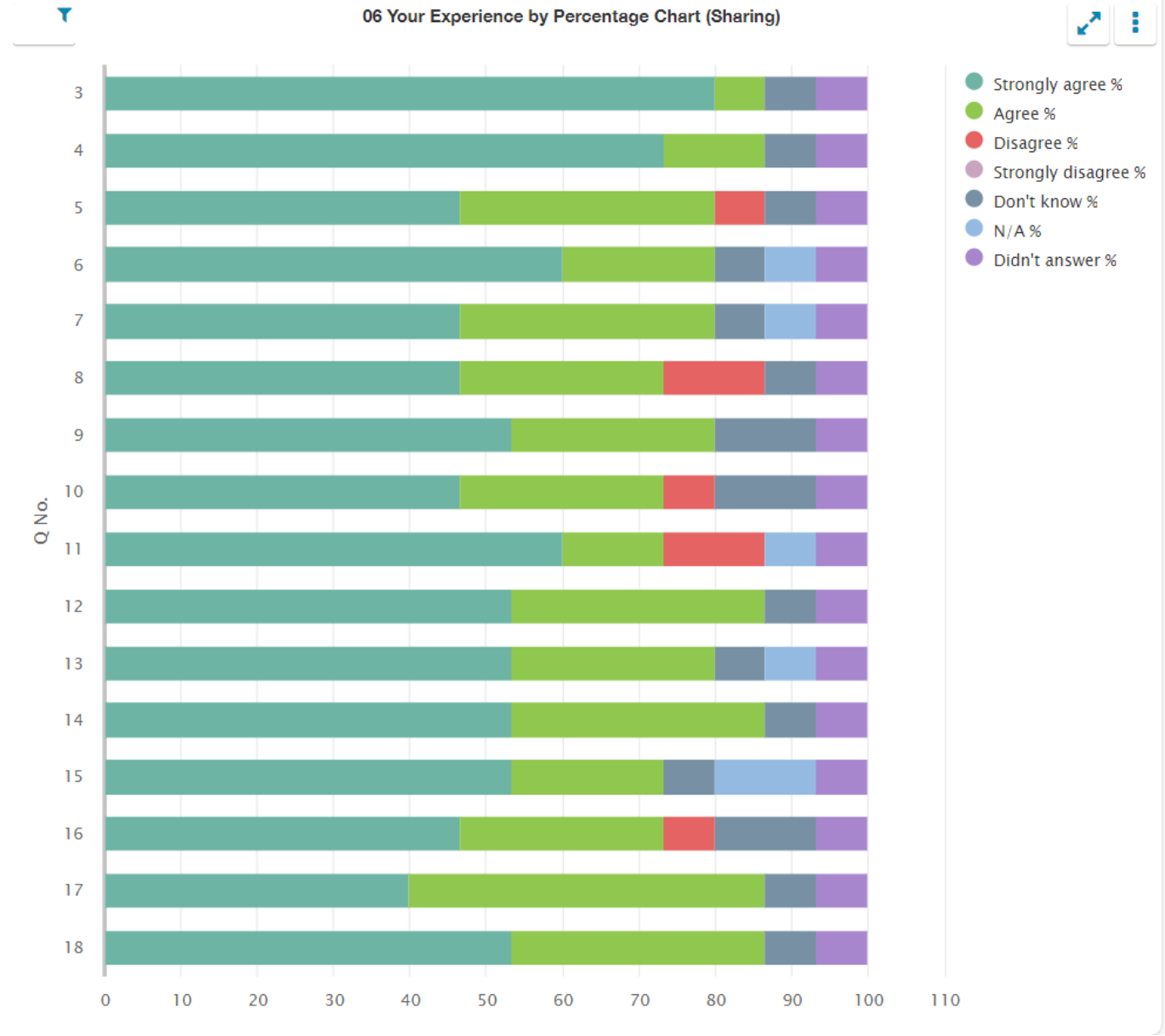
Questionnaire for partners with the school (06)

06 Your experience by percentage (sharing)

Q No.	Question	Response Count	Strongly agree %	Agree %	Disagree %	Strongly disagree %	Don't know %	N/A %	Didn't answer %
3	My service/organisation works in partnership with the school on a regular basis.	15	80.00	6.67	0.00	0.00	6.67	0.00	6.67
4	We are aware of the school's procedures for reporting child protection and safeguarding concerns.	15	73.33	13.33	0.00	0.00	6.67	0.00	6.67
5	My service/organisation has a clear understanding of the school's strategies for raising attainment for all.	15	46.67	33.33	6.67	0.00	6.67	0.00	6.67
6	There are effective arrangements in place for jointly planning provision with the school.	15	60.00	20.00	0.00	0.00	6.67	6.67	6.67
7	There are effective arrangements for jointly delivering provision with the school.	15	46.67	33.33	0.00	0.00	6.67	6.67	6.67
8	My service/organisation is involved in the school's self-evaluation of our joint work.	15	46.67	26.67	13.33	0.00	6.67	0.00	6.67
9	Roles and responsibilities are clearly defined within the partnership.	15	53.33	26.67	0.00	0.00	13.33	0.00	6.67
10	Effective arrangements are in place to evaluate the impact of our partnership working.	15	46.67	26.67	6.67	0.00	13.33	0.00	6.67
11	My service/organisation is kept up to date with changes in the school which may affect the services we deliver.	15	60.00	13.33	13.33	0.00	0.00	6.67	6.67
12	The school provides my service/organisation with relevant information about the needs of children and young people.	15	53.33	33.33	0.00	0.00	6.67	0.00	6.67
13	Arrangements are in place to support my service/organisation to share relevant information about the progress of children and young people with the school.	15	53.33	26.67	0.00	0.00	6.67	6.67	6.67
14	The school values the contribution made by my service/organisation.	15	53.33	33.33	0.00	0.00	6.67	0.00	6.67
15	The school actively promotes my service/organisation to potential users, as appropriate.	15	53.33	20.00	0.00	0.00	6.67	13.33	6.67

Q No.	Question (cont.)	Response Count	Strongly agree %	Agree %	Disagree %	Strongly disagree %	Don't know %	N/A %	Didn't answer %
16	There are opportunities to network, share practice and participate in joint training and development with the school.	15	46.67	26.67	6.67	0.00	13.33	0.00	6.67
17	My service/organisation has a clear understanding of the social, cultural and economic context of the school.	15	40.00	46.67	0.00	0.00	6.67	0.00	6.67
18	Overall, partnership working with the school works well.	15	53.33	33.33	0.00	0.00	6.67	0.00	6.67

06 Your experience by percentage chart (sharing)



Questionnaire for school teachers (10)

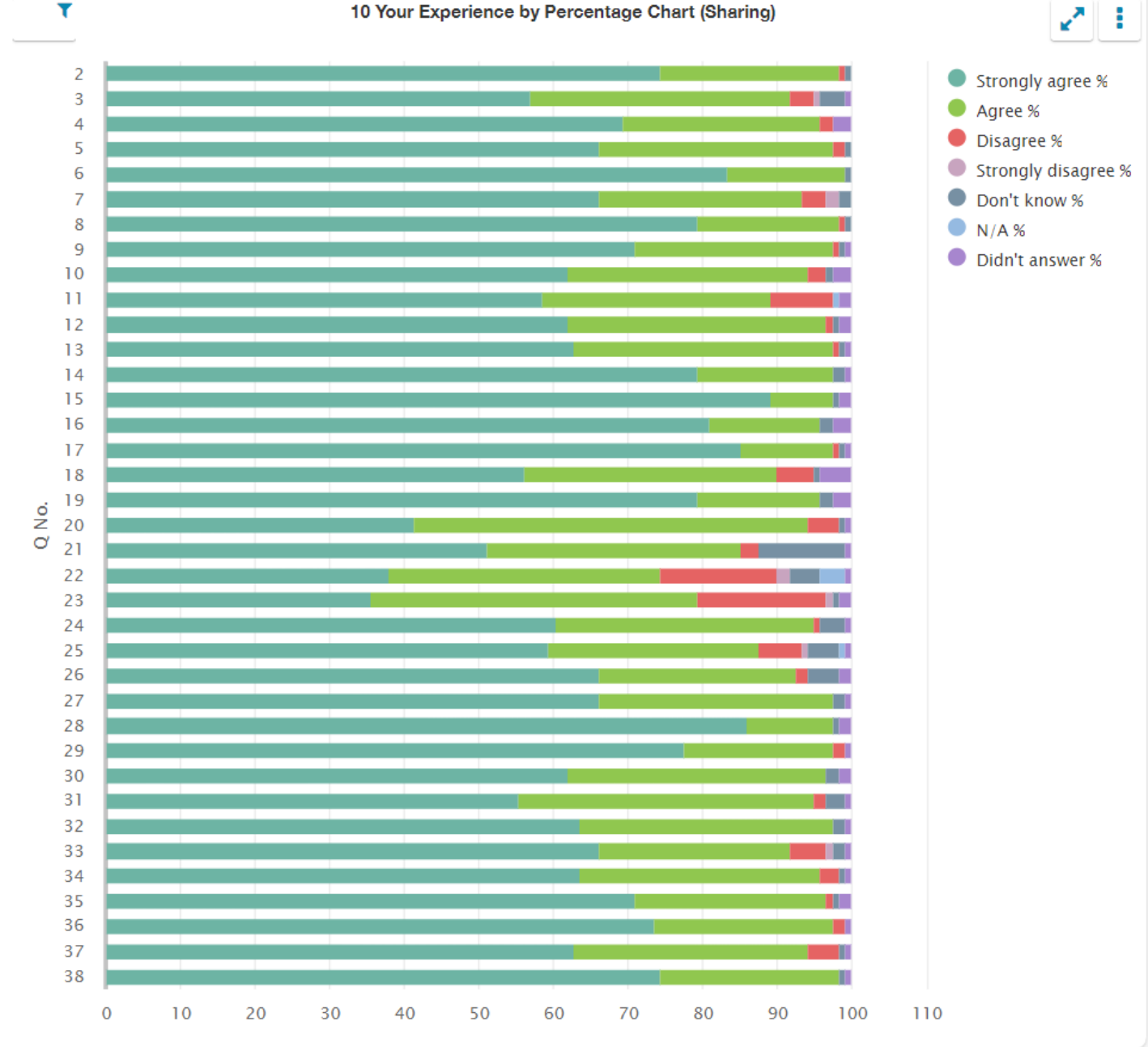
10 Your experience by percentage (sharing)

Q No.	Question	Response Count	Strongly agree %	Agree %	Disagree %	Strongly disagree %	Don't know %	N/A %	Didn't answer %
2	I find it rewarding to be a member of staff at this school.	121	74.38	23.97	0.83	0.00	0.83	0.00	0.00
3	I feel a valued part of the school's community.	121	57.02	34.71	3.31	0.83	3.31	0.00	0.83
4	I am encouraged to learn and share practice with colleagues from other schools.	121	69.42	26.45	1.65	0.00	0.00	0.00	2.48
5	I am given the opportunity to learn and share practice with colleagues from other schools.	121	66.12	31.40	1.65	0.00	0.83	0.00	0.00
6	I have a clear understanding of the social, cultural and economic context of the school.	121	83.47	15.70	0.00	0.00	0.83	0.00	0.00
7	I feel appropriately supported by the school to undertake my role.	121	66.12	27.27	3.31	1.65	1.65	0.00	0.00
8	I am supported to engage in professional learning.	121	79.34	19.01	0.83	0.00	0.83	0.00	0.00
9	My professional learning enables me to reflect on and improve my practice.	121	71.07	26.45	0.83	0.00	0.83	0.00	0.83
10	I have regular opportunities to undertake leadership roles.	121	61.98	32.23	2.48	0.00	0.83	0.00	2.48
11	I have opportunities to be involved in agreeing priorities for the school.	121	58.68	30.58	8.26	0.00	0.00	0.83	1.65
12	I am actively involved in the school's ongoing self-evaluation.	121	61.98	34.71	0.83	0.00	0.83	0.00	1.65
13	GTCS standards are used to support professional dialogue.	121	62.81	34.71	0.83	0.00	0.83	0.00	0.83
14	I use information, including data, effectively to identify and reduce inequalities in children's and young people's outcomes.	121	79.34	18.18	0.00	0.00	1.65	0.00	0.83
15	I understand how to apply the school's procedures relating to child protection and safeguarding.	121	89.26	8.26	0.00	0.00	0.83	0.00	1.65
16	The school's vision and values underpins my work.	121	80.99	14.88	0.00	0.00	1.65	0.00	2.48
17	Staff treat all children and young people fairly and with respect.	121	85.12	12.40	0.83	0.00	0.83	0.00	0.83

Q No.	Question (cont.)	Response Count	Strongly agree %	Agree %	Disagree %	Strongly disagree %	Don't know %	N/A %	Didn't answer %
18	Colleagues treat each other with respect.	121	56.20	33.88	4.96	0.00	0.83	0.00	4.13
19	Children and young people are encouraged and supported to treat others with respect.	121	79.34	16.53	0.00	0.00	1.65	0.00	2.48
20	Children and young people are well behaved.	121	41.32	52.89	4.13	0.00	0.83	0.00	0.83
21	The school deals effectively with any bullying.	121	51.24	33.88	2.48	0.00	11.57	0.00	0.83
22	I am provided with feedback when I report an incident.	121	38.02	36.36	15.70	1.65	4.13	3.31	0.83
23	Staff at all levels within the school communicate effectively with each other.	121	35.54	43.80	17.36	0.83	0.83	0.00	1.65
24	The school's arrangements for engaging parents in their child's learning are effective.	121	60.33	34.71	0.83	0.00	3.31	0.00	0.83
25	The school is well led and managed.	121	59.50	28.10	5.79	0.83	4.13	0.83	0.83
26	Collaborative working across the school is effective in taking forward improvement.	121	66.12	26.45	1.65	0.00	4.13	0.00	1.65
27	Children and young people are engaged in their learning.	121	66.12	31.40	0.00	0.00	1.65	0.00	0.83
28	I give children and young people regular feedback which helps them to progress.	121	85.95	11.57	0.00	0.00	0.83	0.00	1.65
29	Children and young people are provided with experiences which meet their learning needs.	121	77.69	19.83	1.65	0.00	0.00	0.00	0.83
30	Children and young people are involved in talking about and planning their learning.	121	61.98	34.71	0.00	0.00	1.65	0.00	1.65
31	Children and young people are involved in setting their learning targets.	121	55.37	39.67	1.65	0.00	2.48	0.00	0.83
32	Children and young people have the opportunity to lead their learning.	121	63.64	33.88	0.00	0.00	1.65	0.00	0.83
33	I receive appropriate support for planning, preparation and assessment.	121	66.12	25.62	4.96	0.83	1.65	0.00	0.83
34	The school has effective strategies to support children and young people with their learning, including those requiring additional support.	121	63.64	32.23	2.48	0.00	0.83	0.00	0.83
35	Staff have a shared understanding of their 'responsibility of all' in literacy and numeracy and health and wellbeing.	121	71.07	25.62	0.83	0.00	0.83	0.00	1.65

Q No.	Question (cont.)	Response Count	Strongly agree %	Agree %	Disagree %	Strongly disagree %	Don't know %	N/A %	Didn't answer %
36	Moderation activities are helping me to make sound professional judgements.	121	73.55	23.97	1.65	0.00	0.00	0.00	0.83
37	I have regular opportunities to help shape the curriculum through discussions with colleagues, parents and partners.	121	62.81	31.40	4.13	0.00	0.83	0.00	0.83
38	I am aware of and involved in the school's strategies for raising attainment for all.	121	74.38	23.97	0.00	0.00	0.83	0.00	0.83

10 Your experience by percentage chart (sharing)



Questionnaire for pupil support staff (11)

11 Your experience by percentage (sharing)

Q No.	Question	Response Count	Strongly agree %	Agree %	Disagree %	Strongly disagree %	Don't know %	N/A %	Didn't answer %
2	I find it rewarding to be a member of staff at this school.	20	55.00	30.00	0.00	0.00	10.00	0.00	5.00
3	I feel a valued part of the school's community.	20	40.00	45.00	5.00	0.00	5.00	0.00	5.00
4	I am encouraged to learn and share practice with colleagues from other schools.	20	40.00	40.00	15.00	0.00	0.00	5.00	0.00
5	I am given the opportunity to learn and share practice with colleagues from other schools.	20	30.00	45.00	15.00	5.00	0.00	5.00	0.00
6	I have a clear understanding of the social, cultural and economic context of the school.	20	45.00	50.00	0.00	0.00	5.00	0.00	0.00
7	I feel appropriately supported by the school to undertake my role.	20	50.00	40.00	5.00	0.00	5.00	0.00	0.00
8	I am supported to engage in professional learning.	20	25.00	55.00	5.00	0.00	5.00	0.00	10.00
9	My professional learning enables me to reflect on and improve my practice.	20	30.00	50.00	0.00	0.00	10.00	0.00	10.00
10	I have regular opportunities to undertake leadership roles.	20	10.00	20.00	10.00	5.00	10.00	35.00	10.00
11	I have opportunities to be involved in agreeing priorities for the school.	20	15.00	20.00	20.00	5.00	5.00	30.00	5.00
12	I am actively involved in the school's ongoing self-evaluation.	20	5.00	30.00	20.00	0.00	10.00	30.00	5.00
13	I use information, including data, effectively to identify and reduce inequalities in children's and young people's outcomes.	20	15.00	45.00	10.00	0.00	5.00	20.00	5.00
14	I understand how to apply the school's procedures relating to child protection and safeguarding.	20	70.00	25.00	0.00	0.00	5.00	0.00	0.00
15	The school's vision and values underpins my work.	20	55.00	35.00	5.00	0.00	5.00	0.00	0.00
16	Staff treat all children and young people fairly and with respect.	20	55.00	35.00	5.00	0.00	5.00	0.00	0.00
17	Colleagues treat each other with respect.	20	55.00	35.00	0.00	0.00	5.00	0.00	5.00

Q No.	Question (cont.)	Response Count	Strongly agree %	Agree %	Disagree %	Strongly disagree %	Don't know %	N/A %	Didn't answer %
18	Children and young people are encouraged and supported to treat others with respect.	20	60.00	30.00	5.00	0.00	5.00	0.00	0.00
19	Children and young people are well behaved.	20	35.00	50.00	15.00	0.00	0.00	0.00	0.00
20	The school deals effectively with any bullying.	20	40.00	35.00	5.00	5.00	15.00	0.00	0.00
21	I am provided with feedback when I report an incident.	20	15.00	50.00	10.00	0.00	5.00	20.00	0.00
22	Staff at all levels within the school communicate effectively with each other.	20	15.00	65.00	10.00	5.00	5.00	0.00	0.00
23	The school's arrangements for engaging parents in their child's learning are effective.	20	45.00	30.00	5.00	0.00	20.00	0.00	0.00
24	The school is well led and managed.	20	55.00	25.00	5.00	5.00	10.00	0.00	0.00
25	Collaborative working across the school is effective in taking forward improvement.	20	45.00	45.00	5.00	0.00	5.00	0.00	0.00
26	Children and young people are engaged in their learning.	20	40.00	50.00	0.00	0.00	10.00	0.00	0.00
27	I give children and young people regular feedback which helps them to progress.	20	50.00	30.00	0.00	0.00	5.00	15.00	0.00
28	Children and young people are provided with experiences which meet their learning needs.	20	45.00	45.00	0.00	0.00	5.00	5.00	0.00
29	Children and young people are involved in talking about and planning their learning.	20	40.00	40.00	5.00	0.00	10.00	5.00	0.00
30	Children and young people are involved in setting their learning targets.	20	40.00	40.00	5.00	0.00	10.00	5.00	0.00
31	Children and young people have the opportunity to lead their learning.	20	45.00	35.00	0.00	0.00	15.00	5.00	0.00
32	I receive appropriate support for planning, preparation and assessment.	20	15.00	35.00	0.00	0.00	10.00	40.00	0.00
33	The school has effective strategies to support children and young people with their learning, including those requiring additional support.	20	55.00	30.00	5.00	0.00	5.00	5.00	0.00
34	Staff have a shared understanding of their 'responsibility of all' in literacy and numeracy and health and wellbeing.	20	50.00	25.00	5.00	0.00	10.00	5.00	5.00
35	I have regular opportunities to help shape the curriculum as part of the team.	20	20.00	20.00	15.00	5.00	10.00	30.00	0.00

Q No.	Question (cont.)	Response Count	Strongly agree %	Agree %	Disagree %	Strongly disagree %	Don't know %	N/A %	Didn't answer %
36	I am aware of the school's strategies for raising attainment for all.	20	35.00	55.00	0.00	0.00	5.00	5.00	0.00

11 Your experience by percentage chart (sharing)

