

St Modans High School

Pre-inspection questionnaire summary report

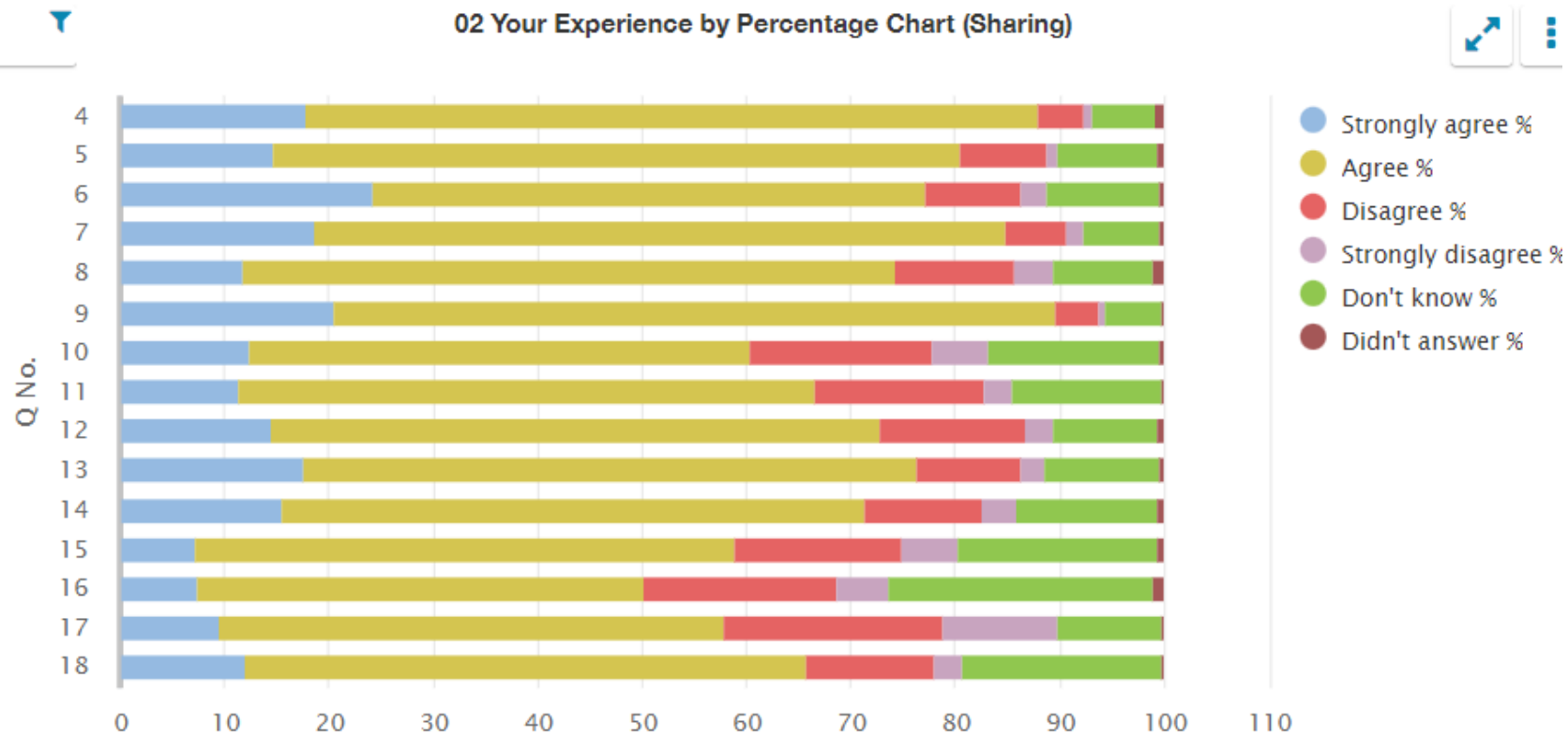
Inspection week: 6 March 2023

Questionnaire for young people in secondary stages (02)

02 Your experience by percentage (sharing)

| Q No. | Question | Response Count | Strongly agree % | Agree % | Disagree % | Strongly disagree % | Don't know % | Didn't answer % |
|-------|---|----------------|------------------|---------|------------|---------------------|--------------|-----------------|
| 4 | I feel safe when I am at school. | 456 | 17.76 | 70.18 | 4.39 | 0.88 | 5.92 | 0.88 |
| 5 | My school helps me to feel safe. | 456 | 14.69 | 65.79 | 8.33 | 1.1 | 9.43 | 0.66 |
| 6 | I have someone in my school I can speak to if I am upset or worried about something. | 456 | 24.34 | 52.85 | 9.21 | 2.41 | 10.75 | 0.44 |
| 7 | Staff treat me fairly and with respect. | 456 | 18.64 | 66.23 | 5.92 | 1.54 | 7.24 | 0.44 |
| 8 | Other young people treat me fairly and with respect. | 456 | 11.84 | 62.5 | 11.4 | 3.73 | 9.43 | 1.1 |
| 9 | My school helps me to understand and respect other people. | 456 | 20.61 | 69.08 | 4.17 | 0.66 | 5.26 | 0.22 |
| 10 | My school is helping me to become confident. | 456 | 12.5 | 47.81 | 17.54 | 5.48 | 16.23 | 0.44 |
| 11 | My school teaches me how to lead a healthy lifestyle. | 456 | 11.4 | 55.26 | 16.23 | 2.63 | 14.25 | 0.22 |
| 12 | There are lots of chances at my school for me to get regular exercise. | 456 | 14.47 | 58.33 | 14.04 | 2.63 | 9.87 | 0.66 |
| 13 | My school offers me the opportunity to take part in activities in school beyond the classroom and timetabled day. | 456 | 17.54 | 58.77 | 10.09 | 2.19 | 10.96 | 0.44 |
| 14 | I have the opportunity to discuss my achievements outwith school with an adult in school who knows me well. | 456 | 15.57 | 55.92 | 11.18 | 3.29 | 13.38 | 0.66 |
| 15 | My school listens to my views. | 456 | 7.24 | 51.75 | 16.01 | 5.26 | 19.08 | 0.66 |
| 16 | My school takes my views into account. | 456 | 7.46 | 42.76 | 18.42 | 5.04 | 25.22 | 1.1 |
| 17 | My homework helps me to understand and improve my work in school. | 456 | 9.65 | 48.25 | 21.05 | 10.96 | 9.87 | 0.22 |
| 18 | I was given good advice to make choices about taking the subjects that are right for me. | 456 | 12.06 | 53.73 | 12.28 | 2.63 | 19.08 | 0.22 |

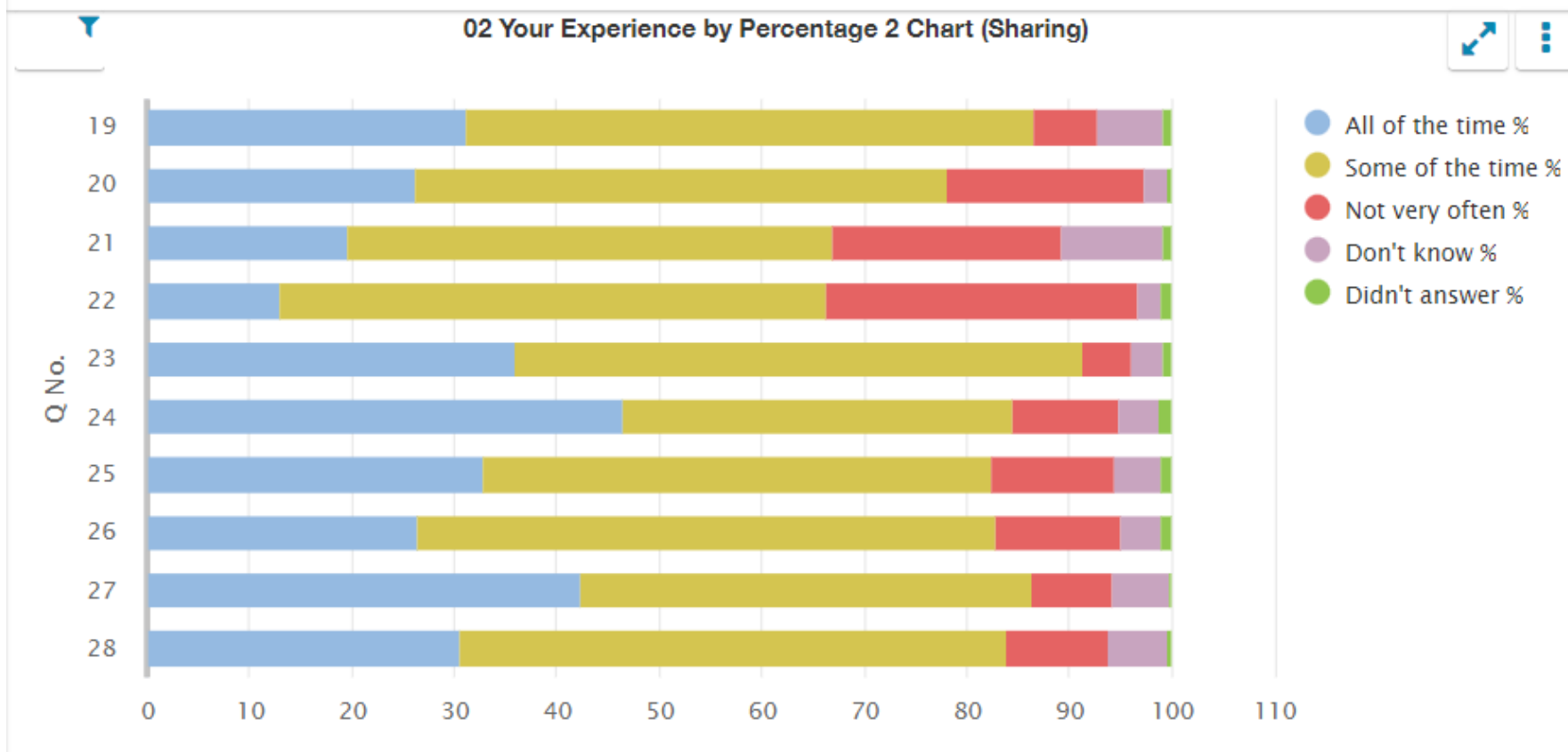
02 Your experience by percentage chart (sharing)



02 Your experience by percentage 2 (sharing)

| Q No. | Question | Response Count | All of the time % | Some of the time % | Not very often % | Don't know % | Didn't answer % |
|-------|---|----------------|-------------------|--------------------|------------------|--------------|-----------------|
| 19 | Staff help young people to be responsible for their own behaviour. | 456 | 31.14 | 55.48 | 6.14 | 6.58 | 0.66 |
| 20 | I feel comfortable approaching staff with questions or suggestions. | 456 | 26.32 | 51.75 | 19.3 | 2.19 | 0.44 |
| 21 | I am given the opportunity to influence what and how I learn. | 456 | 19.74 | 47.15 | 22.37 | 10.09 | 0.66 |
| 22 | I enjoy learning at school. | 456 | 12.94 | 53.51 | 30.26 | 2.41 | 0.88 |
| 23 | I feel that my work in school is hard enough. | 456 | 35.96 | 55.48 | 4.61 | 3.29 | 0.66 |
| 24 | I know who to ask to get help if I find my work too hard. | 456 | 46.49 | 38.16 | 10.31 | 3.95 | 1.1 |
| 25 | Staff help me to understand how I am progressing in my school work. | 456 | 32.89 | 49.56 | 12.06 | 4.61 | 0.88 |
| 26 | The feedback I receive on my work helps me to improve my learning. | 456 | 26.54 | 56.36 | 12.28 | 3.95 | 0.88 |
| 27 | I am encouraged by staff to do the best I can. | 456 | 42.32 | 44.08 | 7.89 | 5.48 | 0.22 |
| 28 | I am happy with the quality of teaching in my school. | 456 | 30.7 | 53.29 | 9.87 | 5.7 | 0.44 |

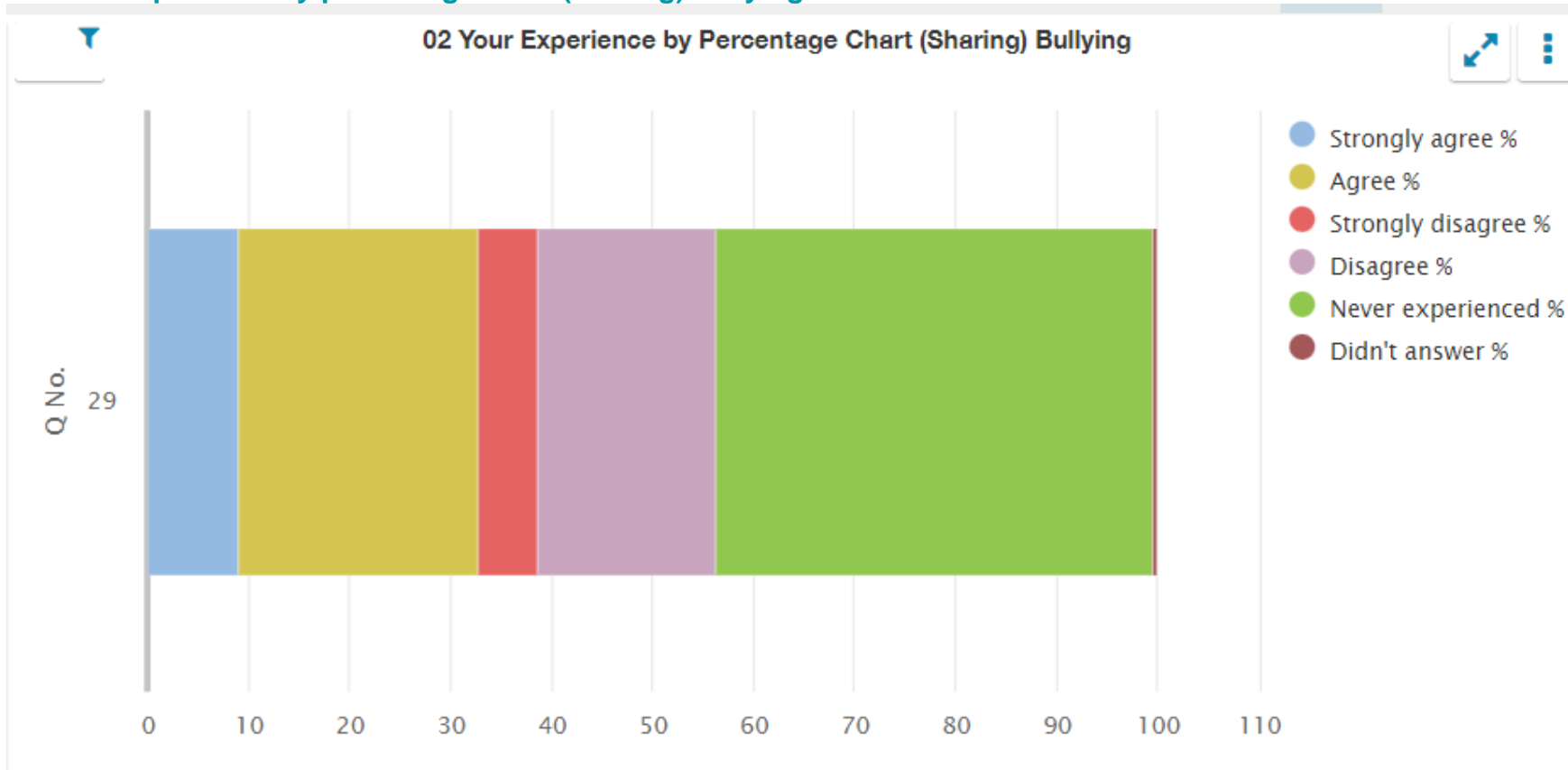
02 Your experience by percentage 2 chart (sharing)



02 Your experience by percentage (sharing) bullying

| Q No. | Question | Response Count | Strongly agree % | Agree % | Disagree % | Strongly disagree % | Never experienced % | Didn't answer % |
|-------|---|----------------|------------------|---------|------------|---------------------|---------------------|-----------------|
| 29 | My school deals well with any bullying. | 456 | 8.99 | 23.68 | 17.76 | 5.92 | 43.2 | 0.44 |

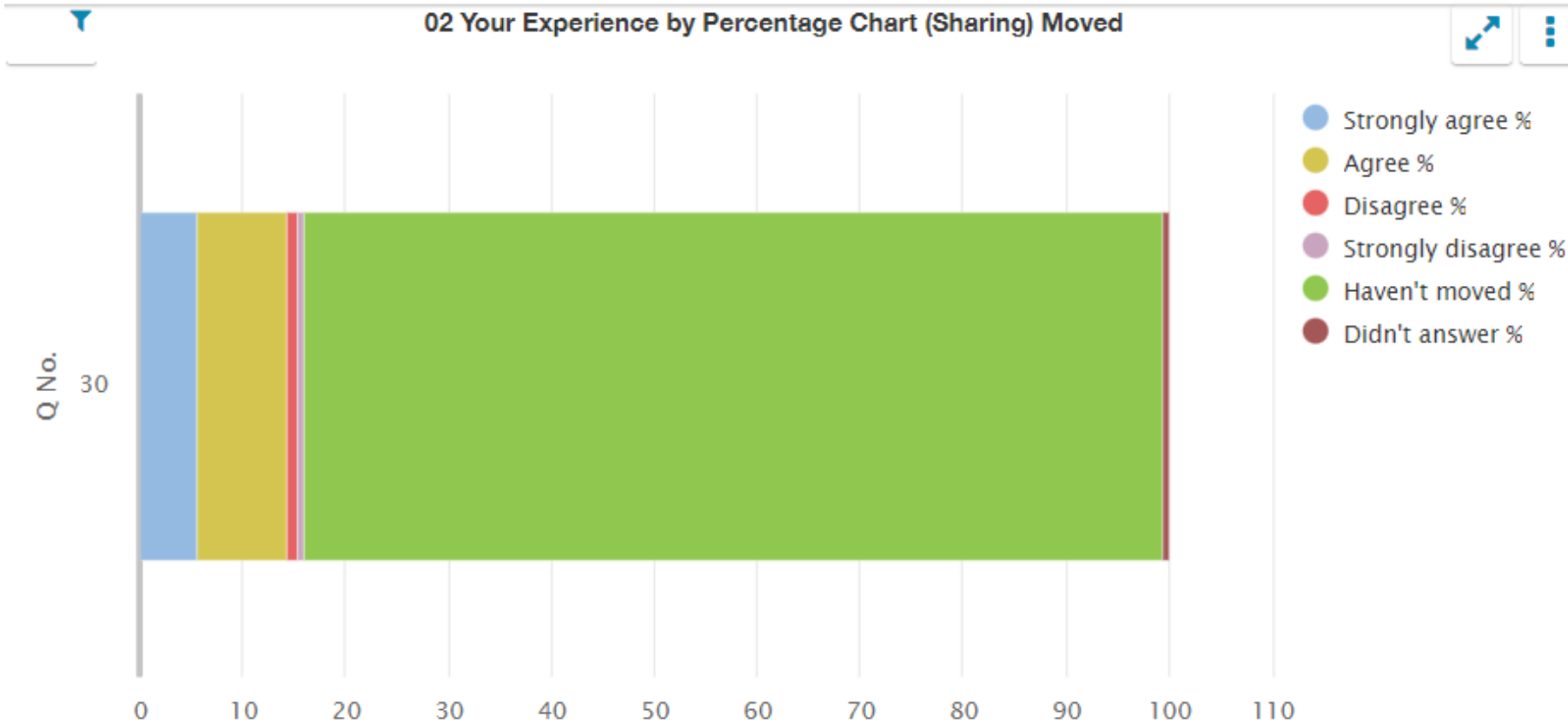
02 Your experience by percentage chart (sharing) bullying



02 Your experience by percentage (sharing) moved

| Q No. | Question | Response Count | Strongly agree % | Agree % | Disagree % | Strongly disagree % | Haven't moved % | Didn't answer % |
|-------|---|----------------|------------------|---------|------------|---------------------|-----------------|-----------------|
| 30 | I was well supported if I moved to a new school within the last year. | 456 | 5.7 | 8.55 | 1.1 | 0.66 | 83.33 | 0.66 |

02 Your experience by percentage chart (sharing) moved



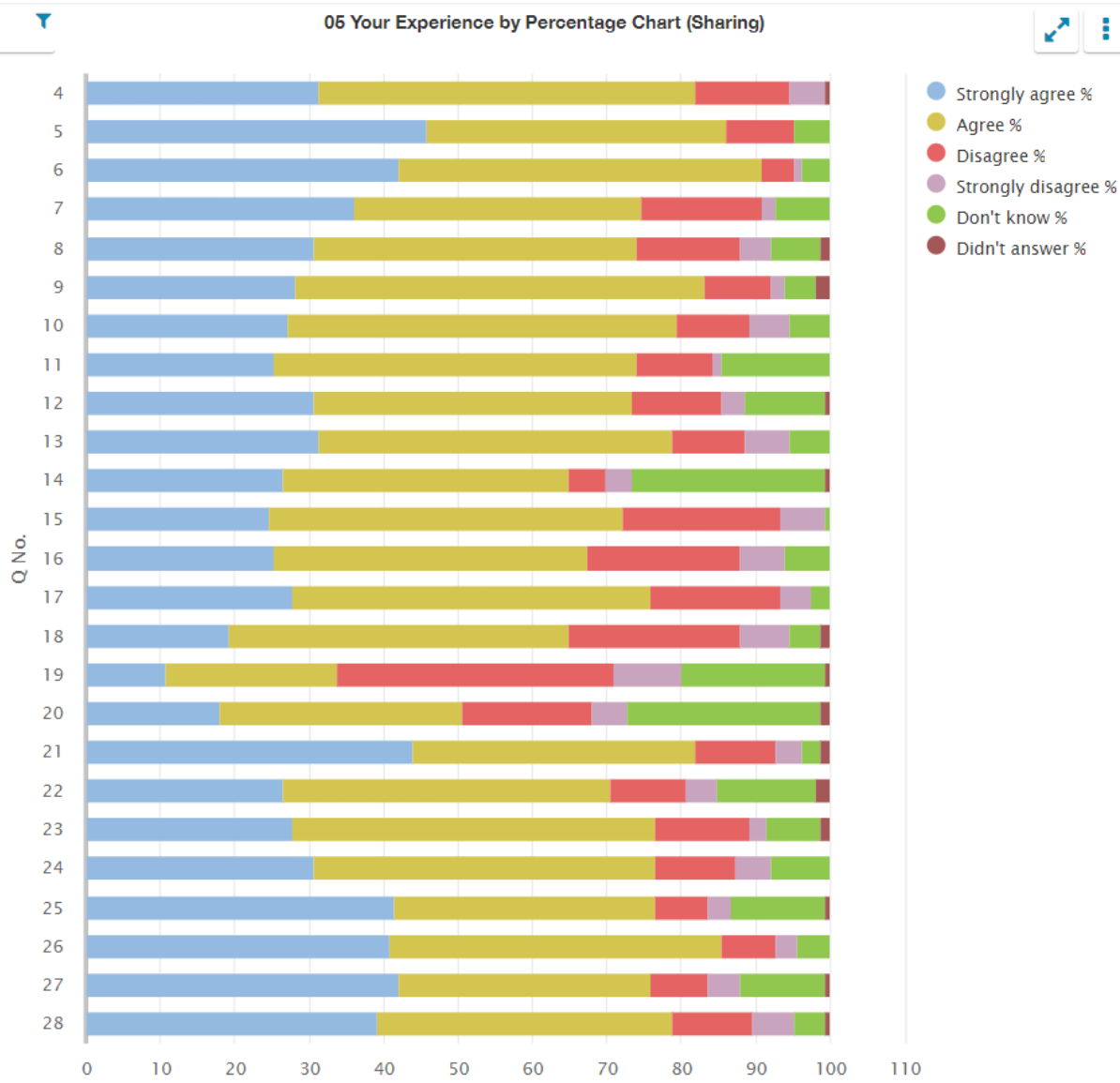
Questionnaire for parents/carers of children in secondary stages (05)

05 Your experience by percentage (sharing)

| Q No. | Question | Response Count | Strongly agree % | Agree % | Disagree % | Strongly disagree % | Don't know % | Didn't answer % |
|-------|--|----------------|------------------|---------|------------|---------------------|--------------|-----------------|
| 4 | My child likes being at this school. | 166 | 31.33 | 50.6 | 12.65 | 4.82 | 0.00 | 0.60 |
| 5 | Staff treat my child fairly and with respect. | 166 | 45.78 | 40.36 | 9.04 | 0.00 | 4.82 | 0.00 |
| 6 | I feel that my child is safe at the school. | 166 | 42.17 | 48.8 | 4.22 | 1.2 | 3.61 | 0.00 |
| 7 | The school helps my child to feel confident. | 166 | 36.14 | 38.55 | 16.27 | 1.81 | 7.23 | 0.00 |
| 8 | I feel staff really know my child as an individual. | 166 | 30.72 | 43.37 | 13.86 | 4.22 | 6.63 | 1.2 |
| 9 | My child finds their learning activities hard enough. | 166 | 28.31 | 54.82 | 9.04 | 1.81 | 4.22 | 1.81 |
| 10 | My child receives the help he/she needs to do well. | 166 | 27.11 | 52.41 | 9.64 | 5.42 | 5.42 | 0.00 |
| 11 | My child is encouraged by the school to be healthy and take regular exercise. | 166 | 25.3 | 48.8 | 10.24 | 1.2 | 14.46 | 0.00 |
| 12 | The school supports my child's emotional wellbeing. | 166 | 30.72 | 42.77 | 12.05 | 3.01 | 10.84 | 0.60 |
| 13 | My child is making good progress at the school. | 166 | 31.33 | 47.59 | 9.64 | 6.02 | 5.42 | 0.00 |
| 14 | My child was well supported to make choices about taking the subjects that are right for them. | 166 | 26.51 | 38.55 | 4.82 | 3.61 | 25.9 | 0.60 |
| 15 | I receive helpful, regular feedback about how my child is learning and developing e.g. informal feedback, reports and learning profiles. | 166 | 24.7 | 47.59 | 21.08 | 6.02 | 0.60 | 0.00 |
| 16 | The information I receive about how my child is doing reaches me at the right time. | 166 | 25.3 | 42.17 | 20.48 | 6.02 | 6.02 | 0.00 |
| 17 | I understand how my child's progress is assessed. | 166 | 27.71 | 48.19 | 17.47 | 4.22 | 2.41 | 0.00 |
| 18 | The school gives me advice on how to support my child's learning at home. | 166 | 19.28 | 45.78 | 22.89 | 6.63 | 4.22 | 1.2 |
| 19 | The school organises activities where my child and I can learn together. | 166 | 10.84 | 22.89 | 37.35 | 9.04 | 19.28 | 0.60 |
| 20 | The school takes my views into account when making changes. | 166 | 18.07 | 32.53 | 17.47 | 4.82 | 25.9 | 1.2 |
| 21 | I feel comfortable approaching the school with questions, suggestions and/or a problem. | 166 | 43.98 | 37.95 | 10.84 | 3.61 | 2.41 | 1.2 |

| Q No. | Question (cont.) | Response Count | Strongly agree % | Agree % | Disagree % | Strongly disagree % | Don't know % | Didn't answer % |
|-------|---|----------------|------------------|---------|------------|---------------------|--------------|-----------------|
| 22 | I feel encouraged to be involved in the work of the Parent Council and/or parent association. | 166 | 26.51 | 43.98 | 10.24 | 4.22 | 13.25 | 1.81 |
| 23 | I am kept informed about the work of the Parent Council and/or parent association. | 166 | 27.71 | 48.8 | 12.65 | 2.41 | 7.23 | 1.2 |
| 24 | I am satisfied with the quality of teaching in the school. | 166 | 30.72 | 45.78 | 10.84 | 4.82 | 7.83 | 0.00 |
| 25 | The school is well led and managed. | 166 | 41.57 | 34.94 | 7.23 | 3.01 | 12.65 | 0.60 |
| 26 | The school encourages young people to treat others with respect. | 166 | 40.96 | 44.58 | 7.23 | 3.01 | 4.22 | 0.00 |
| 27 | I would recommend the school to other parents. | 166 | 42.17 | 33.73 | 7.83 | 4.22 | 11.45 | 0.60 |
| 28 | Overall, I am satisfied with the school. | 166 | 39.16 | 39.76 | 10.84 | 5.42 | 4.22 | 0.60 |

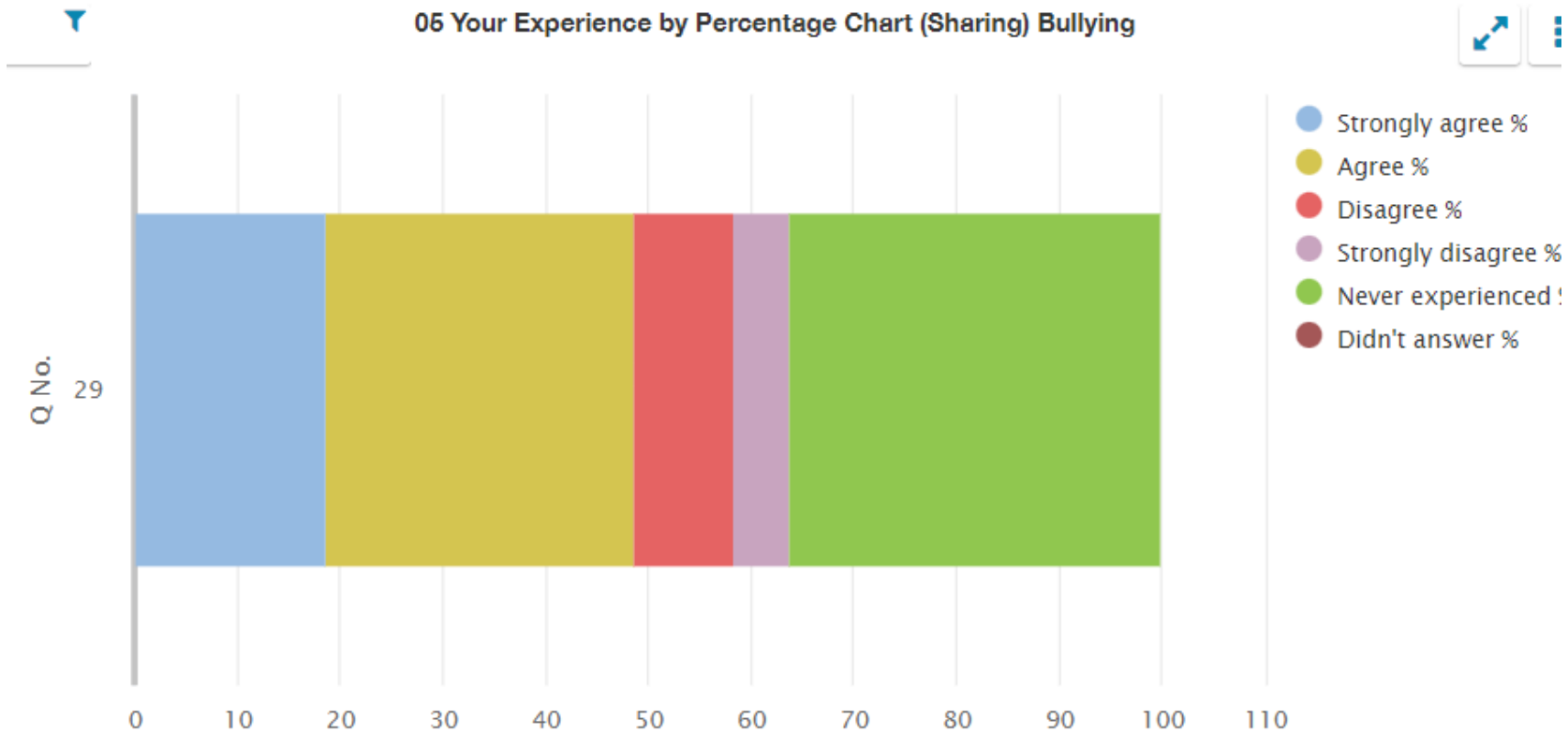
05 Your experience by percentage chart (sharing)



05 Your experience by percentage (sharing) bullying

| Q No. | Question | Response Count | Strongly agree % | Agree % | Disagree % | Strongly disagree % | Never experienced % | Didn't answer % |
|-------|---|----------------|------------------|---------|------------|---------------------|---------------------|-----------------|
| 29 | My child's school deals well with any bullying. | 166 | 18.67 | 30.12 | 9.64 | 5.42 | 36.14 | 0.00 |

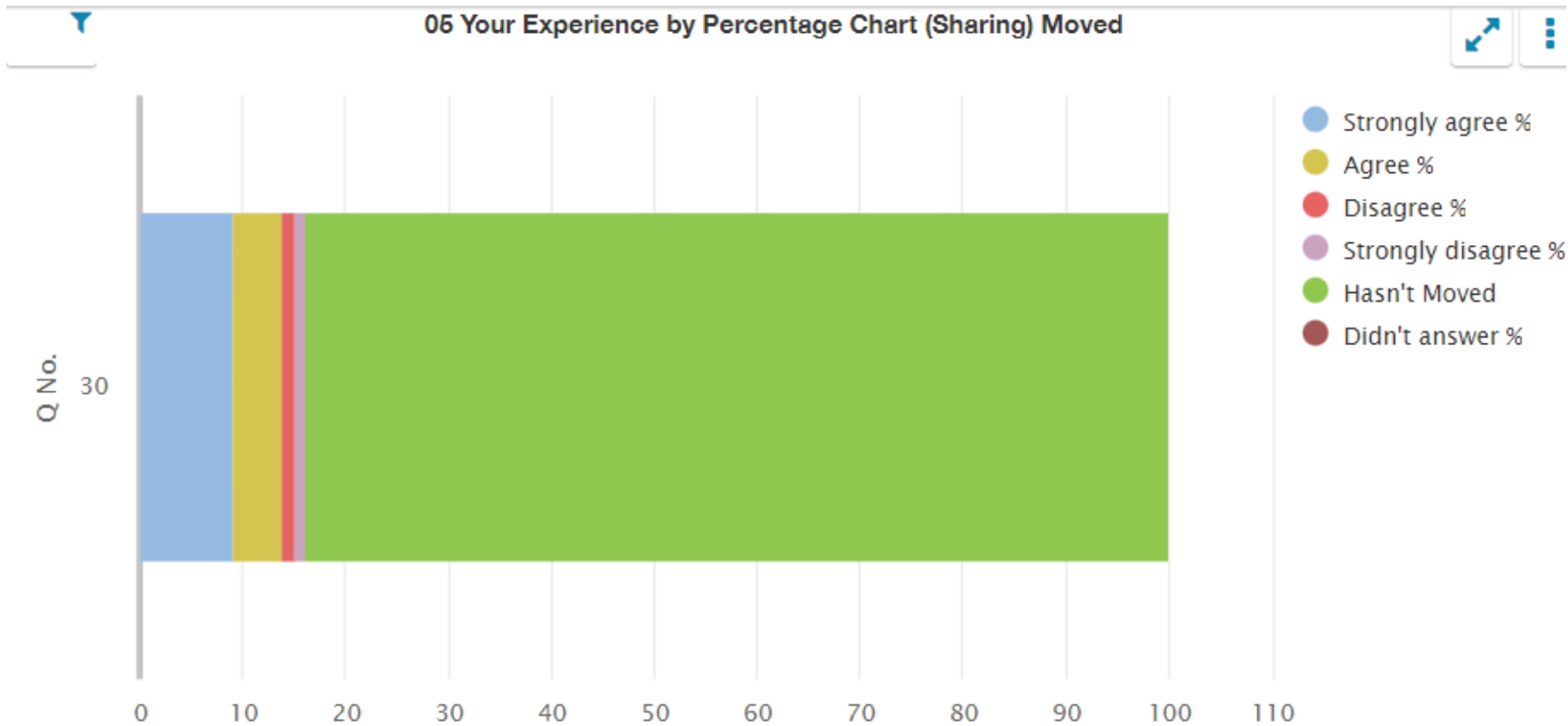
05 Your experience by percentage chart (sharing) bullying



05 Your experience by percentage (sharing) moved

| Q No. | Question | Response Count | Strongly agree % | Agree % | Disagree % | Strongly disagree % | Hasn't Moved | Didn't answer % |
|-------|---|----------------|------------------|---------|------------|---------------------|--------------|-----------------|
| 30 | My child was well supported if they moved to a new school within the last year. | 166 | 9.04 | 4.82 | 1.2 | 1.2 | 83.73 | 0.00 |

05 Your experience by percentage chart (sharing) moved



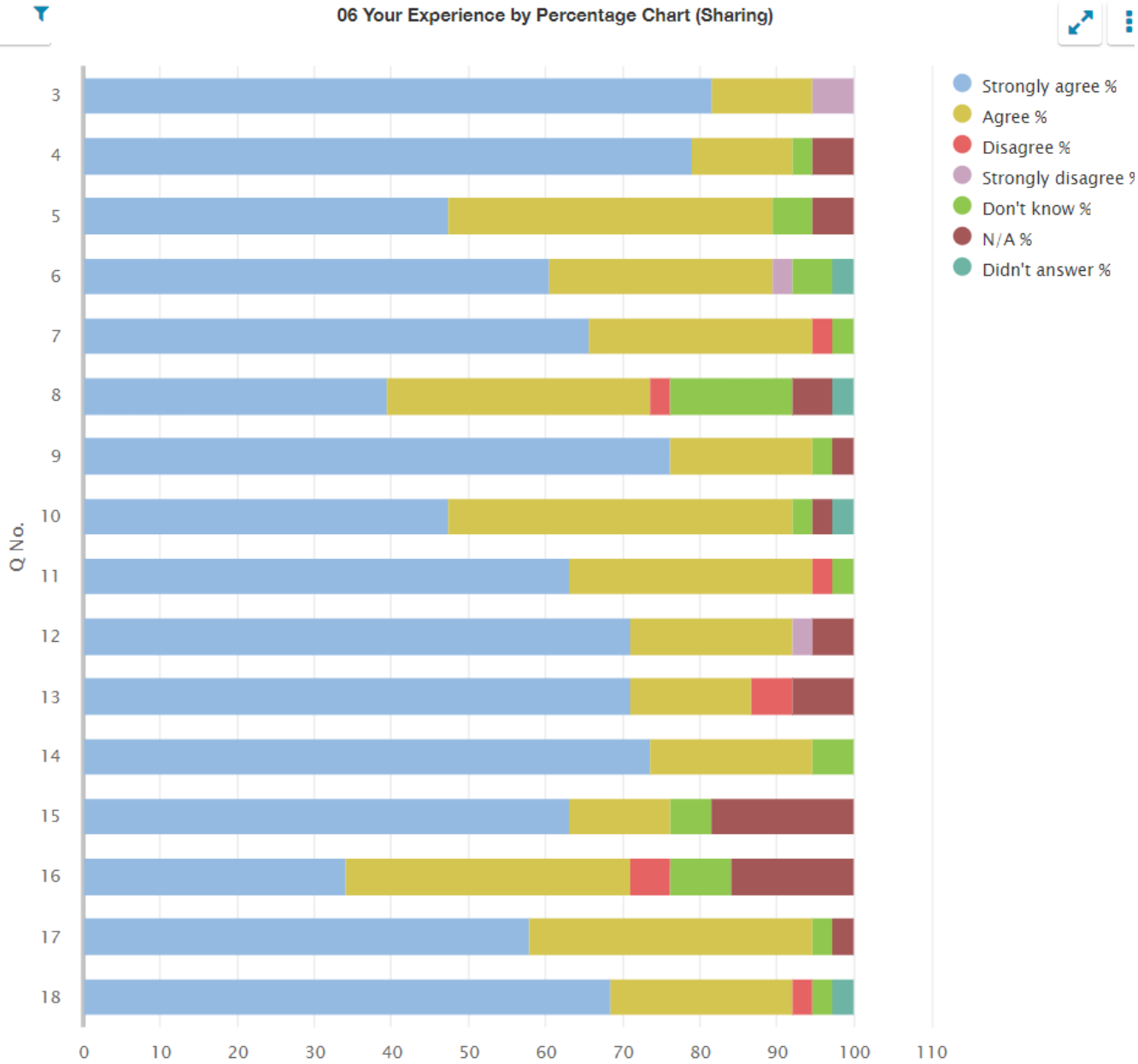
Questionnaire for partners with the school (06)

06 Your experience by percentage (sharing)

| Q No. | Question | Response Count | Strongly agree % | Agree % | Disagree % | Strongly disagree % | Don't know % | N/A % | Didn't answer % |
|-------|---|----------------|------------------|---------|------------|---------------------|--------------|-------|-----------------|
| 3 | My service/organisation works in partnership with the school on a regular basis. | 38 | 81.58 | 13.16 | 0.00 | 5.26 | 0.00 | 0.00 | 0.00 |
| 4 | We are aware of the school's procedures for reporting child protection and safeguarding concerns. | 38 | 78.95 | 13.16 | 0.00 | 0.00 | 2.63 | 5.26 | 0.00 |
| 5 | My service/organisation has a clear understanding of the school's strategies for raising attainment for all. | 38 | 47.37 | 42.11 | 0.00 | 0.00 | 5.26 | 5.26 | 0.00 |
| 6 | There are effective arrangements in place for jointly planning provision with the school. | 38 | 60.53 | 28.95 | 0.00 | 2.63 | 5.26 | 0.00 | 2.63 |
| 7 | There are effective arrangements for jointly delivering provision with the school. | 38 | 65.79 | 28.95 | 2.63 | 0.00 | 2.63 | 0.00 | 0.00 |
| 8 | My service/organisation is involved in the school's self-evaluation of our joint work. | 38 | 39.47 | 34.21 | 2.63 | 0.00 | 15.79 | 5.26 | 2.63 |
| 9 | Roles and responsibilities are clearly defined within the partnership. | 38 | 76.32 | 18.42 | 0.00 | 0.00 | 2.63 | 2.63 | 0.00 |
| 10 | Effective arrangements are in place to evaluate the impact of our partnership working. | 38 | 47.37 | 44.74 | 0.00 | 0.00 | 2.63 | 2.63 | 2.63 |
| 11 | My service/organisation is kept up to date with changes in the school which may affect the services we deliver. | 38 | 63.16 | 31.58 | 2.63 | 0.00 | 2.63 | 0.00 | 0.00 |
| 12 | The school provides my service/organisation with relevant information about the needs of children and young people. | 38 | 71.05 | 21.05 | 0.00 | 2.63 | 0.00 | 5.26 | 0.00 |
| 13 | Arrangements are in place to support my service/organisation to share relevant information about the progress of children and young people with the school. | 38 | 71.05 | 15.79 | 5.26 | 0.00 | 0.00 | 7.89 | 0.00 |
| 14 | The school values the contribution made by my service/organisation. | 38 | 73.68 | 21.05 | 0.00 | 0.00 | 5.26 | 0.00 | 0.00 |
| 15 | The school actively promotes my service/organisation to potential users, as appropriate. | 38 | 63.16 | 13.16 | 0.00 | 0.00 | 5.26 | 18.42 | 0.00 |

| Q No. | Question (cont.) | Response Count | Strongly agree % | Agree % | Disagree % | Strongly disagree % | Don't know % | N/A % | Didn't answer % |
|-------|---|----------------|------------------|---------|------------|---------------------|--------------|-------|-----------------|
| 16 | There are opportunities to network, share practice and participate in joint training and development with the school. | 38 | 34.21 | 36.84 | 5.26 | 0.00 | 7.89 | 15.79 | 0.00 |
| 17 | My service/organisation has a clear understanding of the social, cultural and economic context of the school. | 38 | 57.89 | 36.84 | 0.00 | 0.00 | 2.63 | 2.63 | 0.00 |
| 18 | Overall, partnership working with the school works well. | 38 | 68.42 | 23.68 | 2.63 | 0.00 | 2.63 | 0.00 | 2.63 |

06 Your experience by percentage chart (sharing)

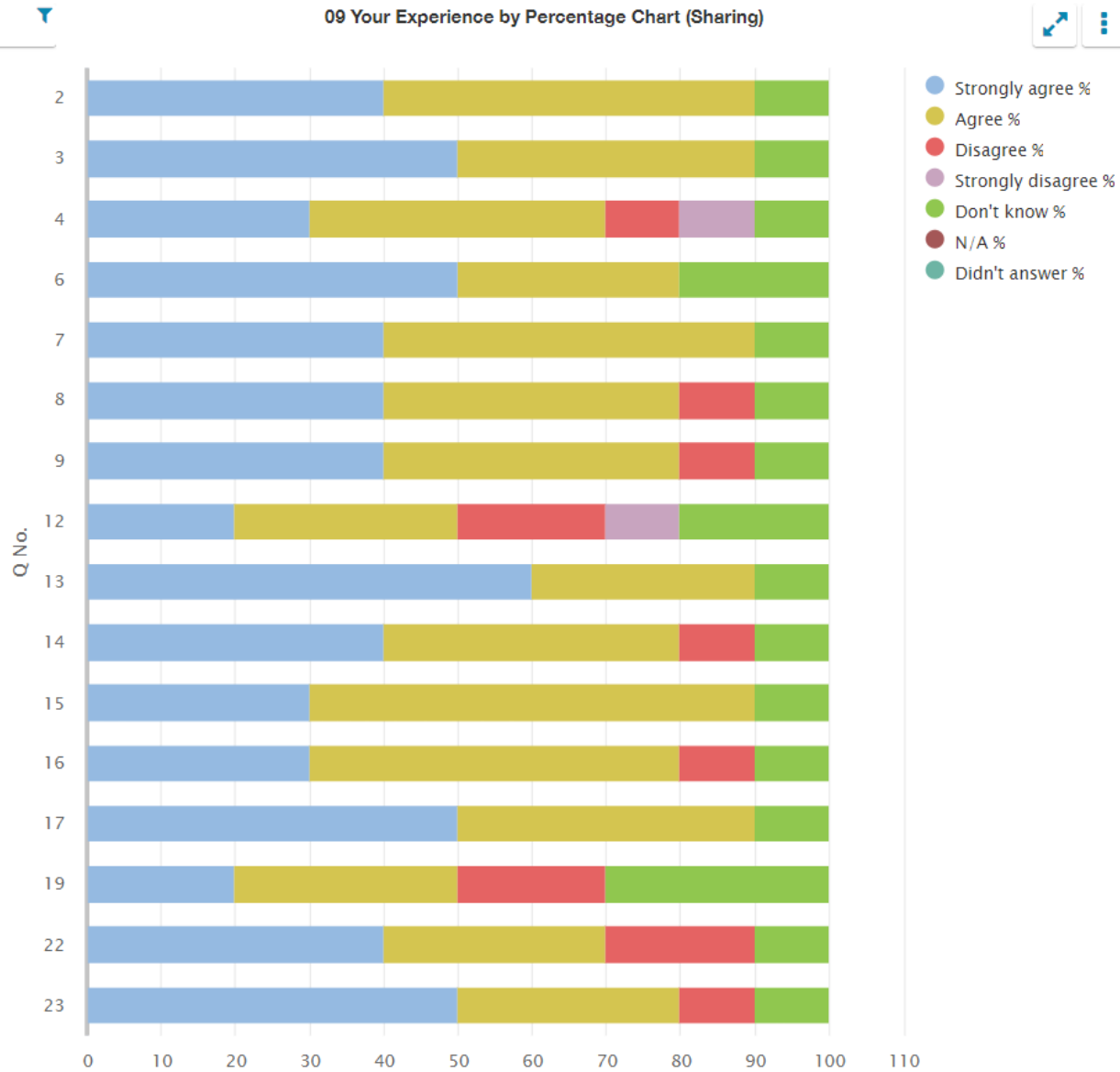


Questionnaire for school support staff (09)

09 Your experience by percentage (sharing)

| Q No. | Question | Response Count | Strongly agree % | Agree % | Disagree % | Strongly disagree % | Don't know % | N/A % | Didn't answer % |
|-------|--|----------------|------------------|---------|------------|---------------------|--------------|-------|-----------------|
| 2 | I find it rewarding to be a member of staff at this school. | 10 | 40 | 50 | 0.00 | 0.00 | 10 | 0.00 | 0.00 |
| 3 | I feel a valued part of the school's community. | 10 | 50 | 40 | 0.00 | 0.00 | 10 | 0.00 | 0.00 |
| 4 | I am encouraged to learn and share practice with colleagues from other schools. | 10 | 30 | 40 | 10 | 10 | 10 | 0.00 | 0.00 |
| 6 | I have a clear understanding of the social, cultural and economic context of the school. | 10 | 50 | 30 | 0.00 | 0.00 | 20 | 0.00 | 0.00 |
| 7 | I feel appropriately supported by the school to undertake my role. | 10 | 40 | 50 | 0.00 | 0.00 | 10 | 0.00 | 0.00 |
| 8 | I am supported to take part in development opportunities. | 10 | 40 | 40 | 10 | 0.00 | 10 | 0.00 | 0.00 |
| 9 | My professional learning enables me to reflect on and improve my practice. | 10 | 40 | 40 | 10 | 0.00 | 10 | 0.00 | 0.00 |
| 12 | I am actively involved in the school's ongoing self-evaluation. | 10 | 20 | 30 | 20 | 10 | 20 | 0.00 | 0.00 |
| 13 | I understand how to apply the school's procedures relating to child protection and safeguarding. | 10 | 60 | 30 | 0.00 | 0.00 | 10 | 0.00 | 0.00 |
| 14 | The school's vision and values underpins my work. | 10 | 40 | 40 | 10 | 0.00 | 10 | 0.00 | 0.00 |
| 15 | Staff treat all children and young people fairly and with respect. | 10 | 30 | 60 | 0.00 | 0.00 | 10 | 0.00 | 0.00 |
| 16 | Colleagues treat each other with respect. | 10 | 30 | 50 | 10 | 0.00 | 10 | 0.00 | 0.00 |
| 17 | Children and young people are encouraged and supported to treat others with respect. | 10 | 50 | 40 | 0.00 | 0.00 | 10 | 0.00 | 0.00 |
| Q No. | Question (cont.) | Response Count | Strongly agree % | Agree % | Disagree % | Strongly disagree % | Don't know % | N/A % | Didn't answer % |
| 19 | The school deals effectively with any bullying. | 10 | 20 | 30 | 20 | 0.00 | 30 | 0.00 | 0.00 |
| 22 | Staff at all levels within the school communicate effectively with each other. | 10 | 40 | 30 | 20 | 0.00 | 10 | 0.00 | 0.00 |
| 23 | The school is well led and managed. | 10 | 50 | 30 | 10 | 0.00 | 10 | 0.00 | 0.00 |

09 Your experience by percentage chart (sharing)



Questionnaire for school teachers (10)

10 Your experience by percentage (sharing)

| Q No. | Question | Response Count | Strongly agree % | Agree % | Disagree % | Strongly disagree % | Don't know % | N/A % | Didn't answer % |
|-------|---|----------------|------------------|---------|------------|---------------------|--------------|-------|-----------------|
| 2 | I find it rewarding to be a member of staff at this school. | 28 | 78.57 | 14.29 | 3.57 | 0.00 | 3.57 | 0.00 | 0.00 |
| 3 | I feel a valued part of the school's community. | 28 | 67.86 | 21.43 | 3.57 | 0.00 | 3.57 | 0.00 | 3.57 |
| 4 | I am encouraged to learn and share practice with colleagues from other schools. | 28 | 46.43 | 39.29 | 10.71 | 0.00 | 3.57 | 0.00 | 0.00 |
| 5 | I am given the opportunity to learn and share practice with colleagues from other schools. | 28 | 28.57 | 57.14 | 7.14 | 3.57 | 0.00 | 3.57 | 0.00 |
| 6 | I have a clear understanding of the social, cultural and economic context of the school. | 28 | 71.43 | 25 | 0.00 | 0.00 | 3.57 | 0.00 | 0.00 |
| 7 | I feel appropriately supported by the school to undertake my role. | 28 | 71.43 | 17.86 | 7.14 | 3.57 | 0.00 | 0.00 | 0.00 |
| 8 | I am supported to engage in professional learning. | 28 | 46.43 | 46.43 | 3.57 | 0.00 | 3.57 | 0.00 | 0.00 |
| 9 | My professional learning enables me to reflect on and improve my practice. | 28 | 39.29 | 57.14 | 0.00 | 0.00 | 3.57 | 0.00 | 0.00 |
| 10 | I have regular opportunities to undertake leadership roles. | 28 | 42.86 | 28.57 | 10.71 | 3.57 | 3.57 | 10.71 | 0.00 |
| 11 | I have opportunities to be involved in agreeing priorities for the school. | 28 | 21.43 | 64.29 | 10.71 | 0.00 | 0.00 | 3.57 | 0.00 |
| 12 | I am actively involved in the school's ongoing self-evaluation. | 28 | 35.71 | 39.29 | 14.29 | 0.00 | 0.00 | 10.71 | 0.00 |
| 13 | GTCS standards are used to support professional dialogue. | 28 | 32.14 | 53.57 | 3.57 | 0.00 | 7.14 | 3.57 | 0.00 |
| 14 | I use information, including data, effectively to identify and reduce inequalities in children's and young people's outcomes. | 28 | 53.57 | 39.29 | 3.57 | 0.00 | 3.57 | 0.00 | 0.00 |
| 15 | I understand how to apply the school's procedures relating to child protection and safeguarding. | 28 | 78.57 | 17.86 | 0.00 | 0.00 | 3.57 | 0.00 | 0.00 |
| 16 | The school's vision and values underpins my work. | 28 | 67.86 | 21.43 | 0.00 | 0.00 | 3.57 | 7.14 | 0.00 |
| 17 | Staff treat all children and young people fairly and with respect. | 28 | 53.57 | 39.29 | 3.57 | 0.00 | 3.57 | 0.00 | 0.00 |

| Q No. | Question (cont.) | Response Count | Strongly agree % | Agree % | Disagree % | Strongly disagree % | Don't know % | N/A % | Didn't answer % |
|-------|---|----------------|------------------|---------|------------|---------------------|--------------|-------|-----------------|
| 18 | Colleagues treat each other with respect. | 28 | 46.43 | 39.29 | 0.00 | 3.57 | 10.71 | 0.00 | 0.00 |
| 19 | Children and young people are encouraged and supported to treat others with respect. | 28 | 60.71 | 35.71 | 0.00 | 0.00 | 3.57 | 0.00 | 0.00 |
| 20 | Children and young people are well behaved. | 28 | 17.86 | 67.86 | 14.29 | 0.00 | 0.00 | 0.00 | 0.00 |
| 21 | The school deals effectively with any bullying. | 28 | 32.14 | 46.43 | 7.14 | 3.57 | 10.71 | 0.00 | 0.00 |
| 22 | I am provided with feedback when I report an incident. | 28 | 17.86 | 50 | 10.71 | 0.00 | 3.57 | 17.86 | 0.00 |
| 23 | Staff at all levels within the school communicate effectively with each other. | 28 | 17.86 | 57.14 | 21.43 | 0.00 | 3.57 | 0.00 | 0.00 |
| 24 | The school's arrangements for engaging parents in their child's learning are effective. | 28 | 25 | 64.29 | 3.57 | 0.00 | 7.14 | 0.00 | 0.00 |
| 25 | The school is well led and managed. | 28 | 60.71 | 28.57 | 7.14 | 0.00 | 3.57 | 0.00 | 0.00 |
| 26 | Collaborative working across the school is effective in taking forward improvement. | 28 | 25 | 60.71 | 10.71 | 0.00 | 3.57 | 0.00 | 0.00 |
| 27 | Children and young people are engaged in their learning. | 28 | 21.43 | 71.43 | 7.14 | 0.00 | 0.00 | 0.00 | 0.00 |
| 28 | I give children and young people regular feedback which helps them to progress. | 28 | 46.43 | 46.43 | 0.00 | 0.00 | 3.57 | 0.00 | 3.57 |
| 29 | Children and young people are provided with experiences which meet their learning needs. | 28 | 35.71 | 57.14 | 3.57 | 0.00 | 3.57 | 0.00 | 0.00 |
| 30 | Children and young people are involved in talking about and planning their learning. | 28 | 25 | 57.14 | 7.14 | 0.00 | 3.57 | 3.57 | 3.57 |
| 31 | Children and young people are involved in setting their learning targets. | 28 | 21.43 | 60.71 | 7.14 | 0.00 | 7.14 | 3.57 | 0.00 |
| 32 | Children and young people have the opportunity to lead their learning. | 28 | 14.29 | 60.71 | 7.14 | 0.00 | 10.71 | 3.57 | 3.57 |
| 33 | I receive appropriate support for planning, preparation and assessment. | 28 | 28.57 | 57.14 | 7.14 | 3.57 | 0.00 | 3.57 | 0.00 |
| 34 | The school has effective strategies to support children and young people with their learning, including those requiring additional support. | 28 | 42.86 | 42.86 | 10.71 | 0.00 | 3.57 | 0.00 | 0.00 |
| 35 | Staff have a shared understanding of their 'responsibility of all' in literacy and numeracy and health and wellbeing. | 28 | 42.86 | 42.86 | 0.00 | 7.14 | 3.57 | 3.57 | 0.00 |

| Q No. | Question (cont.) | Response Count | Strongly agree % | Agree % | Disagree % | Strongly disagree % | Don't know % | N/A % | Didn't answer % |
|-------|--|----------------|------------------|---------|------------|---------------------|--------------|-------|-----------------|
| 36 | Moderation activities are helping me to make sound professional judgements. | 28 | 28.57 | 60.71 | 7.14 | 0.00 | 3.57 | 0.00 | 0.00 |
| 37 | I have regular opportunities to help shape the curriculum through discussions with colleagues, parents and partners. | 28 | 25 | 57.14 | 3.57 | 0.00 | 3.57 | 10.71 | 0.00 |
| 38 | I am aware of and involved in the school's strategies for raising attainment for all. | 28 | 35.71 | 57.14 | 3.57 | 0.00 | 3.57 | 0.00 | 0.00 |

10 Your experience by percentage chart (sharing)

