

# **Eyemouth Primary School and Nursery Class**

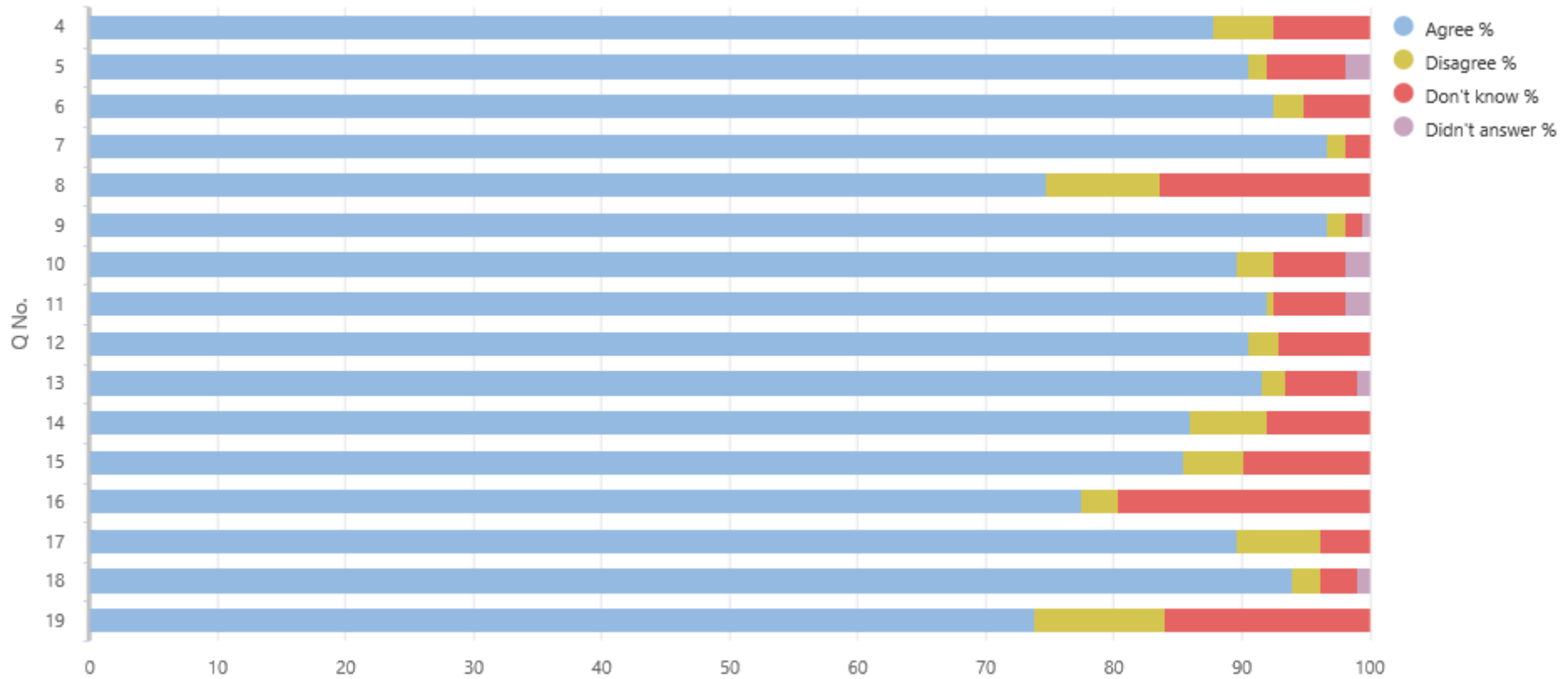
**Pre-inspection questionnaire summary report**  
**Inspection week: 11 November 2019**

## Questionnaire for children in primary stages (01)

## 01 Your experience by percentage (sharing)

| Q No. | Question  | Response Count | Agree % | Disagree % | Don't know % | Didn't answer % |
|-------|---|----------------|---------|------------|--------------|-----------------|
| 4     | I feel safe when I am at school.  | 214            | 87.85   | 4.67       | 7.48         | 0               |
| 5     | My school helps me to feel safe.  | 214            | 90.65   | 1.4        | 6.07         | 1.87            |
| 6     | I have someone in my school I can speak to if I am upset or worried about something.                              | 214            | 92.52   | 2.34       | 5.14         | 0               |
| 7     | Staff treat me fairly and with respect.   | 214            | 96.73   | 1.4        | 1.87         | 0               |
| 8     | Other children treat me fairly and with respect.  | 214            | 74.77   | 8.88       | 16.36        | 0               |
| 9     | My school helps me to understand and respect other people.  | 214            | 96.73   | 1.4        | 1.4          | 0.47            |
| 10    | My school is helping me to become confident.  | 214            | 89.72   | 2.8        | 5.61         | 1.87            |
| 11    | My school teaches me how to lead a healthy lifestyle.   | 214            | 92.06   | 0.47       | 5.61         | 1.87            |
| 12    | There are lots of chances at my school for me to get regular exercise.  | 214            | 90.65   | 2.34       | 7.01         | 0               |
| 13    | My school offers me the opportunity to take part in activities in school beyond the classroom and timetabled day. | 214            | 91.59   | 1.87       | 5.61         | 0.93            |
| 14    | I have the opportunity to discuss my achievements outwith school with an adult in school who knows me well.       | 214            | 85.98   | 6.07       | 7.94         | 0               |
| 15    | My school listens to my views.  | 214            | 85.51   | 4.67       | 9.81         | 0               |
| 16    | My school takes my views into account.  | 214            | 77.57   | 2.8        | 19.63        | 0               |
| 17    | I feel comfortable approaching staff with questions or suggestions.   | 214            | 89.72   | 6.54       | 3.74         | 0               |
| 18    | Staff help me to understand how I am progressing in my school work.   | 214            | 93.93   | 2.34       | 2.8          | 0.93            |
| 19    | My homework helps me to understand and improve my work in school.   | 214            | 73.83   | 10.28      | 15.89        | 0               |

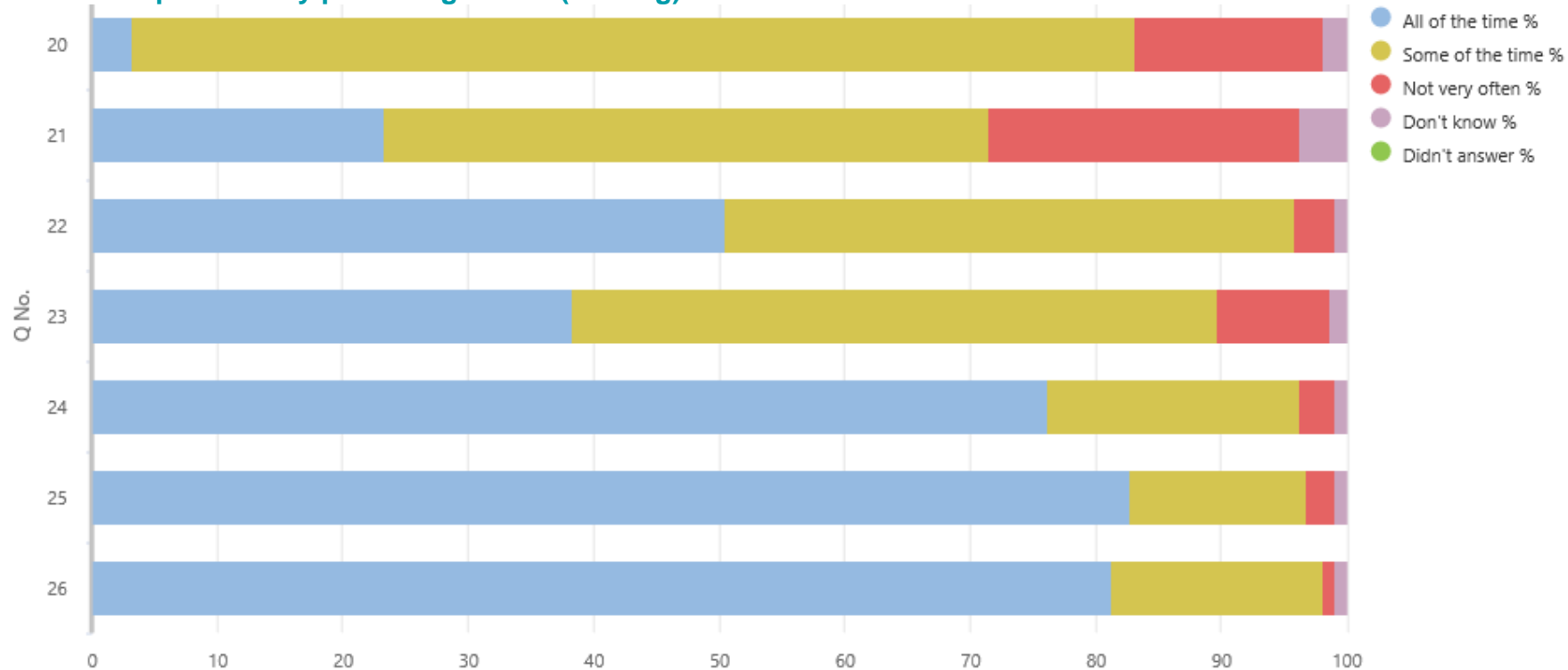
01 Your experience by percentage chart (sharing)



01 Your experience by percentage 2 (sharing)

| Q No. | Question  | Response Count | All of the time % | Some of the time % | Not very often % | Don't know % | Didn't answer % |
|-------|---|----------------|-------------------|--------------------|------------------|--------------|-----------------|
| 20    | Other children behave well.                                     | 214            | 3.27              | 79.91              | 14.95            | 1.87         | 0               |
| 21    | My teachers ask me about what things I want to learn in school. | 214            | 23.36             | 48.13              | 24.77            | 3.74         | 0               |
| 22    | I enjoy learning at school.                                     | 214            | 50.47             | 45.33              | 3.27             | 0.93         | 0               |
| 23    | I feel that my work in school is hard enough.                   | 214            | 38.32             | 51.4               | 8.88             | 1.4          | 0               |
| 24    | I know who to ask to get help if I find my work too hard.       | 214            | 76.17             | 20.09              | 2.8              | 0.93         | 0               |
| 25    | I am encouraged by staff to do the best I can.                  | 214            | 82.71             | 14.02              | 2.34             | 0.93         | 0               |
| 26    | I am happy with the quality of teaching in my school.           | 214            | 81.31             | 16.82              | 0.93             | 0.93         | 0               |

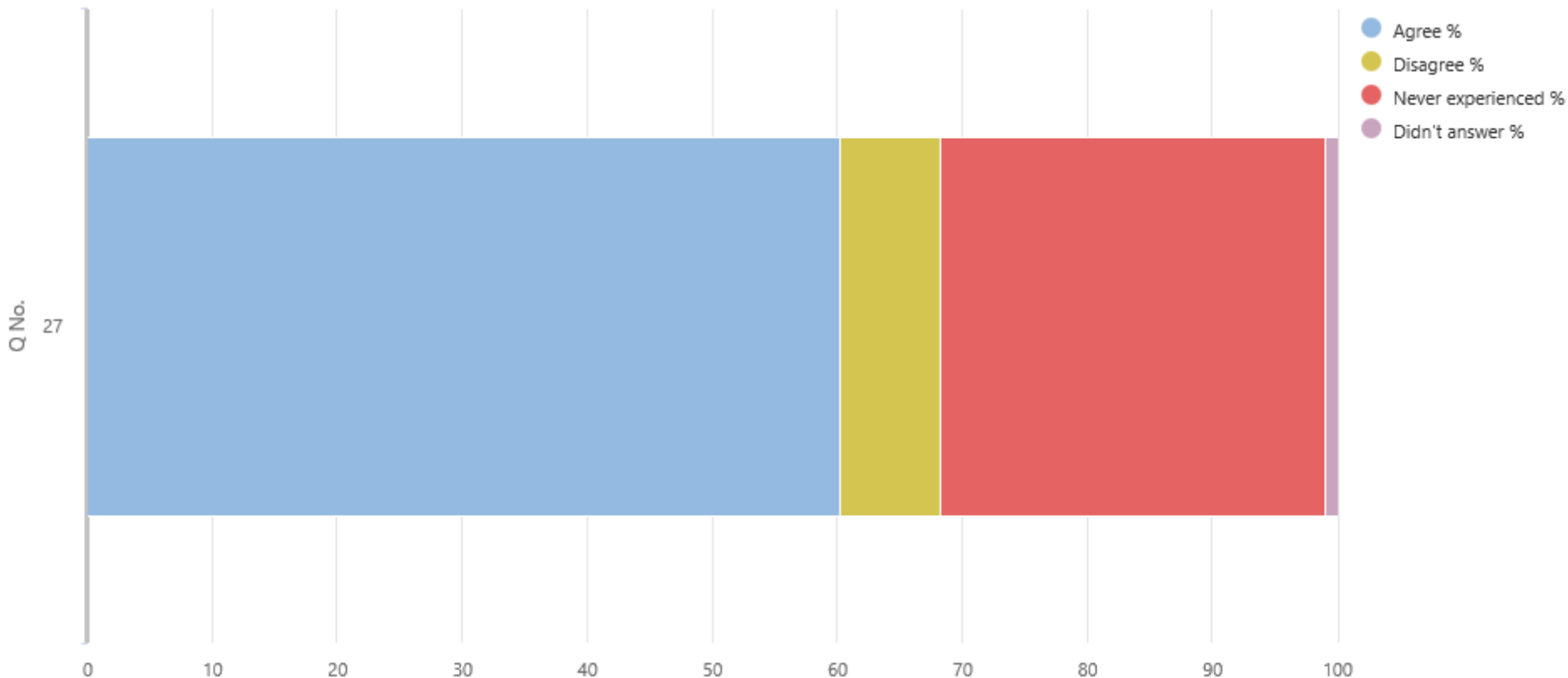
01 Your experience by percentage chart (sharing)



01 Your experience by percentage (sharing) bullying

| Q No. | Question                                | Response Count | Agree % | Disagree % | Never experienced % | Didn't answer % |
|-------|---|----------------|---------|------------|---------------------|-----------------|
| 27    | My school deals well with any bullying. | 214            | 60.28   | 7.94       | 30.84               | 0.93            |

01 Your experience by percentage chart (sharing) bullying



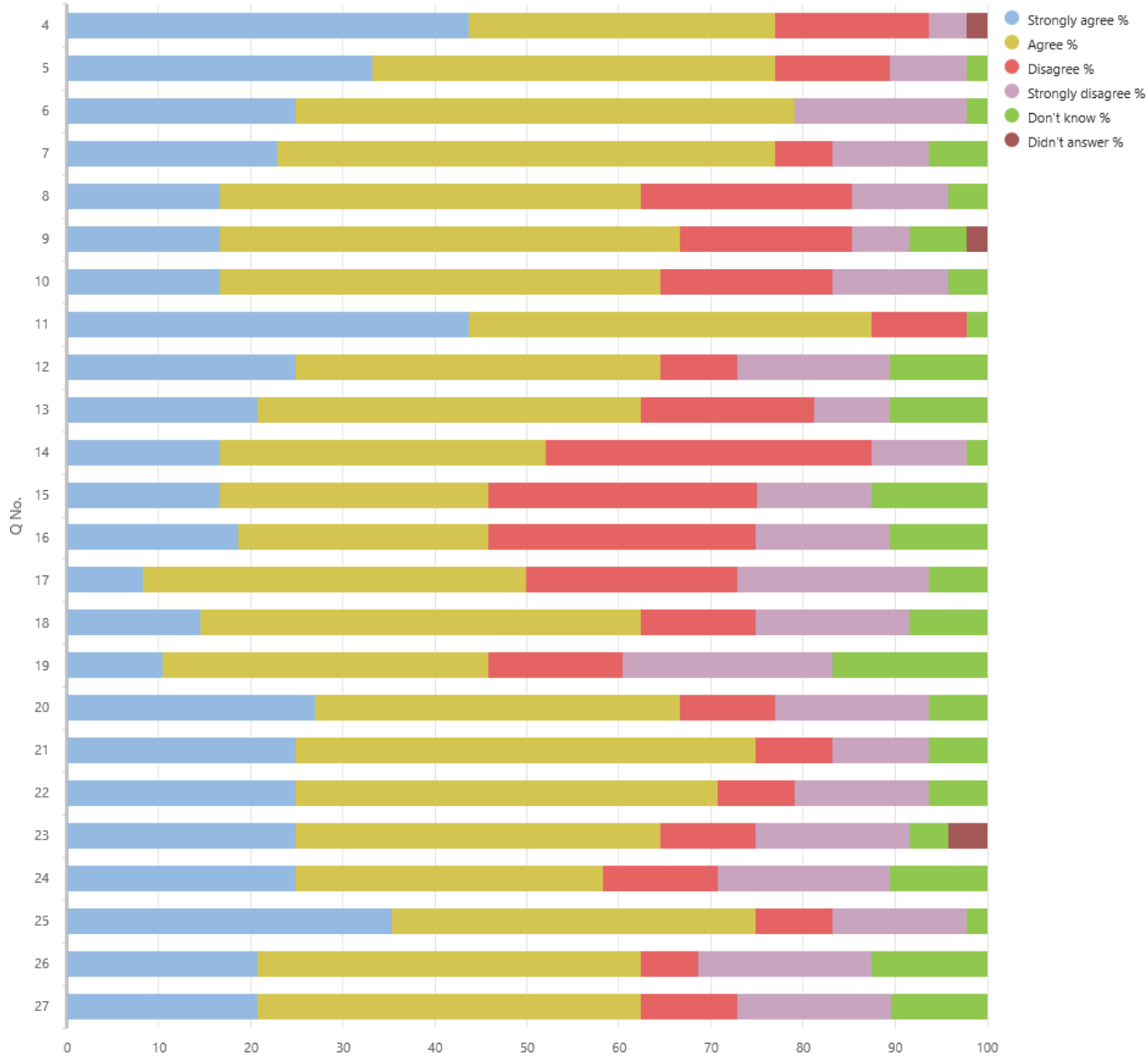
## Questionnaire for parents/carers of children in primary stages (04)

## 04 Your experience by percentage (sharing)

| Q No. | Question   | Response Count | Strongly agree % | Agree % | Disagree % | Strongly disagree % | Don't know % | Didn't answer % |
|-------|--|----------------|------------------|---------|------------|---------------------|--------------|-----------------|
| 4     | My child likes being at this school.   | 48             | 43.75            | 33.33   | 16.67      | 4.17                | 0            | 2.08            |
| 5     | Staff treat my child fairly and with respect.  | 48             | 33.33            | 43.75   | 12.5       | 8.33                | 2.08         | 0               |
| 6     | I feel that my child is safe at the school.  | 48             | 25               | 54.17   | 0          | 18.75               | 2.08         | 0               |
| 7     | The school helps my child to feel confident.   | 48             | 22.92            | 54.17   | 6.25       | 10.42               | 6.25         | 0               |
| 8     | I feel staff really know my child as an individual.  | 48             | 16.67            | 45.83   | 22.92      | 10.42               | 4.17         | 0               |
| 9     | My child finds their learning activities hard enough.  | 48             | 16.67            | 50      | 18.75      | 6.25                | 6.25         | 2.08            |
| 10    | My child receives the help he/she needs to do well.  | 48             | 16.67            | 47.92   | 18.75      | 12.5                | 4.17         | 0               |
| 11    | My child is encouraged by the school to be healthy and take regular exercise.  | 48             | 43.75            | 43.75   | 10.42      | 0                   | 2.08         | 0               |
| 12    | The school supports my child's emotional wellbeing.  | 48             | 25               | 39.58   | 8.33       | 16.67               | 10.42        | 0               |
| 13    | My child is making good progress at the school.  | 48             | 20.83            | 41.67   | 18.75      | 8.33                | 10.42        | 0               |
| 14    | I receive helpful, regular feedback about how my child is learning and developing e.g. informal feedback, reports and learning profiles. | 48             | 16.67            | 35.42   | 35.42      | 10.42               | 2.08         | 0               |
| 15    | The information I receive about how my child is doing reaches me at the right time.  | 48             | 16.67            | 29.17   | 29.17      | 12.5                | 12.5         | 0               |
| 16    | I understand how my child's progress is assessed.  | 48             | 18.75            | 27.08   | 29.17      | 14.58               | 10.42        | 0               |
| 17    | The school gives me advice on how to support my child's learning at home.  | 48             | 8.33             | 41.67   | 22.92      | 20.83               | 6.25         | 0               |
| 18    | The school organises activities where my child and I can learn together.   | 48             | 14.58            | 47.92   | 12.5       | 16.67               | 8.33         | 0               |
| 19    | The school takes my views into account when making changes.  | 48             | 10.42            | 35.42   | 14.58      | 22.92               | 16.67        | 0               |
| 20    | I feel comfortable approaching the school with questions, suggestions and/or a problem.  | 48             | 27.08            | 39.58   | 10.42      | 16.67               | 6.25         | 0               |
| 21    | I feel encouraged to be involved in the work of the Parent Council and/or parent association.  | 48             | 25               | 50      | 8.33       | 10.42               | 6.25         | 0               |

| Q No. | Question (cont.)   | Response Count | Strongly agree % | Agree % | Disagree % | Strongly disagree % | Don't know % | Didn't answer % |
|-------|--|----------------|------------------|---------|------------|---------------------|--------------|-----------------|
| 22    | I am kept informed about the work of the Parent Council and/or parent association. | 48             | 25               | 45.83   | 8.33       | 14.58               | 6.25         | 0               |
| 23    | I am satisfied with the quality of teaching in the school.                         | 48             | 25               | 39.58   | 10.42      | 16.67               | 4.17         | 4.17            |
| 24    | The school is well led and managed.  | 48             | 25               | 33.33   | 12.5       | 18.75               | 10.42        | 0               |
| 25    | The school encourages children to treat others with respect.                       | 48             | 35.42            | 39.58   | 8.33       | 14.58               | 2.08         | 0               |
| 26    | I would recommend the school to other parents.                                     | 48             | 20.83            | 41.67   | 6.25       | 18.75               | 12.5         | 0               |
| 27    | Overall, I am satisfied with the school.   | 48             | 20.83            | 41.67   | 10.42      | 16.67               | 10.42        | 0               |

04 Your experience by percentage chart (sharing)

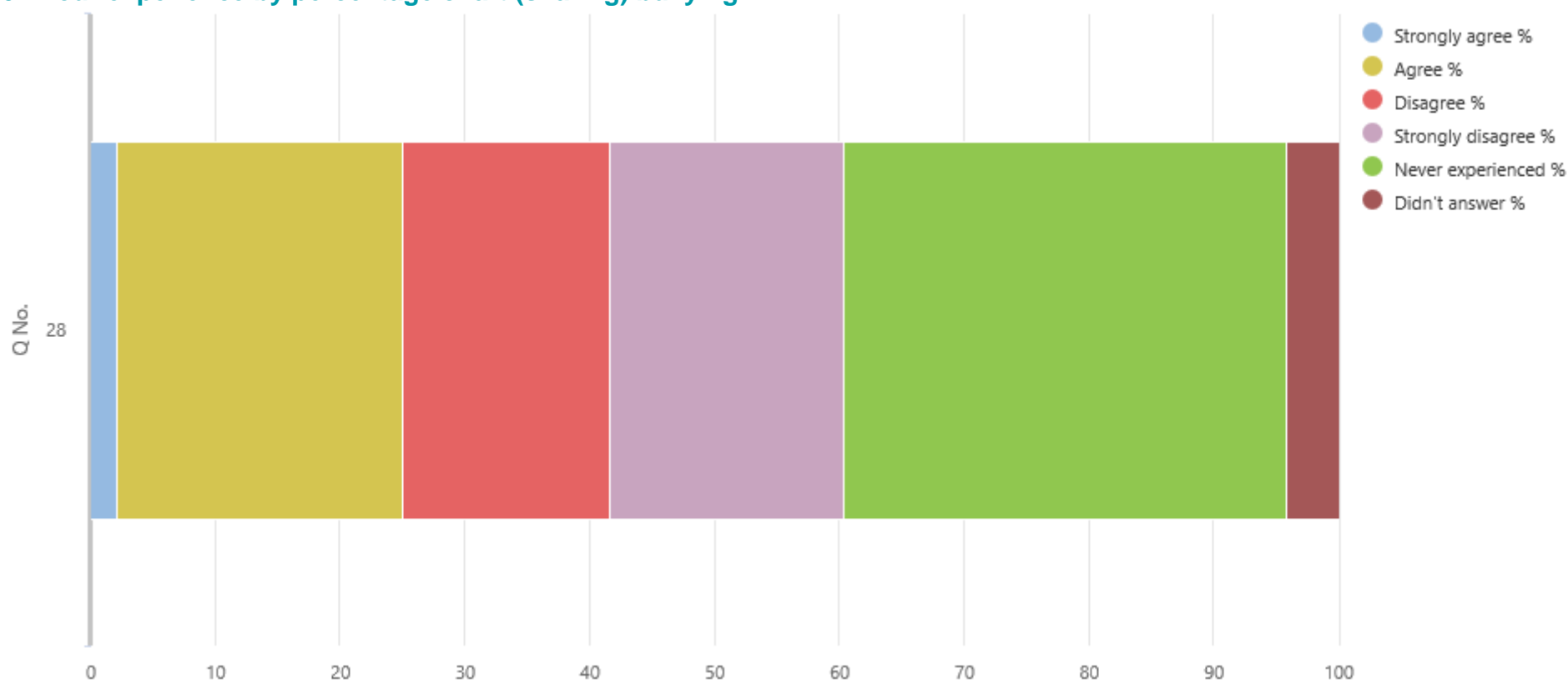




04 Your experience by percentage (sharing) bullying

| Q No. | Question                                 | Response Count | Strongly agree % | Agree % | Disagree % | Strongly disagree % | Never experienced % | Didn't answer % |
|-------|--|----------------|------------------|---------|------------|---------------------|---------------------|-----------------|
| 28    | The school deals well with any bullying. | 48             | 2.08             | 22.92   | 16.67      | 18.75               | 35.42               | 4.17            |

04 Your experience by percentage chart (sharing) bullying



## Questionnaire for school teachers (10)

## 10 Your experience by percentage (sharing)

| Q No. | Question  | Response Count | Strongly agree % | Agree % | Disagree % | Strongly disagree % | Don't know % | N/A % | Didn't answer % |
|-------|---|----------------|------------------|---------|------------|---------------------|--------------|-------|-----------------|
| 2     | I find it rewarding to be a member of staff at this school.   | 16             | 62.5             | 31.25   | 0          | 0                   | 6.25         | 0     | 0               |
| 3     | I feel a valued part of the school's community.   | 16             | 68.75            | 18.75   | 0          | 0                   | 12.5         | 0     | 0               |
| 4     | I am encouraged to learn and share practice with colleagues from other schools.   | 16             | 56.25            | 31.25   | 6.25       | 0                   | 6.25         | 0     | 0               |
| 5     | I am given the opportunity to learn and share practice with colleagues from other schools.                                    | 16             | 37.5             | 50      | 6.25       | 0                   | 0            | 6.25  | 0               |
| 6     | I have a clear understanding of the social, cultural and economic context of the school.                                      | 16             | 75               | 18.75   | 0          | 0                   | 6.25         | 0     | 0               |
| 7     | I feel appropriately supported by the school to undertake my role.  | 16             | 50               | 43.75   | 0          | 0                   | 6.25         | 0     | 0               |
| 8     | I am supported to engage in professional learning.  | 16             | 68.75            | 25      | 0          | 0                   | 6.25         | 0     | 0               |
| 9     | My professional learning enables me to reflect on and improve my practice.  | 16             | 68.75            | 25      | 0          | 0                   | 6.25         | 0     | 0               |
| 10    | I have regular opportunities to undertake leadership roles.   | 16             | 56.25            | 37.5    | 0          | 0                   | 6.25         | 0     | 0               |
| 11    | I have opportunities to be involved in agreeing priorities for the school.  | 16             | 43.75            | 50      | 0          | 0                   | 6.25         | 0     | 0               |
| 12    | I am actively involved in the school's ongoing self-evaluation.   | 16             | 62.5             | 31.25   | 0          | 0                   | 6.25         | 0     | 0               |
| 13    | GTCS standards are used to support professional dialogue.   | 16             | 50               | 37.5    | 0          | 0                   | 12.5         | 0     | 0               |
| 14    | I use information, including data, effectively to identify and reduce inequalities in children's and young people's outcomes. | 16             | 43.75            | 50      | 0          | 0                   | 6.25         | 0     | 0               |
| 15    | I understand how to apply the school's procedures relating to child protection and safeguarding.                              | 16             | 81.25            | 12.5    | 0          | 0                   | 6.25         | 0     | 0               |
| 16    | The school's vision and values underpins my work.   | 16             | 75               | 18.75   | 0          | 0                   | 6.25         | 0     | 0               |
| 17    | Staff treat all children and young people fairly and with respect.  | 16             | 75               | 18.75   | 0          | 0                   | 6.25         | 0     | 0               |

| Q No. | Question (cont.)  | Response Count | Strongly agree % | Agree % | Disagree % | Strongly disagree % | Don't know % | N/A % | Didn't answer % |
|-------|---|----------------|------------------|---------|------------|---------------------|--------------|-------|-----------------|
| 18    | Colleagues treat each other with respect.   | 16             | 87.5             | 6.25    | 0          | 0                   | 6.25         | 0     | 0               |
| 19    | Children and young people are encouraged and supported to treat others with respect.  | 16             | 87.5             | 6.25    | 0          | 0                   | 6.25         | 0     | 0               |
| 20    | Children and young people are well behaved.   | 16             | 43.75            | 50      | 0          | 0                   | 6.25         | 0     | 0               |
| 21    | The school deals effectively with any bullying.   | 16             | 43.75            | 43.75   | 0          | 0                   | 6.25         | 6.25  | 0               |
| 22    | I am provided with feedback when I report an incident.  | 16             | 37.5             | 50      | 0          | 0                   | 6.25         | 6.25  | 0               |
| 23    | Staff at all levels within the school communicate effectively with each other.  | 16             | 56.25            | 37.5    | 0          | 0                   | 6.25         | 0     | 0               |
| 24    | The school's arrangements for engaging parents in their child's learning are effective.   | 16             | 43.75            | 43.75   | 0          | 0                   | 12.5         | 0     | 0               |
| 25    | The school is well led and managed.   | 16             | 56.25            | 37.5    | 0          | 0                   | 6.25         | 0     | 0               |
| 26    | Collaborative working across the school is effective in taking forward improvement.   | 16             | 43.75            | 50      | 0          | 0                   | 6.25         | 0     | 0               |
| 27    | Children and young people are engaged in their learning.  | 16             | 43.75            | 50      | 0          | 0                   | 6.25         | 0     | 0               |
| 28    | I give children and young people regular feedback which helps them to progress.   | 16             | 75               | 18.75   | 0          | 0                   | 6.25         | 0     | 0               |
| 29    | Children and young people are provided with experiences which meet their learning needs.  | 16             | 50               | 43.75   | 0          | 0                   | 6.25         | 0     | 0               |
| 30    | Children and young people are involved in talking about and planning their learning.  | 16             | 43.75            | 43.75   | 0          | 0                   | 12.5         | 0     | 0               |
| 31    | Children and young people are involved in setting their learning targets.   | 16             | 31.25            | 56.25   | 0          | 0                   | 12.5         | 0     | 0               |
| 32    | Children and young people have the opportunity to lead their learning.  | 16             | 31.25            | 56.25   | 0          | 0                   | 12.5         | 0     | 0               |
| 33    | I receive appropriate support for planning, preparation and assessment.   | 16             | 43.75            | 50      | 0          | 0                   | 6.25         | 0     | 0               |
| 34    | The school has effective strategies to support children and young people with their learning, including those requiring additional support. | 16             | 31.25            | 56.25   | 0          | 0                   | 6.25         | 0     | 6.25            |
| 35    | Staff have a shared understanding of their 'responsibility of all' in literacy and numeracy and health and wellbeing.                       | 16             | 50               | 43.75   | 0          | 0                   | 6.25         | 0     | 0               |

| Q No. | Question (cont.)   | Response Count | Strongly agree % | Agree % | Disagree % | Strongly disagree % | Don't know % | N/A % | Didn't answer % |
|-------|--|----------------|------------------|---------|------------|---------------------|--------------|-------|-----------------|
| 36    | Moderation activities are helping me to make sound professional judgements.  | 16             | 37.5             | 43.75   | 0          | 0                   | 6.25         | 6.25  | 6.25            |
| 37    | I have regular opportunities to help shape the curriculum through discussions with colleagues, parents and partners. | 16             | 37.5             | 56.25   | 0          | 0                   | 6.25         | 0     | 0               |
| 38    | I am aware of and involved in the school's strategies for raising attainment for all.                                | 16             | 43.75            | 50      | 0          | 0                   | 6.25         | 0     | 0               |

10 Your experience by percentage chart (sharing)

