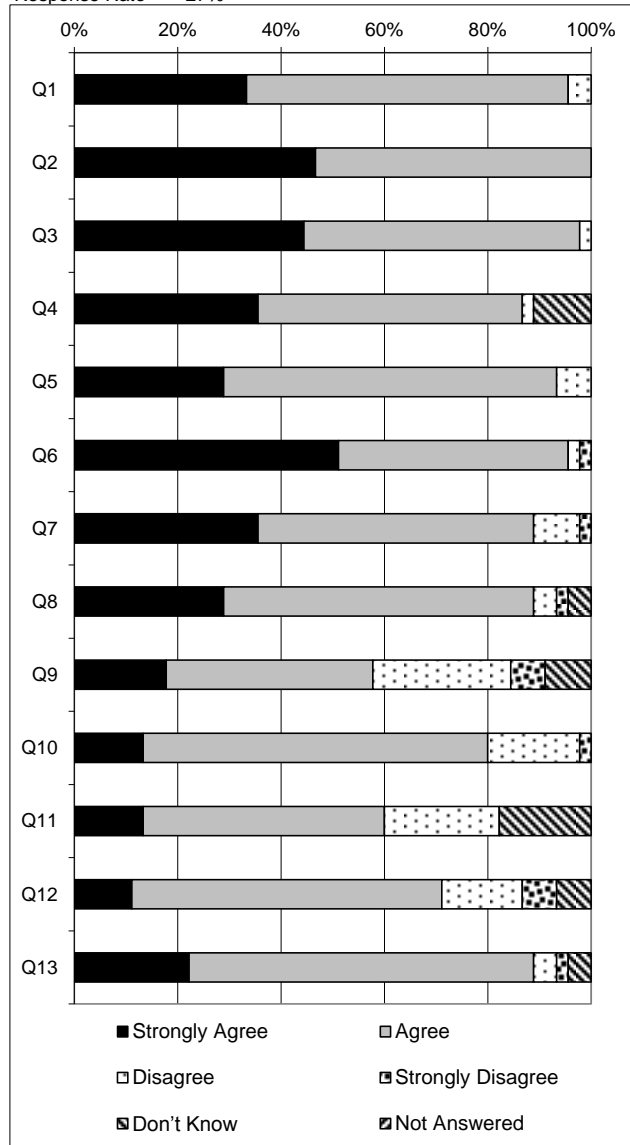


A sample of parents, children and young people, and all members of staff were invited to give their views of the school using a pre-inspection questionnaire. Their views informed the inspection process, including the nature of discussions in a number of meetings. Strengths and issues identified were explored by the inspection team, and the findings are included in the inspection report. The following information gives the statistical detail from those that returned questionnaires.

## Parent Questionnaire Summary

Centre Name Inverbrothock Primary School  
 SEED Number 5300525  
 Quest. Issued 164  
 Quest. Input 45  
 Response Rate 27%

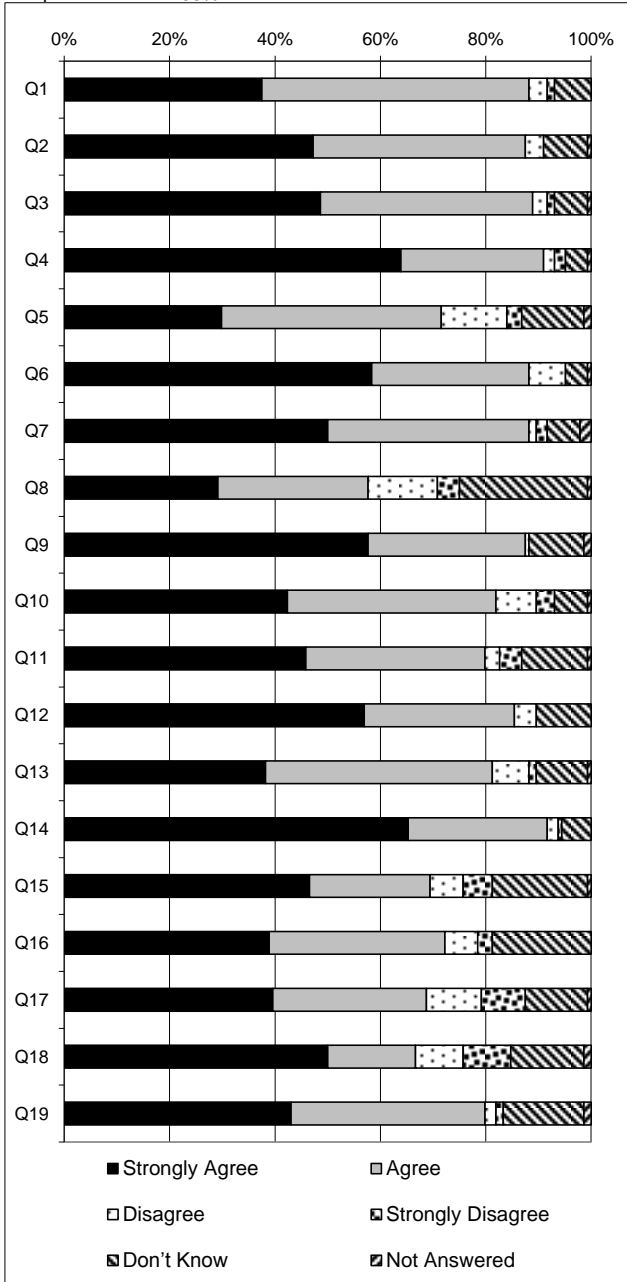


|     |  | Percentage %   |       |          |                   |            |              |                        |                              |
|-----|--|----------------|-------|----------|-------------------|------------|--------------|------------------------|------------------------------|
|     |  | Strongly Agree | Agree | Disagree | Strongly Disagree | Don't Know | Not Answered | Strongly Agree & Agree | Disagree & Strongly Disagree |
| Q1  | The school helps my child to be more confident.                                    | 33%            | 62%   | 4%       | 0%                | 0%         | 0%           | 96%                    | 4%                           |
| Q2  | My child enjoys learning at school.  | 47%            | 53%   | 0%       | 0%                | 0%         | 0%           | 100%                   | 0%                           |
| Q3  | My child's learning is progressing well.   | 44%            | 53%   | 2%       | 0%                | 0%         | 0%           | 98%                    | 2%                           |
| Q4  | My child is encouraged and stretched to work to the best of their ability.         | 36%            | 51%   | 2%       | 0%                | 11%        | 0%           | 87%                    | 2%                           |
| Q5  | The school keeps me well informed about my child's progress.                       | 29%            | 64%   | 7%       | 0%                | 0%         | 0%           | 93%                    | 7%                           |
| Q6  | My child feels safe at school.   | 51%            | 44%   | 2%       | 2%                | 0%         | 0%           | 96%                    | 4%                           |
| Q7  | My child is treated fairly at school.  | 36%            | 53%   | 9%       | 2%                | 0%         | 0%           | 89%                    | 11%                          |
| Q8  | I feel staff really know my child as an individual and support them well.          | 29%            | 60%   | 4%       | 2%                | 4%         | 0%           | 89%                    | 7%                           |
| Q9  | My child benefits from school clubs and activities provided outside the classroom. | 18%            | 40%   | 27%      | 7%                | 9%         | 0%           | 58%                    | 33%                          |
| Q10 | The school asks for my views.  | 13%            | 67%   | 18%      | 2%                | 0%         | 0%           | 80%                    | 20%                          |
| Q11 | The school takes my views into account.  | 13%            | 47%   | 22%      | 0%                | 18%        | 0%           | 60%                    | 22%                          |
| Q12 | The school is well led.  | 11%            | 60%   | 16%      | 7%                | 7%         | 0%           | 71%                    | 22%                          |
| Q13 | Overall, I am happy with the school.   | 22%            | 67%   | 4%       | 2%                | 4%         | 0%           | 89%                    | 7%                           |

**Note: Will not always sum to 100% due to rounding**

# Pupil Questionnaire Summary

Centre Name Inverbrothock Primary School  
 SEED Number 5300525  
 Quest. Issued 147  
 Quest. Input 144  
 Response Rate 98%

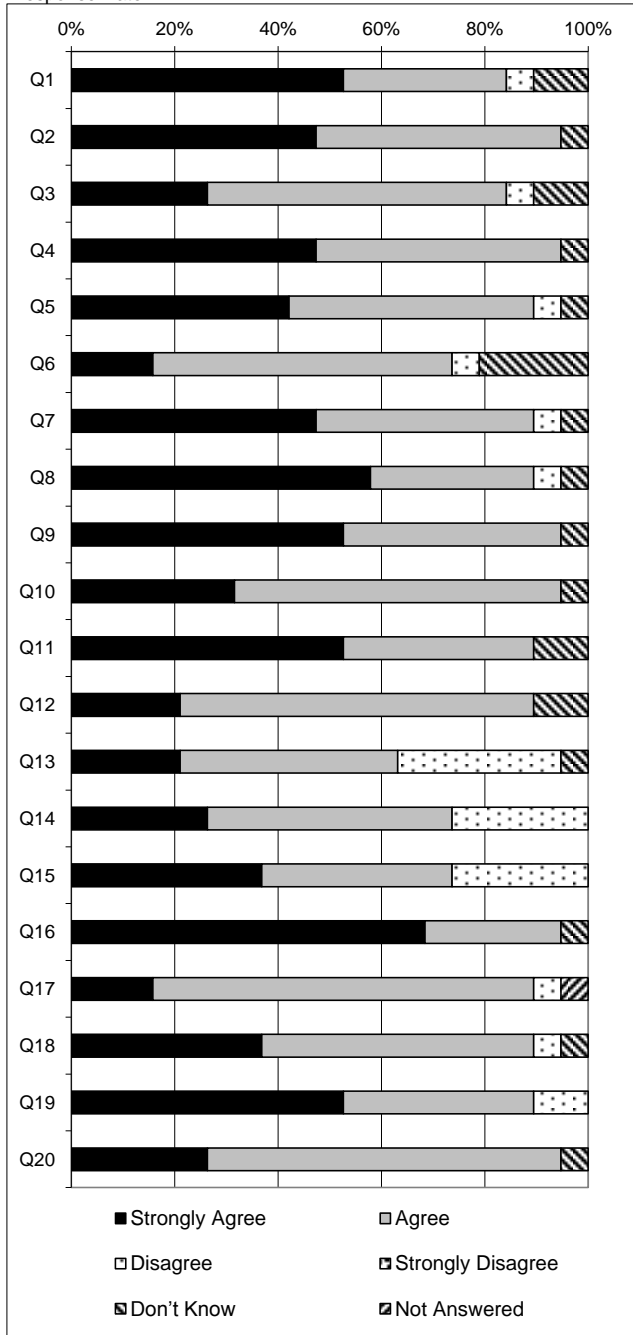


|   | Percentage %   |       |          |                   |            |              | Strongly Agree & Agree | Disagree & Strongly Disagree |
|---|----------------|-------|----------|-------------------|------------|--------------|------------------------|------------------------------|
|   | Strongly Agree | Agree | Disagree | Strongly Disagree | Don't Know | Not Answered |                        |                              |
| Q1 The school is helping me to become more confident.                                     | 38%            | 51%   | 3%       | 1%                | 7%         | 0%           | 88%                    | 5%                           |
| Q2 I enjoy learning at school.  | 47%            | 40%   | 3%       | 0%                | 8%         | 1%           | 88%                    | 3%                           |
| Q3 I am getting along well with my school work.   | 49%            | 40%   | 3%       | 1%                | 6%         | 1%           | 89%                    | 4%                           |
| Q4 Staff encourage me to do the best I can.   | 64%            | 27%   | 2%       | 2%                | 4%         | 1%           | 91%                    | 4%                           |
| Q5 Staff talk to me regularly about how to improve my learning.                           | 30%            | 42%   | 13%      | 3%                | 12%        | 1%           | 72%                    | 15%                          |
| Q6 I get help when I need it.   | 58%            | 30%   | 7%       | 0%                | 4%         | 1%           | 88%                    | 7%                           |
| Q7 Staff listen to me and pay attention to what I say.                                    | 50%            | 38%   | 1%       | 2%                | 6%         | 2%           | 88%                    | 3%                           |
| Q8 I have a say in making the way we learn in school better.                              | 29%            | 28%   | 13%      | 4%                | 24%        | 1%           | 58%                    | 17%                          |
| Q9 Staff expect me to take responsibility for my own work in class.                       | 58%            | 30%   | 1%       | 0%                | 10%        | 1%           | 88%                    | 1%                           |
| Q10 Staff and pupils treat me fairly and with respect.                                    | 42%            | 40%   | 8%       | 3%                | 6%         | 1%           | 82%                    | 11%                          |
| Q11 I feel safe and cared for in school.  | 46%            | 34%   | 3%       | 4%                | 13%        | 1%           | 80%                    | 7%                           |
| Q12 I have adults in school I can speak to if I am upset or worried about something.      | 57%            | 28%   | 4%       | 0%                | 10%        | 0%           | 85%                    | 4%                           |
| Q13 I find it easy to talk to staff and they set a good example.                          | 38%            | 43%   | 7%       | 1%                | 10%        | 1%           | 81%                    | 8%                           |
| Q14 Staff make sure that pupils behave well.  | 65%            | 26%   | 2%       | 1%                | 6%         | 0%           | 92%                    | 3%                           |
| Q15 Staff are good at dealing with bullying behaviour.                                    | 47%            | 23%   | 6%       | 6%                | 18%        | 1%           | 69%                    | 12%                          |
| Q16 The pupil council is good at getting improvements made in the school.                 | 39%            | 33%   | 6%       | 3%                | 19%        | 0%           | 72%                    | 9%                           |
| Q17 The school encourages me to make healthy-food choices.                                | 40%            | 29%   | 10%      | 8%                | 12%        | 1%           | 69%                    | 19%                          |
| Q18 I take part in out-of-class activities and school clubs.                              | 50%            | 17%   | 9%       | 9%                | 14%        | 1%           | 67%                    | 18%                          |
| Q19 I know what out-of-school activities and youth groups are available in my local area. | 43%            | 37%   | 2%       | 1%                | 15%        | 1%           | 80%                    | 3%                           |

**Note: Will not always sum to 100% due to rounding**

# Teacher Questionnaire Summary

Centre Name Inverbrothock Primary School  
 SEED Number 5300525  
 Quest. Issued 36  
 Quest. Input 19  
 Response Rate 53%



|     |   | Percentage %   |       |          |                   |            |              |                        |                              |
|-----|---|----------------|-------|----------|-------------------|------------|--------------|------------------------|------------------------------|
|     |   | Strongly Agree | Agree | Disagree | Strongly Disagree | Don't Know | Not Answered | Strongly Agree & Agree | Disagree & Strongly Disagree |
| Q1  | Staff regularly discuss how to improve achievement for all pupils at both stage and whole-school level.   | 53%            | 32%   | 5%       | 0%                | 11%        | 0%           | 84%                    | 5%                           |
| Q2  | All pupils are given activities which meet their learning needs.  | 47%            | 47%   | 0%       | 0%                | 5%         | 0%           | 95%                    | 0%                           |
| Q3  | Pupils are involved in setting learning targets.  | 26%            | 58%   | 5%       | 0%                | 11%        | 0%           | 84%                    | 5%                           |
| Q4  | Pupils are provided with regular feedback on what they need to do to improve.                             | 47%            | 47%   | 0%       | 0%                | 5%         | 0%           | 95%                    | 0%                           |
| Q5  | Pupils are provided with opportunities to evaluate their own work and that of others.                     | 42%            | 47%   | 5%       | 0%                | 5%         | 0%           | 89%                    | 5%                           |
| Q6  | Staff regularly ask for pupils' views on how their learning experiences could be improved.                | 16%            | 58%   | 5%       | 0%                | 21%        | 0%           | 74%                    | 5%                           |
| Q7  | Pupils take an active part in their learning.   | 47%            | 42%   | 5%       | 0%                | 5%         | 0%           | 89%                    | 5%                           |
| Q8  | Staff treat all pupils equally.   | 58%            | 32%   | 5%       | 0%                | 5%         | 0%           | 89%                    | 5%                           |
| Q9  | Staff and pupils respect each other.  | 53%            | 42%   | 0%       | 0%                | 5%         | 0%           | 95%                    | 0%                           |
| Q10 | The pupils are well behaved.  | 32%            | 63%   | 0%       | 0%                | 5%         | 0%           | 95%                    | 0%                           |
| Q11 | Support for pupils with additional support needs is effective.  | 53%            | 37%   | 0%       | 0%                | 11%        | 0%           | 89%                    | 0%                           |
| Q12 | Parents are fully involved in the school and their children's learning.                                   | 21%            | 68%   | 0%       | 0%                | 11%        | 0%           | 89%                    | 0%                           |
| Q13 | I have been actively involved in developing the school's vision and values.                               | 21%            | 42%   | 32%      | 0%                | 5%         | 0%           | 63%                    | 32%                          |
| Q14 | I am actively involved in setting priorities to improve the school.                                       | 26%            | 47%   | 26%      | 0%                | 0%         | 0%           | 74%                    | 26%                          |
| Q15 | I have regular opportunities to help shape the curriculum by having staff discussions and working groups. | 37%            | 37%   | 26%      | 0%                | 0%         | 0%           | 74%                    | 26%                          |
| Q16 | I am aware of the school's procedures for protecting children.  | 68%            | 26%   | 0%       | 0%                | 5%         | 0%           | 95%                    | 0%                           |
| Q17 | Leadership at all levels is effective.  | 16%            | 74%   | 5%       | 0%                | 0%         | 5%           | 89%                    | 5%                           |
| Q18 | Staff communicate effectively with each other.  | 37%            | 53%   | 5%       | 0%                | 5%         | 0%           | 89%                    | 5%                           |
| Q19 | I have good opportunities to take part in continuing professional development.                            | 53%            | 37%   | 11%      | 0%                | 0%         | 0%           | 89%                    | 11%                          |
| Q20 | Staff across the school share good practice.  | 26%            | 68%   | 0%       | 0%                | 5%         | 0%           | 95%                    | 0%                           |


Note: Will not always sum to 100% due to rounding

DISCLOSURE CONTROL APPLIED

# Non-Teaching Questionnaire Summary

Centre Name Inverbrothock Primary School  
 SEED Number 5300525  
 Quest. Issued 11  
 Quest. Input 3  
 Response Rate 27%

**Fewer than 10 responses received therefore the data has not been published.**



|     |  | Percentage %   |       |          |                   |            |              |                        |                              |
|-----|--|----------------|-------|----------|-------------------|------------|--------------|------------------------|------------------------------|
|     |  | Strongly Agree | Agree | Disagree | Strongly Disagree | Don't Know | Not Answered | Strongly Agree & Agree | Disagree & Strongly Disagree |
| Q1  | I have access to the information I need to carry out my work.              | 0%             | 0%    | 0%       | 0%                | 0%         | 0%           | 0%                     | 0%                           |
| Q2  | All staff and pupils respect each other.                                   | 0%             | 0%    | 0%       | 0%                | 0%         | 0%           | 0%                     | 0%                           |
| Q3  | Pupils are well behaved.   | 0%             | 0%    | 0%       | 0%                | 0%         | 0%           | 0%                     | 0%                           |
| Q4  | I am involved in staff discussions about how to achieve school priorities. | 0%             | 0%    | 0%       | 0%                | 0%         | 0%           | 0%                     | 0%                           |
| Q5  | I have good opportunities to be involved in making decisions.              | 0%             | 0%    | 0%       | 0%                | 0%         | 0%           | 0%                     | 0%                           |
| Q6  | Staff communicate effectively with each other.                             | 0%             | 0%    | 0%       | 0%                | 0%         | 0%           | 0%                     | 0%                           |
| Q7  | Staff treat all pupils equally.  | 0%             | 0%    | 0%       | 0%                | 0%         | 0%           | 0%                     | 0%                           |
| Q8  | Support for pupils with additional support needs is effective.             | 0%             | 0%    | 0%       | 0%                | 0%         | 0%           | 0%                     | 0%                           |
| Q9  | Parents are fully involved in the school and their children's learning.    | 0%             | 0%    | 0%       | 0%                | 0%         | 0%           | 0%                     | 0%                           |
| Q10 | I am aware of the school's procedures for protecting children.             | 0%             | 0%    | 0%       | 0%                | 0%         | 0%           | 0%                     | 0%                           |
| Q11 | Leadership at all levels is effective.                                     | 0%             | 0%    | 0%       | 0%                | 0%         | 0%           | 0%                     | 0%                           |
| Q12 | I have good opportunities to take part in training activities.             | 0%             | 0%    | 0%       | 0%                | 0%         | 0%           | 0%                     | 0%                           |

**Note: Will not always sum to 100% due to rounding**

**DISCLOSURE CONTROL APPLIED**

# Nursery Staff Questionnaire Summary

Centre Name Inverbrothock Primary School

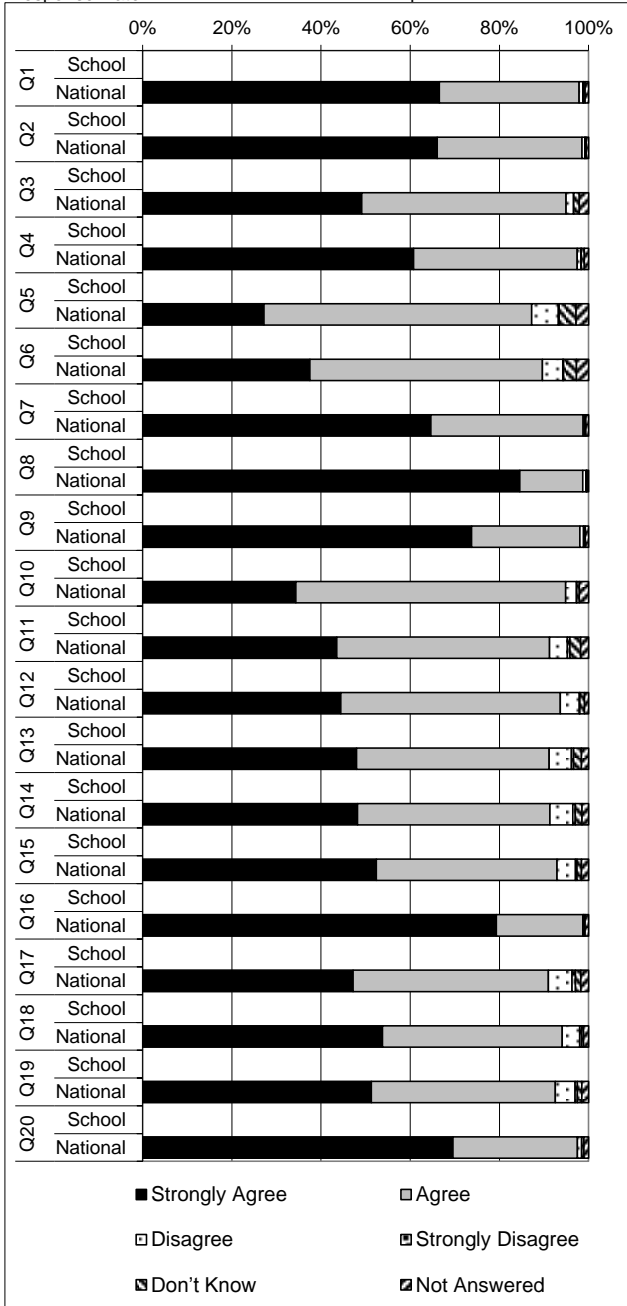
SEED Number 5300525

Quest. Issued 8

Quest. Input 5

**Fewer than 10 responses received therefore the data has not been published.**

Response Rate 63% National response 62%



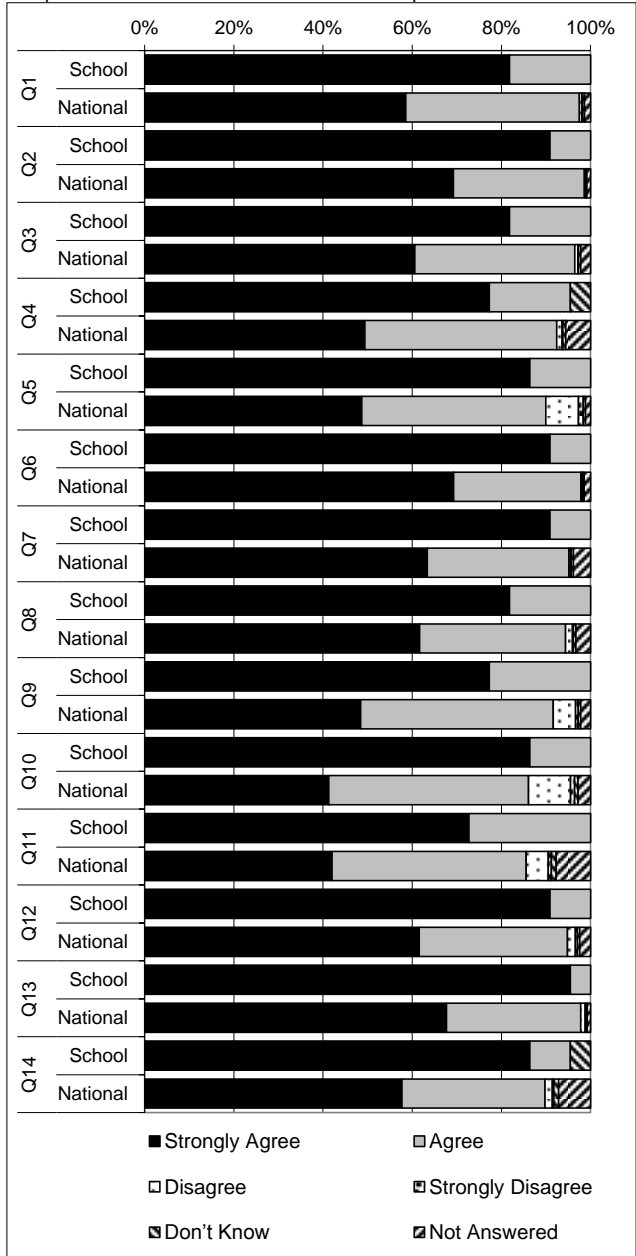
|     |   | Percentage %   |       |          |                   |            |              |                        |                              |
|-----|---|----------------|-------|----------|-------------------|------------|--------------|------------------------|------------------------------|
|     |   | Strongly Agree | Agree | Disagree | Strongly Disagree | Don't Know | Not Answered | Strongly Agree & Agree | Disagree & Strongly Disagree |
| Q1  | Staff discuss regularly how to improve the achievement of all children.   | 0%             | 0%    | 0%       | 0%                | 0%         | 0%           | 0%                     | 0%                           |
| Q2  | Staff provide activities which meet the learning needs of all children.   | 0%             | 0%    | 0%       | 0%                | 0%         | 0%           | 0%                     | 0%                           |
| Q3  | Children are involved in talking about what they will learn.  | 0%             | 0%    | 0%       | 0%                | 0%         | 0%           | 0%                     | 0%                           |
| Q4  | Staff give children regular feedback and encouragement on their learning.   | 0%             | 0%    | 0%       | 0%                | 0%         | 0%           | 0%                     | 0%                           |
| Q5  | Children have opportunities to evaluate their own and other children's work.  | 0%             | 0%    | 0%       | 0%                | 0%         | 0%           | 0%                     | 0%                           |
| Q6  | Staff regularly ask for children's views on how play activities can be improved.  | 0%             | 0%    | 0%       | 0%                | 0%         | 0%           | 0%                     | 0%                           |
| Q7  | Children are motivated and engaged in their learning.   | 0%             | 0%    | 0%       | 0%                | 0%         | 0%           | 0%                     | 0%                           |
| Q8  | Staff treat all children equally.   | 0%             | 0%    | 0%       | 0%                | 0%         | 0%           | 0%                     | 0%                           |
| Q9  | Staff and children respect each other.  | 0%             | 0%    | 0%       | 0%                | 0%         | 0%           | 0%                     | 0%                           |
| Q10 | The children are well behaved.  | 0%             | 0%    | 0%       | 0%                | 0%         | 0%           | 0%                     | 0%                           |
| Q11 | Support for children with additional support needs, including behaviour problems, is effective.   | 0%             | 0%    | 0%       | 0%                | 0%         | 0%           | 0%                     | 0%                           |
| Q12 | Parents are fully involved in the nursery and their children's learning.  | 0%             | 0%    | 0%       | 0%                | 0%         | 0%           | 0%                     | 0%                           |
| Q13 | I have been actively involved in developing the nursery's vision and values.  | 0%             | 0%    | 0%       | 0%                | 0%         | 0%           | 0%                     | 0%                           |
| Q14 | I am actively involved in setting priorities for improving the nursery.   | 0%             | 0%    | 0%       | 0%                | 0%         | 0%           | 0%                     | 0%                           |
| Q15 | I have regular opportunities to help shape the curriculum and children's experiences by having discussions with staff and working groups. | 0%             | 0%    | 0%       | 0%                | 0%         | 0%           | 0%                     | 0%                           |
| Q16 | I am aware of the nursery's procedures relating to child protection.  | 0%             | 0%    | 0%       | 0%                | 0%         | 0%           | 0%                     | 0%                           |
| Q17 | Leadership at all levels is effective.  | 0%             | 0%    | 0%       | 0%                | 0%         | 0%           | 0%                     | 0%                           |
| Q18 | Staff communicate effectively with each other.  | 0%             | 0%    | 0%       | 0%                | 0%         | 0%           | 0%                     | 0%                           |
| Q19 | I have good opportunities to take part in continuing professional development.  | 0%             | 0%    | 0%       | 0%                | 0%         | 0%           | 0%                     | 0%                           |
| Q20 | Staff across the nursery share good practice.   | 0%             | 0%    | 0%       | 0%                | 0%         | 0%           | 0%                     | 0%                           |

**Note: Will not always sum to 100% due to rounding**

**DISCLOSURE CONTROL APPLIED**

# Nursery Parent Questionnaire Summary

Centre Name Inverbrothock Primary School  
 SEED Number 5300525  
 Quest. Issued 54  
 Quest. Input 22  
 Response Rate 41% National response 36%



|   | Percentage %   |       |          |                   |            |              | Strongly Agree & Agree | Disagree & Strongly Disagree |
|---|----------------|-------|----------|-------------------|------------|--------------|------------------------|------------------------------|
|   | Strongly Agree | Agree | Disagree | Strongly Disagree | Don't Know | Not Answered |                        |                              |
| Q1 The nursery helps my child to be more confident.   | 82%            | 18%   | 0%       | 0%                | 0%         | 0%           | 100%                   | 0%                           |
| Q2 My child enjoys the learning experiences at the nursery.   | 91%            | 9%    | 0%       | 0%                | 0%         | 0%           | 100%                   | 0%                           |
| Q3 My child's learning is progressing well.   | 82%            | 18%   | 0%       | 0%                | 0%         | 0%           | 100%                   | 0%                           |
| Q4 My child finds most learning activities stimulating and challenging.   | 77%            | 18%   | 0%       | 0%                | 5%         | 0%           | 95%                    | 0%                           |
| Q5 The nursery keeps me well informed about my child's progress.  | 86%            | 14%   | 0%       | 0%                | 0%         | 0%           | 100%                   | 0%                           |
| Q6 My child feels safe in the nursery.  | 91%            | 9%    | 0%       | 0%                | 0%         | 0%           | 100%                   | 0%                           |
| Q7 My child is treated fairly in the nursery.   | 91%            | 9%    | 0%       | 0%                | 0%         | 0%           | 100%                   | 0%                           |
| Q8 I feel staff really know my child as an individual and support him or her well.                              | 82%            | 18%   | 0%       | 0%                | 0%         | 0%           | 100%                   | 0%                           |
| Q9 Staff work in partnership with me to care for and educate my child.  | 77%            | 23%   | 0%       | 0%                | 0%         | 0%           | 100%                   | 0%                           |
| Q10 The nursery asks for my views.  | 86%            | 14%   | 0%       | 0%                | 0%         | 0%           | 100%                   | 0%                           |
| Q11 The nursery takes my views into account.  | 73%            | 27%   | 0%       | 0%                | 0%         | 0%           | 100%                   | 0%                           |
| Q12 The nursery is well led.  | 91%            | 9%    | 0%       | 0%                | 0%         | 0%           | 100%                   | 0%                           |
| Q13 Overall, I am happy with the care and education my child gets in the nursery.                               | 95%            | 5%    | 0%       | 0%                | 0%         | 0%           | 100%                   | 0%                           |
| Q14 The nursery has good arrangements for children starting nursery, moving between stages and starting school. | 86%            | 9%    | 0%       | 0%                | 5%         | 0%           | 95%                    | 0%                           |

**Note: Will not always sum to 100% due to rounding**