

Strathmiglo Primary School and Nursery Class

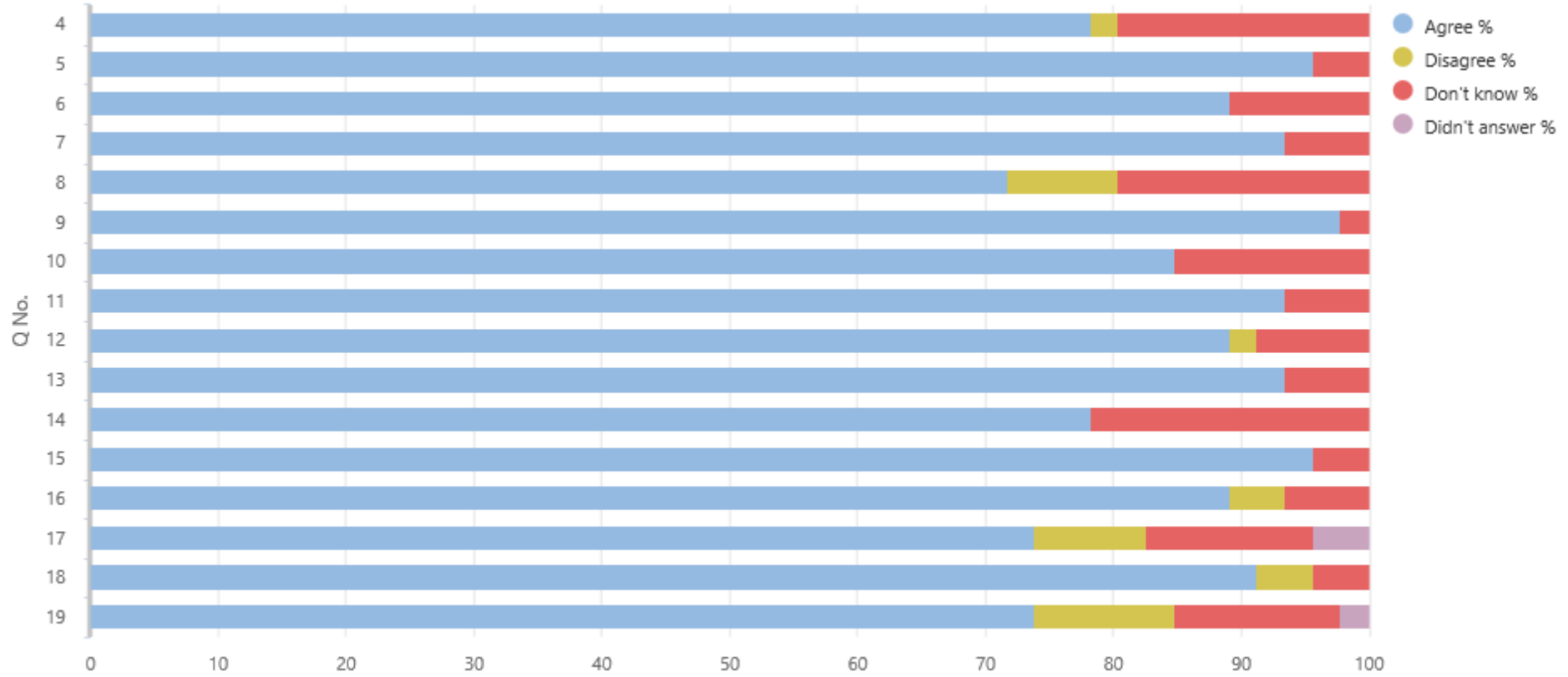
Pre-inspection questionnaire summary report
Inspection week: 4 November 2019

Questionnaire for children in primary stages (01)

01 Your experience by percentage (sharing)

Q No.	Question	Response Count	Agree %	Disagree %	Don't know %	Didn't answer %
4	I feel safe when I am at school.	46	78.26	2.17	19.57	0
5	My school helps me to feel safe.	46	95.65	0	4.35	0
6	I have someone in my school I can speak to if I am upset or worried about something.	46	89.13	0	10.87	0
7	Staff treat me fairly and with respect.	46	93.48	0	6.52	0
8	Other children treat me fairly and with respect.	46	71.74	8.7	19.57	0
9	My school helps me to understand and respect other people.	46	97.83	0	2.17	0
10	My school is helping me to become confident.	46	84.78	0	15.22	0
11	My school teaches me how to lead a healthy lifestyle.	46	93.48	0	6.52	0
12	There are lots of chances at my school for me to get regular exercise.	46	89.13	2.17	8.7	0
13	My school offers me the opportunity to take part in activities in school beyond the classroom and timetabled day.	46	93.48	0	6.52	0
14	I have the opportunity to discuss my achievements outwith school with an adult in school who knows me well.	46	78.26	0	21.74	0
15	My school listens to my views.	46	95.65	0	4.35	0
16	My school takes my views into account.	46	89.13	4.35	6.52	0
17	I feel comfortable approaching staff with questions or suggestions.	46	73.91	8.7	13.04	4.35
18	Staff help me to understand how I am progressing in my school work.	46	91.3	4.35	4.35	0
19	My homework helps me to understand and improve my work in school.	46	73.91	10.87	13.04	2.17

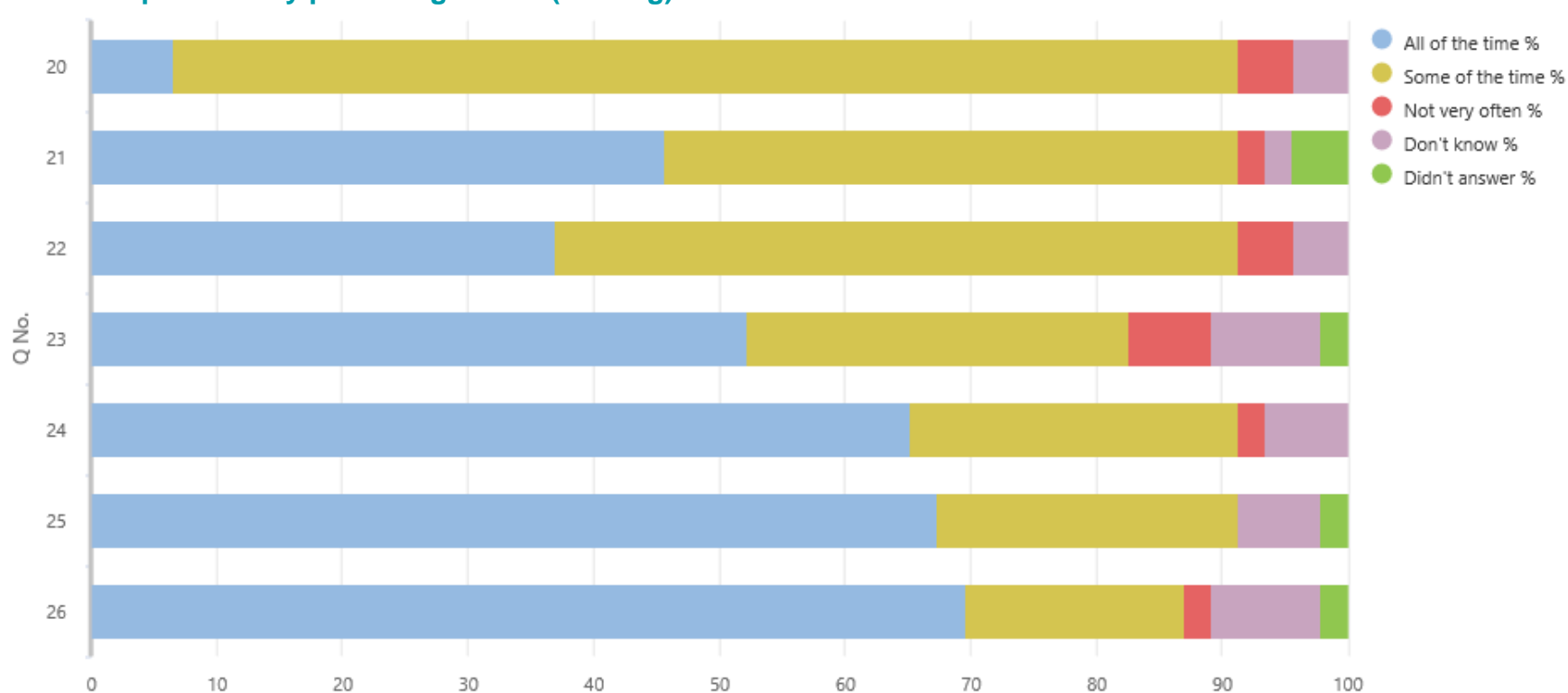
01 Your experience by percentage chart (sharing)



01 Your experience by percentage 2 (sharing)

Q No.	Question	Response Count	All of the time %	Some of the time %	Not very often %	Don't know %	Didn't answer %
20	Other children behave well.	46	6.52	84.78	4.35	4.35	0
21	My teachers ask me about what things I want to learn in school.	46	45.65	45.65	2.17	2.17	4.35
22	I enjoy learning at school.	46	36.96	54.35	4.35	4.35	0
23	I feel that my work in school is hard enough.	46	52.17	30.43	6.52	8.7	2.17
24	I know who to ask to get help if I find my work too hard.	46	65.22	26.09	2.17	6.52	0
25	I am encouraged by staff to do the best I can.	46	67.39	23.91	0	6.52	2.17
26	I am happy with the quality of teaching in my school.	46	69.57	17.39	2.17	8.7	2.17

01 Your experience by percentage chart (sharing)



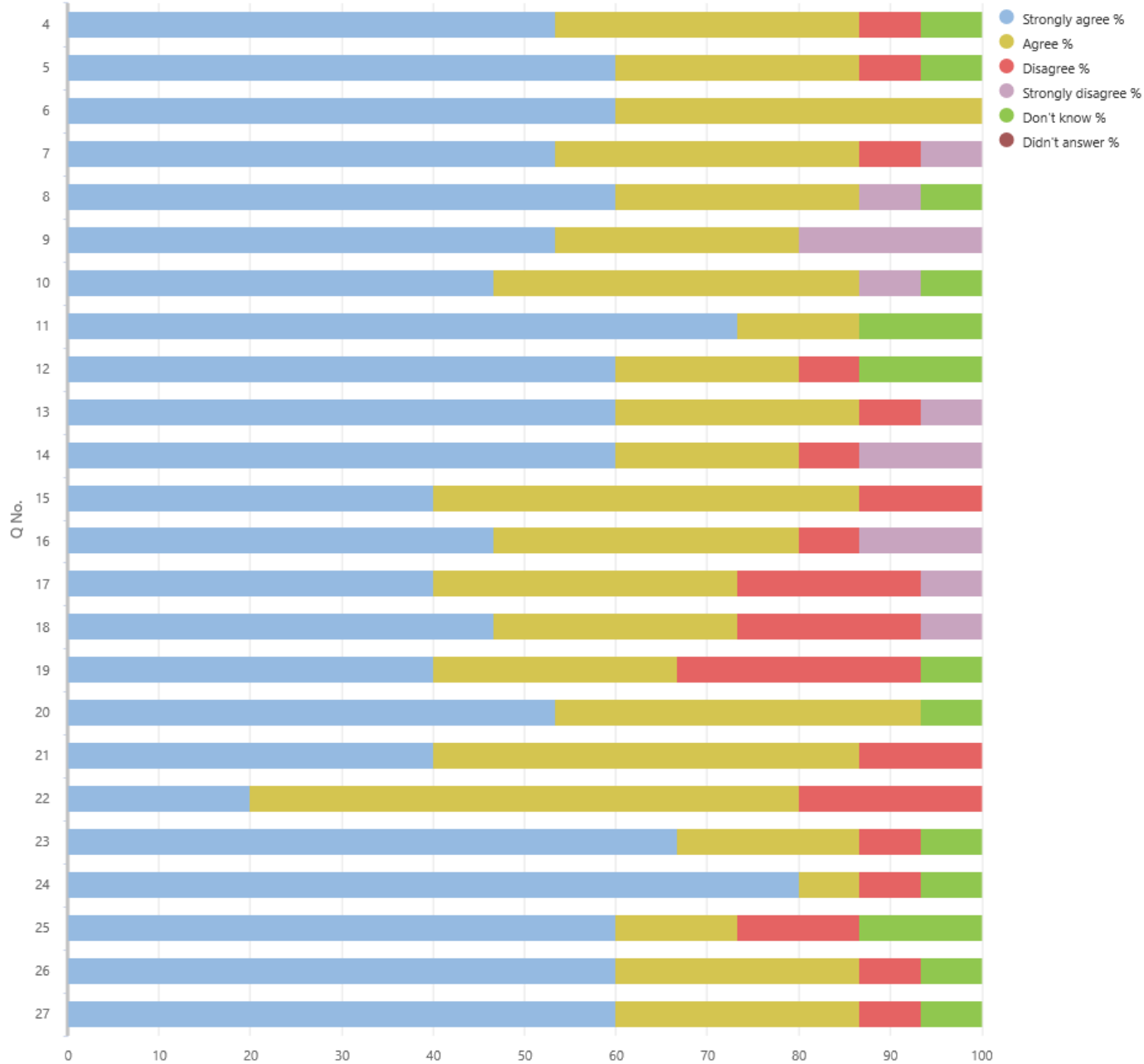
Questionnaire for parents/carers of children in primary stages (04)

04 Your experience by percentage (sharing)

Q No.	Question	Response Count	Strongly agree %	Agree %	Disagree %	Strongly disagree %	Don't know %	Didn't answer %
4	My child likes being at this school.	15	53.33	33.33	6.67	0	6.67	0
5	Staff treat my child fairly and with respect.	15	60	26.67	6.67	0	6.67	0
6	I feel that my child is safe at the school.	15	60	40	0	0	0	0
7	The school helps my child to feel confident.	15	53.33	33.33	6.67	6.67	0	0
8	I feel staff really know my child as an individual.	15	60	26.67	0	6.67	6.67	0
9	My child finds their learning activities hard enough.	15	53.33	26.67	0	20	0	0
10	My child receives the help he/she needs to do well.	15	46.67	40	0	6.67	6.67	0
11	My child is encouraged by the school to be healthy and take regular exercise.	15	73.33	13.33	0	0	13.33	0
12	The school supports my child's emotional wellbeing.	15	60	20	6.67	0	13.33	0
13	My child is making good progress at the school.	15	60	26.67	6.67	6.67	0	0
14	I receive helpful, regular feedback about how my child is learning and developing e.g. informal feedback, reports and learning profiles.	15	60	20	6.67	13.33	0	0
15	The information I receive about how my child is doing reaches me at the right time.	15	40	46.67	13.33	0	0	0
16	I understand how my child's progress is assessed.	15	46.67	33.33	6.67	13.33	0	0
17	The school gives me advice on how to support my child's learning at home.	15	40	33.33	20	6.67	0	0
18	The school organises activities where my child and I can learn together.	15	46.67	26.67	20	6.67	0	0
19	The school takes my views into account when making changes.	15	40	26.67	26.67	0	6.67	0
20	I feel comfortable approaching the school with questions, suggestions and/or a problem.	15	53.33	40	0	0	6.67	0
21	I feel encouraged to be involved in the work of the Parent Council and/or parent association.	15	40	46.67	13.33	0	0	0

Q No.	Question (cont.)	Response Count	Strongly agree %	Agree %	Disagree %	Strongly disagree %	Don't know %	Didn't answer %
22	I am kept informed about the work of the Parent Council and/or parent association.	15	20	60	20	0	0	0
23	I am satisfied with the quality of teaching in the school.	15	66.67	20	6.67	0	6.67	0
24	The school is well led and managed.	15	80	6.67	6.67	0	6.67	0
25	The school encourages children to treat others with respect.	15	60	13.33	13.33	0	13.33	0
26	I would recommend the school to other parents.	15	60	26.67	6.67	0	6.67	0
27	Overall, I am satisfied with the school.	15	60	26.67	6.67	0	6.67	0

04 Your experience by percentage chart (sharing)



04 Your experience by percentage (sharing) bullying

Q No.	Question	Response Count	Strongly agree %	Agree %	Disagree %	Strongly disagree %	Never experienced %	Didn't answer %
28	The school deals well with any bullying.	15	33.33	33.33	6.67	6.67	20	0

04 Your experience by percentage chart (sharing) bullying

