

Quality indicators help schools, education authorities and inspectors to judge what is good and what needs to be improved in the work of the school. You can find these quality indicators in the publication *How good is our school?*¹. Quality indicators for the nursery class can be found in the publication *Child at the Centre*². Following the inspection of each school, the Scottish Government gathers evaluations of three important quality indicators to keep track of how well all Scottish schools are doing.

Here are the evaluations for Onthank Primary School.

Improvements in performance	good
Learners' experiences	good
Meeting learning needs	good

Nursery class

Improvements in performance	satisfactory
Children's experiences	satisfactory
Meeting learning needs	satisfactory

We also evaluated the following aspects of the work of the school and nursery class.

The curriculum	satisfactory
Improvement through self-evaluation	satisfactory

A copy of the full letter is available on the Education Scotland website at <http://www.educationscotland.gov.uk/inspectionandreview/reports/school/primsec/OnthankPrimarySchoolEastAyrshire.asp>

¹ *How good is our school? The Journey to Excellence: part 3*, HM Inspectorate of Education, 2007, http://www.educationscotland.gov.uk/Images/HowgoodisourschoolJtEpart3_tcm4-684258.pdf

² *The Child at the Centre (2), Self-Evaluation in the early years*, HM Inspectorate of Education, 2007, http://www.educationscotland.gov.uk/inspectionandreview/Images/catcseey_tcm4-712692.pdf

Please note that the term 'adequate' in these documents has been replaced with 'satisfactory'.

Bidh comharran càileachd a' cuideachadh sgoiltean, ùghdarrasan foghlaim agus luchd-sgrùdaidh breith a thoirt air dè a tha math agus dè a dh'fheumas a bhith air a leasachadh ann an obair na sgoile. Gheibh sibh na comharran càileachd sin san leabhran foillsichte *Dè cho math 's a tha an sgoil againn?*¹. Gheibh sibh na comharran càileachd airson a' chlas-àraich san leabhran foillsichte *An Leanabh sa Mheadhan*². An dèidh dhuinn sgrùdadh a dhèanamh air gach sgoil, bidh Riaghaltas na h-Alba a' cruinneachadh mheasaidhean de thrì comharran càileachd cudromach gus lorg a chumail air dè cho math 's a tha gach sgoil ann an Alba a' dèanamh.

Seo na measaidhean airson Onthank Primary School

Leasachaidhean ann an coileanadh	math
Eòlas an luchd-ionnsachaidh	math
A' coinneachadh ri feumalachdan ionnsachaidh	math

An clas-àraich

Leasachaidhean ann an coileanadh	riarachail
Eòlas na cloinne	riarachail
A' coinneachadh ri feumalachdan ionnsachaidh	riarachail

Rinn sinn measadh cuideachd air na taobhan a leanas de dh'obair na sgoile agus an clas-àraich.

An curraicealam	riarachail
Leasachadh tro fhèin-mheasadh	riarachail

Gheibhear lethbhreac den litir air fad air làrach-lìn Foghlam Alba aig <http://www.educationscotland.gov.uk/inspectionandreview/reports/school/primsec/OnthankPrimarySchoolEastAyrshire.asp>

¹ *Dè cho math 's a tha an sgoil againn, An t-slighe gu Sàr-mhathais: Earrann 3, Luchd-sgrùdaidh na Banrigh airson Foghlam, 2007,*

http://www.educationscotland.gov.uk/Images/HowgoodisourschoolJtEpart3_tcm4-684258.pdf

² *An Leanabh sa Mheadhan, Fèin-mheasadh sna tràth bhliadhnaichean, Luchd-sgrùdaidh na Banrigh airson Foghlam, 2007,*

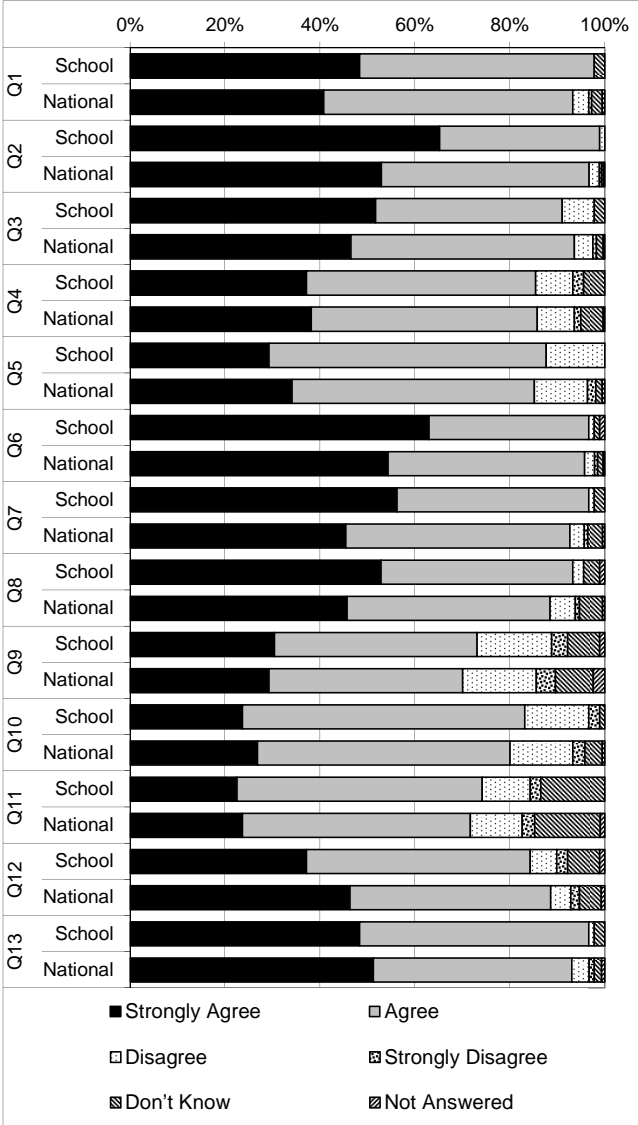
http://www.educationscotland.gov.uk/inspectionandreview/Images/catcseey_tcm4-712692.pdf

Mothaichibh gu bheil am briathar 'iomchaidh' san sgrìobhainn air atharrachadh gu 'riarachail'.

A sample of parents, children and young people, and all members of staff were invited to give their views of the school using a pre-inspection questionnaire. Their views informed the inspection process, including the nature of discussions in a number of meetings. Strengths and issues identified were explored by the inspection team, and the findings are included in the inspection report. The following information gives the statistical detail from those that returned questionnaires.

Parent Questionnaire Summary

Centre Name Onthank Primary School
 SEED Number 8222525
 Quest. Issued 255
 Quest. Input 89
 Response Rate 35% National response 39%

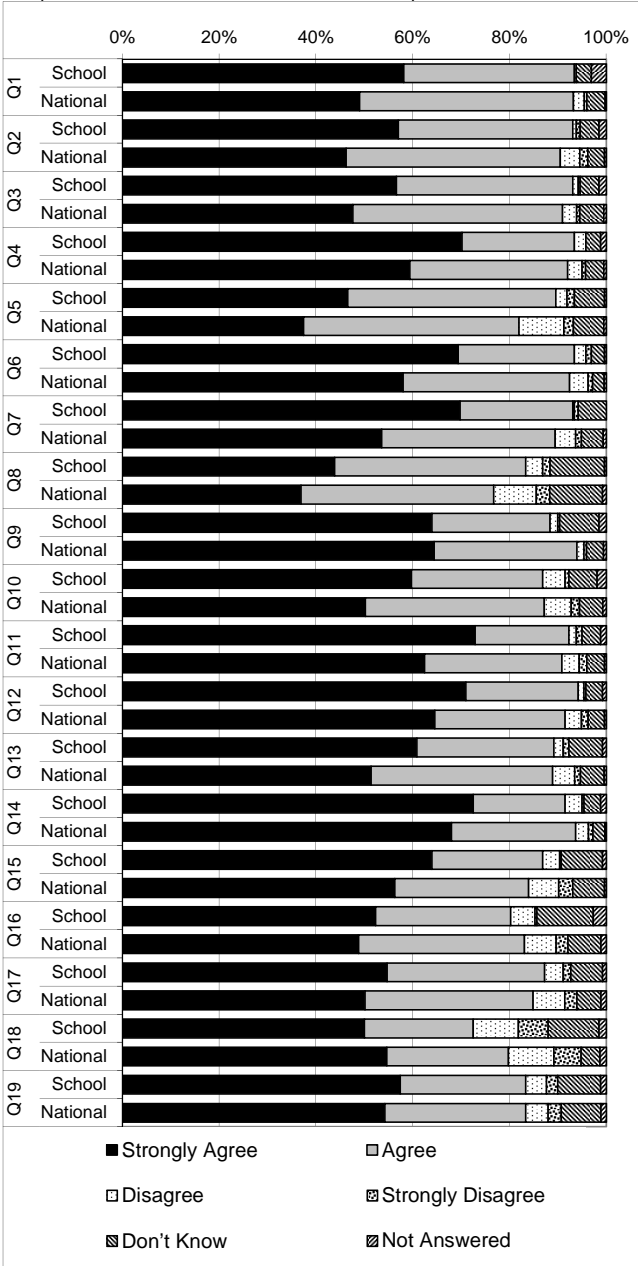


		Percentage %							
		Strongly Agree	Agree	Disagree	Strongly Disagree	Don't Know	Not Answered	Strongly Agree & Agree	Disagree & Strongly Disagree
Q1	The school helps my child to be more confident.	48%	49%	0%	0%	2%	0%	98%	0%
Q2	My child enjoys learning at school.	65%	34%	1%	0%	0%	0%	99%	1%
Q3	My child's learning is progressing well.	52%	39%	7%	0%	2%	0%	91%	7%
Q4	My child is encouraged and stretched to work to the best of their ability.	37%	48%	8%	2%	4%	0%	85%	10%
Q5	The school keeps me well informed about my child's progress.	29%	58%	12%	0%	0%	0%	88%	12%
Q6	My child feels safe at school.	63%	34%	1%	0%	1%	1%	97%	1%
Q7	My child is treated fairly at school.	56%	40%	1%	0%	2%	0%	97%	1%
Q8	I feel staff really know my child as an individual and support them well.	53%	40%	2%	0%	3%	1%	93%	2%
Q9	My child benefits from school clubs and activities provided outside the classroom.	30%	43%	16%	3%	7%	1%	73%	19%
Q10	The school asks for my views.	24%	60%	13%	2%	1%	0%	83%	16%
Q11	The school takes my views into account.	22%	52%	10%	2%	13%	0%	74%	12%
Q12	The school is well led.	37%	47%	6%	2%	7%	1%	84%	8%
Q13	Overall, I am happy with the school.	48%	48%	1%	0%	2%	0%	97%	1%

Note: Will not always sum to 100% due to rounding

Pupil Questionnaire Summary

Centre Name Onthank Primary School
 SEED Number 8222525
 Quest. Issued 258
 Quest. Input 258
 Response Rate 100% National response 92%

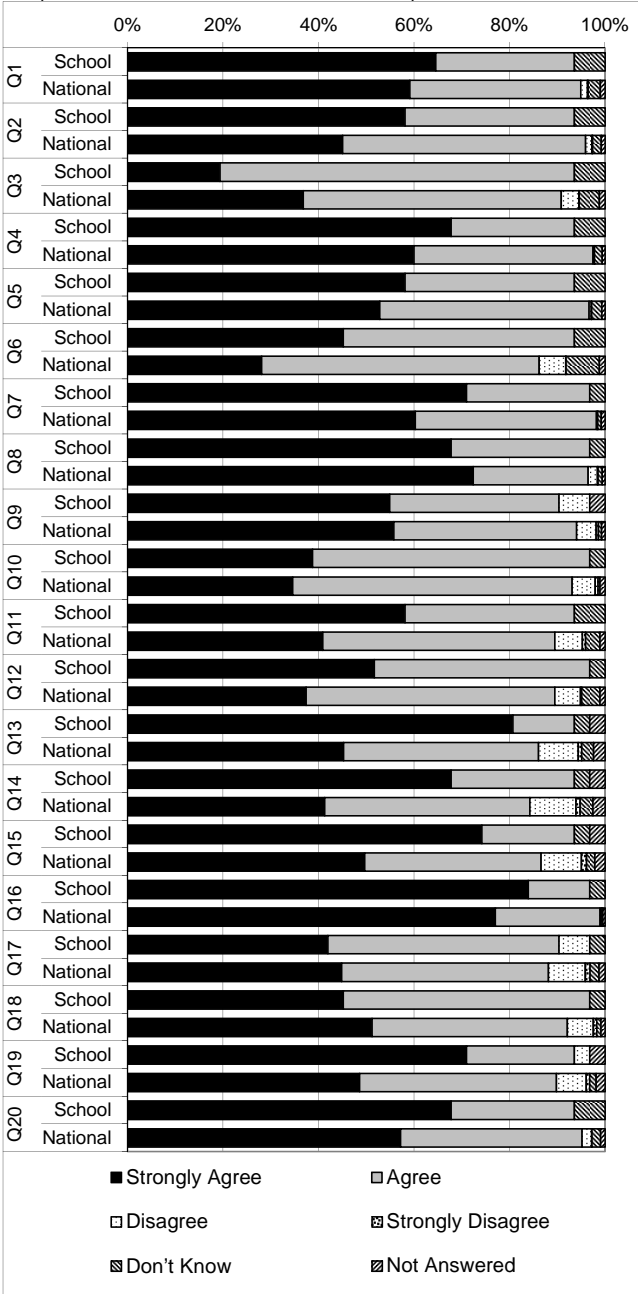


		Percentage %							
		Strongly Agree	Agree	Disagree	Strongly Disagree	Don't Know	Not Answered	Strongly Agree & Agree	Disagree & Strongly Disagree
Q1	School	58%	35%	0%	0%	3%	3%	93%	0%
	National	57%	36%	1%	1%	4%	2%	93%	2%
Q2	School	57%	36%	1%	0%	4%	2%	93%	2%
	National	70%	23%	2%	0%	3%	1%	93%	2%
Q3	School	47%	43%	2%	2%	6%	0%	90%	4%
	National	69%	24%	2%	1%	3%	0%	93%	3%
Q4	School	70%	23%	0%	1%	6%	0%	93%	1%
	National	44%	40%	3%	2%	11%	0%	83%	5%
Q5	School	64%	24%	2%	0%	8%	2%	88%	2%
	National	60%	27%	5%	1%	6%	2%	87%	5%
Q6	School	73%	19%	2%	1%	4%	1%	92%	3%
	National	71%	23%	1%	0%	3%	1%	94%	2%
Q7	School	61%	28%	2%	1%	7%	1%	89%	3%
	National	72%	19%	3%	0%	3%	1%	91%	4%
Q8	School	64%	23%	3%	0%	3%	1%	87%	4%
	National	52%	28%	5%	0%	12%	3%	80%	5%
Q9	School	55%	33%	4%	2%	7%	1%	87%	5%
	National	50%	22%	9%	6%	10%	2%	72%	16%
Q10	School	57%	26%	4%	2%	9%	1%	83%	7%
	National								
Q11	School								
	National								
Q12	School								
	National								
Q13	School								
	National								
Q14	School								
	National								
Q15	School								
	National								
Q16	School								
	National								
Q17	School								
	National								
Q18	School								
	National								
Q19	School								
	National								

Note: Will not always sum to 100% due to rounding

Teacher Questionnaire Summary

Centre Name Onthank Primary School
 SEED Number 8222525
 Quest. Issued 35
 Quest. Input 31
 Response Rate 89% National response 74%



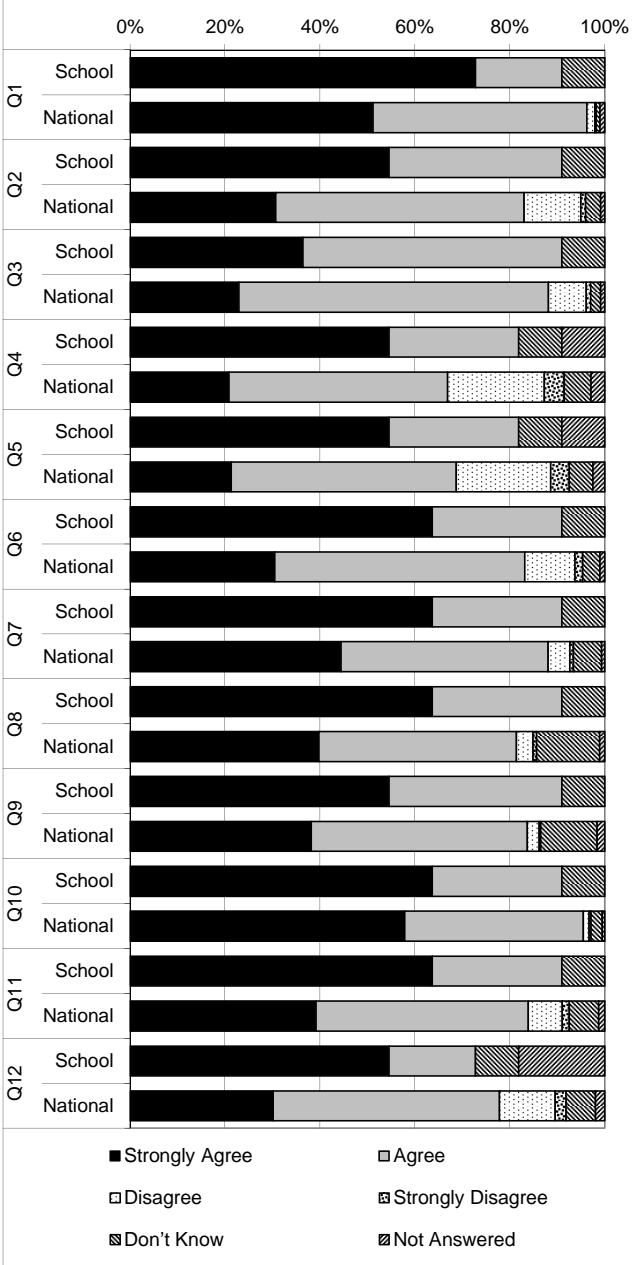
		Percentage %							
		Strongly Agree	Agree	Disagree	Strongly Disagree	Don't Know	Not Answered	Strongly Agree & Agree	Disagree & Strongly Disagree
Q1	School	65%	29%	0%	0%	6%	0%	94%	0%
	National	65%	29%	0%	0%	6%	0%	94%	0%
Q2	School	58%	35%	0%	0%	6%	0%	94%	0%
	National	58%	35%	0%	0%	6%	0%	94%	0%
Q3	School	19%	74%	0%	0%	6%	0%	94%	0%
	National	19%	74%	0%	0%	6%	0%	94%	0%
Q4	School	68%	26%	0%	0%	6%	0%	94%	0%
	National	68%	26%	0%	0%	6%	0%	94%	0%
Q5	School	58%	35%	0%	0%	6%	0%	94%	0%
	National	58%	35%	0%	0%	6%	0%	94%	0%
Q6	School	45%	48%	0%	0%	6%	0%	94%	0%
	National	45%	48%	0%	0%	6%	0%	94%	0%
Q7	School	71%	26%	0%	0%	3%	0%	97%	0%
	National	71%	26%	0%	0%	3%	0%	97%	0%
Q8	School	68%	29%	0%	0%	3%	0%	97%	0%
	National	68%	29%	0%	0%	3%	0%	97%	0%
Q9	School	55%	35%	6%	0%	0%	3%	90%	6%
	National	55%	35%	6%	0%	0%	3%	90%	6%
Q10	School	39%	58%	0%	0%	3%	0%	97%	0%
	National	39%	58%	0%	0%	3%	0%	97%	0%
Q11	School	58%	35%	0%	0%	6%	0%	94%	0%
	National	58%	35%	0%	0%	6%	0%	94%	0%
Q12	School	52%	45%	0%	0%	3%	0%	97%	0%
	National	52%	45%	0%	0%	3%	0%	97%	0%
Q13	School	81%	13%	0%	0%	3%	3%	94%	0%
	National	81%	13%	0%	0%	3%	3%	94%	0%
Q14	School	68%	26%	0%	0%	3%	3%	94%	0%
	National	68%	26%	0%	0%	3%	3%	94%	0%
Q15	School	74%	19%	0%	0%	3%	3%	94%	0%
	National	74%	19%	0%	0%	3%	3%	94%	0%
Q16	School	84%	13%	0%	0%	3%	0%	97%	0%
	National	84%	13%	0%	0%	3%	0%	97%	0%
Q17	School	42%	48%	6%	0%	3%	0%	90%	6%
	National	42%	48%	6%	0%	3%	0%	90%	6%
Q18	School	45%	52%	0%	0%	3%	0%	97%	0%
	National	45%	52%	0%	0%	3%	0%	97%	0%
Q19	School	71%	23%	3%	0%	0%	3%	94%	3%
	National	71%	23%	3%	0%	0%	3%	94%	3%
Q20	School	68%	26%	0%	0%	6%	0%	94%	0%
	National	68%	26%	0%	0%	6%	0%	94%	0%

Note: Will not always sum to 100% due to rounding

DISCLOSURE CONTROL APPLIED

Non-Teaching Questionnaire Summary

Centre Name Onthank Primary School
 SEED Number 8222525
 Quest. Issued 25
 Quest. Input 11
 Response Rate 44% National response 66%



		Percentage %							
		Strongly Agree	Agree	Disagree	Strongly Disagree	Don't Know	Not Answered	Strongly Agree & Agree	Disagree & Strongly Disagree
Q1	I have access to the information I need to carry out my work.	73%	18%	0%	0%	9%	0%	91%	0%
Q2	All staff and pupils respect each other.	55%	36%	0%	0%	9%	0%	91%	0%
Q3	Pupils are well behaved.	36%	55%	0%	0%	9%	0%	91%	0%
Q4	I am involved in staff discussions about how to achieve school priorities.	55%	27%	0%	0%	9%	9%	82%	0%
Q5	I have good opportunities to be involved in making decisions.	55%	27%	0%	0%	9%	9%	82%	0%
Q6	Staff communicate effectively with each other.	64%	27%	0%	0%	9%	0%	91%	0%
Q7	Staff treat all pupils equally.	64%	27%	0%	0%	9%	0%	91%	0%
Q8	Support for pupils with additional support needs is effective.	64%	27%	0%	0%	9%	0%	91%	0%
Q9	Parents are fully involved in the school and their children's learning.	55%	36%	0%	0%	9%	0%	91%	0%
Q10	I am aware of the school's procedures for protecting children.	64%	27%	0%	0%	9%	0%	91%	0%
Q11	Leadership at all levels is effective.	64%	27%	0%	0%	9%	0%	91%	0%
Q12	I have good opportunities to take part in training activities.	55%	18%	0%	0%	9%	18%	73%	0%

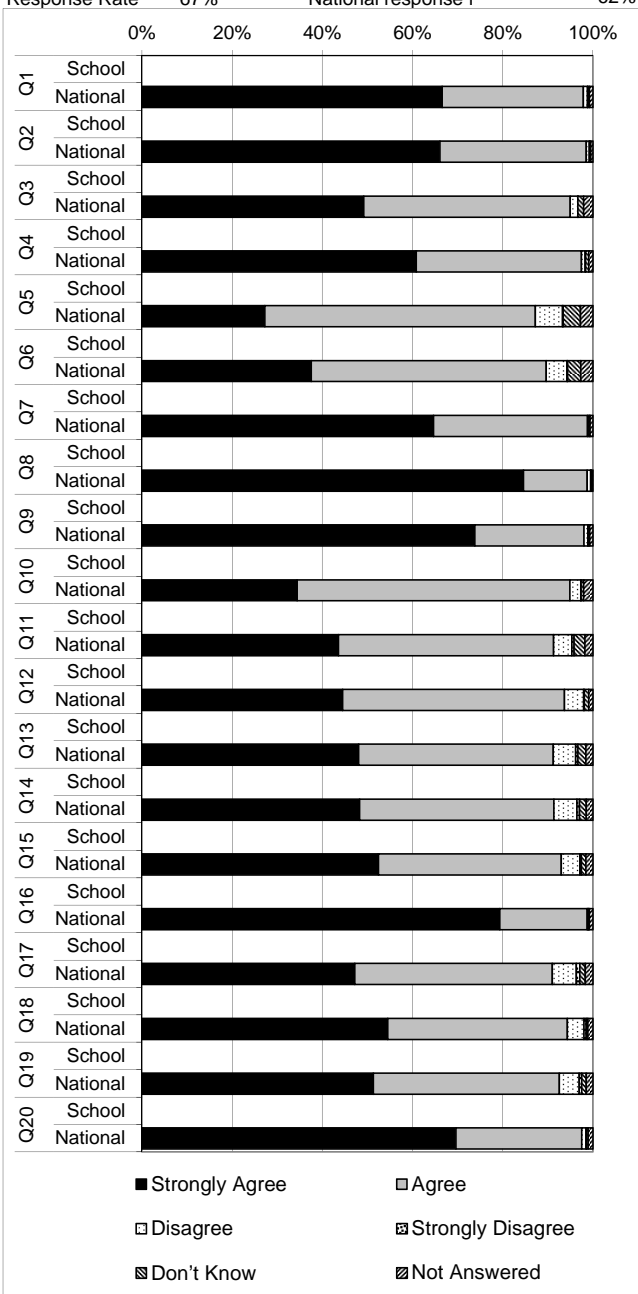
Note: Will not always sum to 100% due to rounding

DISCLOSURE CONTROL APPLIED

Nursery Staff Questionnaire Summary

Centre Name Onthank Primary School
 SEED Number 8222525
 Quest. Issued 3
 Quest. Input 2
 Response Rate 67% National response rate 62%

Fewer than 10 responses received therefore the data has not been published.



		Percentage %							
		Strongly Agree	Agree	Disagree	Strongly Disagree	Don't Know	Not Answered	Strongly Agree & Agree	Disagree & Strongly Disagree
Q1	School	0%	0%	0%	0%	0%	0%	0%	0%
Q1	National	0%	0%	0%	0%	0%	0%	0%	0%
Q2	School	0%	0%	0%	0%	0%	0%	0%	0%
Q2	National	0%	0%	0%	0%	0%	0%	0%	0%
Q3	School	0%	0%	0%	0%	0%	0%	0%	0%
Q3	National	0%	0%	0%	0%	0%	0%	0%	0%
Q4	School	0%	0%	0%	0%	0%	0%	0%	0%
Q4	National	0%	0%	0%	0%	0%	0%	0%	0%
Q5	School	0%	0%	0%	0%	0%	0%	0%	0%
Q5	National	0%	0%	0%	0%	0%	0%	0%	0%
Q6	School	0%	0%	0%	0%	0%	0%	0%	0%
Q6	National	0%	0%	0%	0%	0%	0%	0%	0%
Q7	School	0%	0%	0%	0%	0%	0%	0%	0%
Q7	National	0%	0%	0%	0%	0%	0%	0%	0%
Q8	School	0%	0%	0%	0%	0%	0%	0%	0%
Q8	National	0%	0%	0%	0%	0%	0%	0%	0%
Q9	School	0%	0%	0%	0%	0%	0%	0%	0%
Q9	National	0%	0%	0%	0%	0%	0%	0%	0%
Q10	School	0%	0%	0%	0%	0%	0%	0%	0%
Q10	National	0%	0%	0%	0%	0%	0%	0%	0%
Q11	School	0%	0%	0%	0%	0%	0%	0%	0%
Q11	National	0%	0%	0%	0%	0%	0%	0%	0%
Q12	School	0%	0%	0%	0%	0%	0%	0%	0%
Q12	National	0%	0%	0%	0%	0%	0%	0%	0%
Q13	School	0%	0%	0%	0%	0%	0%	0%	0%
Q13	National	0%	0%	0%	0%	0%	0%	0%	0%
Q14	School	0%	0%	0%	0%	0%	0%	0%	0%
Q14	National	0%	0%	0%	0%	0%	0%	0%	0%
Q15	School	0%	0%	0%	0%	0%	0%	0%	0%
Q15	National	0%	0%	0%	0%	0%	0%	0%	0%
Q16	School	0%	0%	0%	0%	0%	0%	0%	0%
Q16	National	0%	0%	0%	0%	0%	0%	0%	0%
Q17	School	0%	0%	0%	0%	0%	0%	0%	0%
Q17	National	0%	0%	0%	0%	0%	0%	0%	0%
Q18	School	0%	0%	0%	0%	0%	0%	0%	0%
Q18	National	0%	0%	0%	0%	0%	0%	0%	0%
Q19	School	0%	0%	0%	0%	0%	0%	0%	0%
Q19	National	0%	0%	0%	0%	0%	0%	0%	0%
Q20	School	0%	0%	0%	0%	0%	0%	0%	0%
Q20	National	0%	0%	0%	0%	0%	0%	0%	0%

Note: Will not always sum to 100% due to rounding

Nursery Parent Questionnaire Summary

Centre Name Onthank Primary School

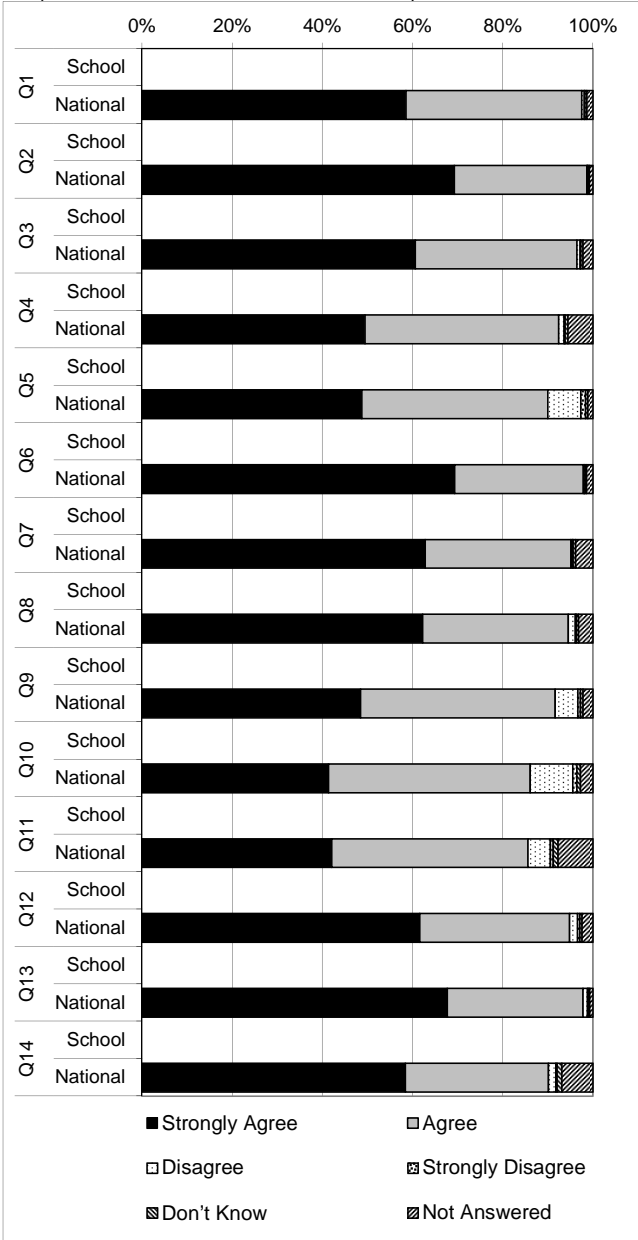
SEED Number 8222525

Quest. Issued 11

Quest. Input 5

Fewer than 10 responses received therefore the data has not been published.

Response Rate 45% National response rate 36%



		Percentage %							
		Strongly Agree	Agree	Disagree	Strongly Disagree	Don't Know	Not Answered	Strongly Agree & Agree	Disagree & Strongly Disagree
Q1	The nursery helps my child to be more confident.	0%	0%	0%	0%	0%	0%	0%	0%
Q2	My child enjoys the learning experiences at the nursery.	0%	0%	0%	0%	0%	0%	0%	0%
Q3	My child's learning is progressing well.	0%	0%	0%	0%	0%	0%	0%	0%
Q4	My child finds most learning activities stimulating and challenging	0%	0%	0%	0%	0%	0%	0%	0%
Q5	The nursery keeps me well informed about my child's progress.	0%	0%	0%	0%	0%	0%	0%	0%
Q6	My child feels safe in the nursery.	0%	0%	0%	0%	0%	0%	0%	0%
Q7	My child is treated fairly in the nursery.	0%	0%	0%	0%	0%	0%	0%	0%
Q8	I feel staff really know my child as an individual and support him or her well.	0%	0%	0%	0%	0%	0%	0%	0%
Q9	Staff work in partnership with me to care for and educate my child.	0%	0%	0%	0%	0%	0%	0%	0%
Q10	The nursery asks for my views.	0%	0%	0%	0%	0%	0%	0%	0%
Q11	The nursery takes my views into account.	0%	0%	0%	0%	0%	0%	0%	0%
Q12	The nursery is well led.	0%	0%	0%	0%	0%	0%	0%	0%
Q13	Overall, I am happy with the care and education my child gets in the nursery	0%	0%	0%	0%	0%	0%	0%	0%
Q14	The nursery has good arrangements for children starting nursery, moving between stages and starting school.	0%	0%	0%	0%	0%	0%	0%	0%

Note: Will not always sum to 100% due to rounding

DISCLOSURE CONTROL APPLIED