

## St Joseph's College

# Pre-inspection questionnaire summary report

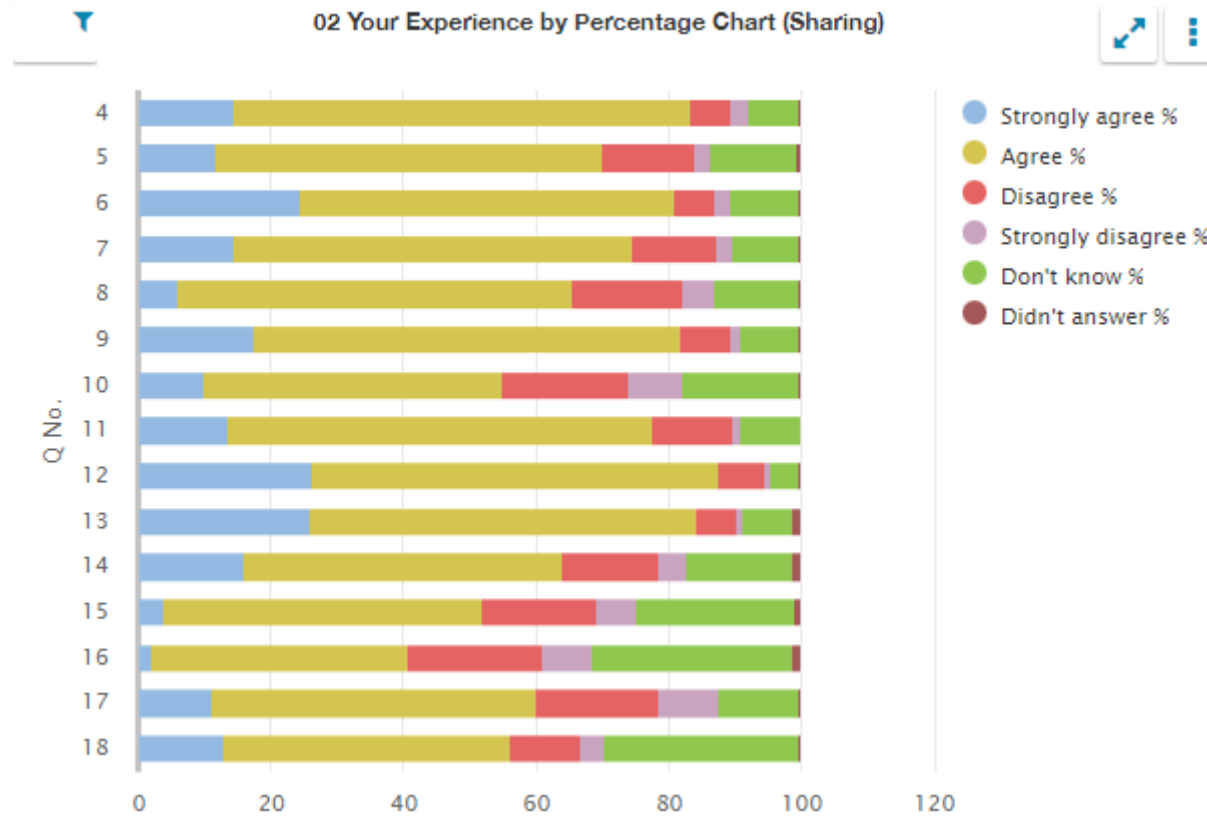
## Inspection week: 20 March 2023

## Questionnaire for young people in secondary stages (02)

## 02 Your experience by percentage (sharing)

Q No.	Question	Response Count	Strongly agree %	Agree %	Disagree %	Strongly disagree %	Don't know %	Didn't answer %
4	I feel safe when I am at school.	541	14.6	68.95	5.91	2.77	7.58	0.18
5	My school helps me to feel safe.	541	11.83	58.41	13.86	2.4	12.94	0.55
6	I have someone in my school I can speak to if I am upset or worried about something.	541	24.58	56.38	6.1	2.4	10.35	0.18
7	Staff treat me fairly and with respect.	541	14.42	60.26	12.57	2.4	9.98	0.37
8	Other young people treat me fairly and with respect.	541	5.91	59.7	16.64	4.81	12.57	0.37
9	My school helps me to understand and respect other people.	541	17.56	64.33	7.58	1.48	8.69	0.37
10	My school is helping me to become confident.	541	9.98	45.1	19.04	7.95	17.74	0.18
11	My school teaches me how to lead a healthy lifestyle.	541	13.68	64.14	11.83	1.48	8.87	0.00
12	There are lots of chances at my school for me to get regular exercise.	541	26.25	61.37	7.02	0.92	4.25	0.18
13	My school offers me the opportunity to take part in activities in school beyond the classroom and timetabled day.	541	25.88	58.6	5.91	0.92	7.39	1.29
14	I have the opportunity to discuss my achievements outwith school with an adult in school who knows me well.	541	16.08	47.87	14.79	4.07	16.08	1.11
15	My school listens to my views.	541	3.88	48.06	17.38	5.91	24.03	0.74
16	My school takes my views into account.	541	2.22	38.45	20.52	7.39	30.31	1.11
17	My homework helps me to understand and improve my work in school.	541	11.09	49.17	18.3	9.06	12.01	0.37
18	I was given good advice to make choices about taking the subjects that are right for me.	541	12.94	43.25	10.54	3.7	29.21	0.37

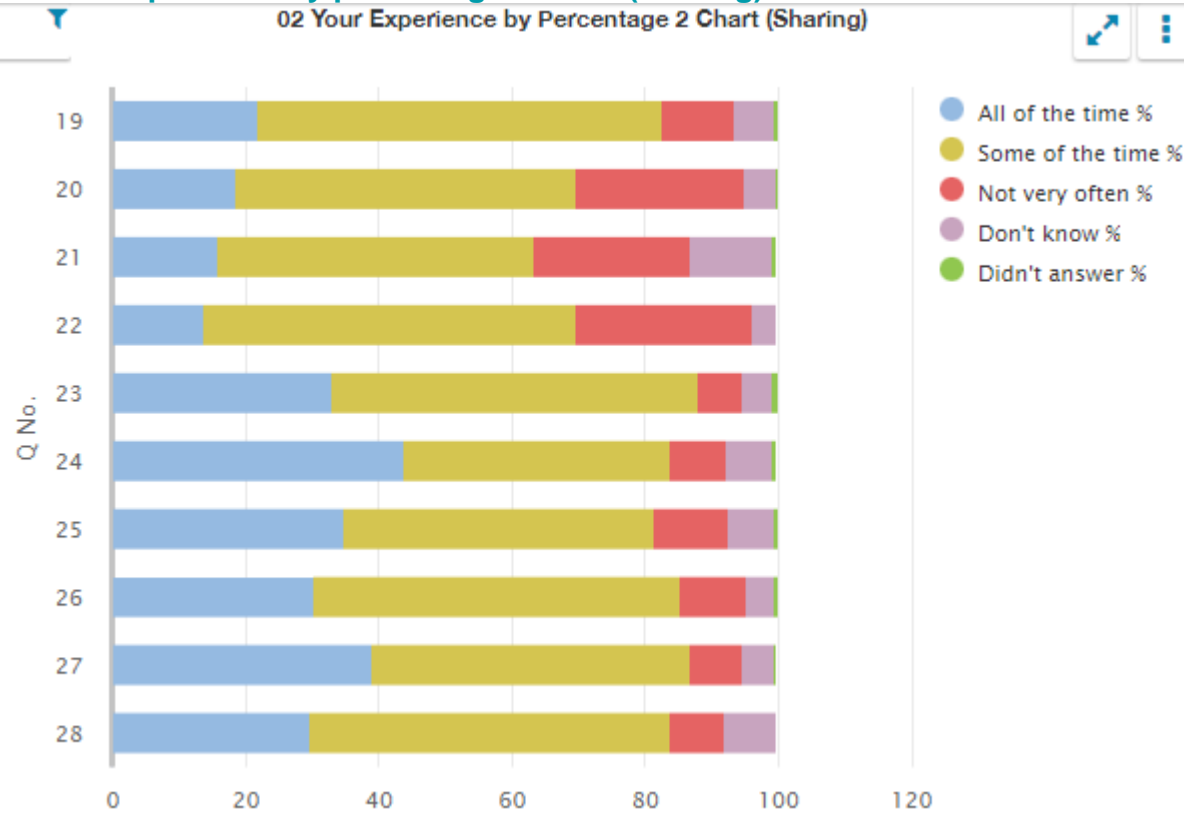
### 02 Your experience by percentage chart (sharing)



## 02 Your experience by percentage 2 (sharing)

Q No.	Question	Response Count	All of the time %	Some of the time %	Not very often %	Don't know %	Didn't answer %
19	Staff help young people to be responsible for their own behaviour.	541	22	60.63	10.91	6.1	0.37
20	I feel comfortable approaching staff with questions or suggestions.	541	18.67	51.2	25.14	4.81	0.18
21	I am given the opportunity to influence what and how I learn.	541	15.9	47.5	23.66	12.2	0.74
22	I enjoy learning at school.	541	13.86	55.82	26.43	3.7	0.18
23	I feel that my work in school is hard enough.	541	33.09	54.9	6.65	4.62	0.74
24	I know who to ask to get help if I find my work too hard.	541	43.99	39.93	8.32	7.02	0.74
25	Staff help me to understand how I am progressing in my school work.	541	34.75	46.77	11.09	7.02	0.37
26	The feedback I receive on my work helps me to improve my learning.	541	30.5	54.9	9.8	4.44	0.37
27	I am encouraged by staff to do the best I can.	541	39.19	47.69	7.95	4.62	0.55
28	I am happy with the quality of teaching in my school.	541	29.76	54.16	8.13	7.95	0.00

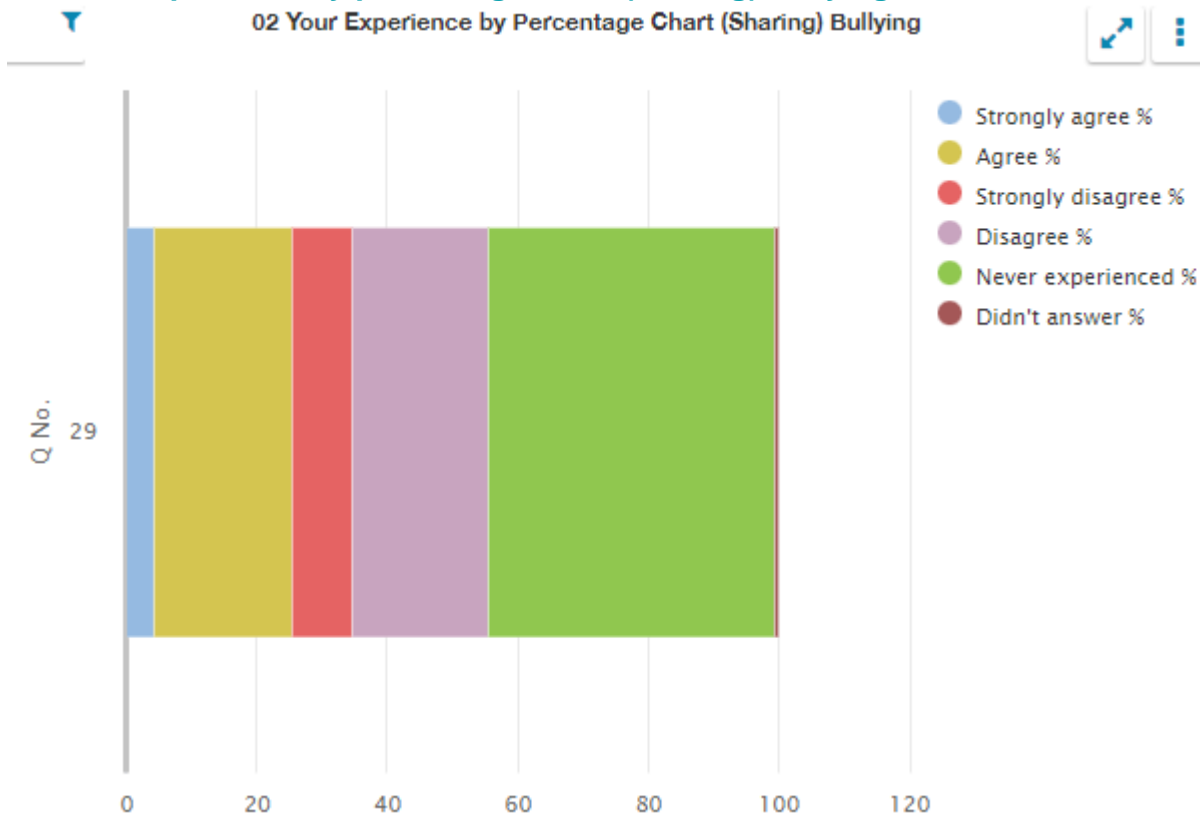
### 02 Your experience by percentage 2 chart (sharing)



02 Your experience by percentage (sharing) bullying

Q No.	Question	Response Count	Strongly agree %	Agree %	Disagree %	Strongly disagree %	Never experienced %	Didn't answer %
29	My school deals well with any bullying.	541	4.25	21.07	20.7	9.43	43.99	0.55

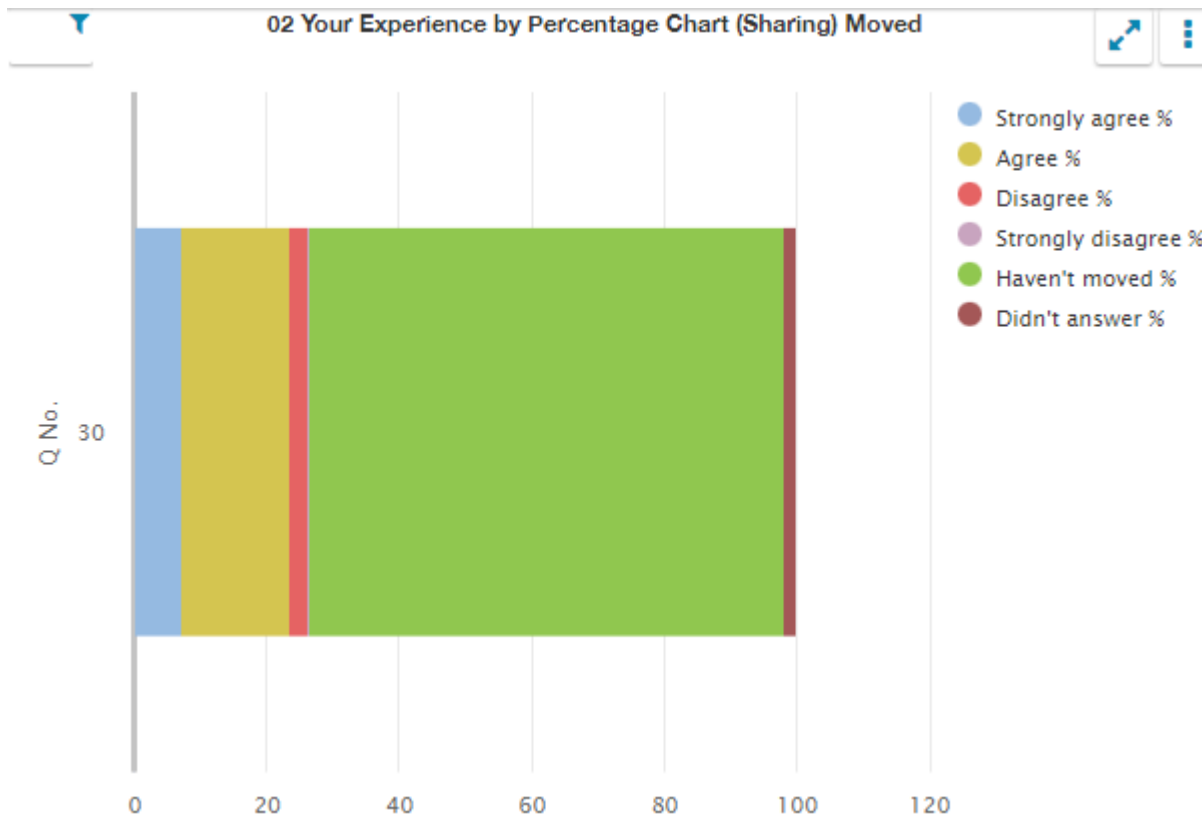
02 Your experience by percentage chart (sharing) bullying



02 Your experience by percentage (sharing) moved

Q No.	Question	Response Count	Strongly agree %	Agree %	Disagree %	Strongly disagree %	Haven't moved %	Didn't answer %
30	I was well supported if I moved to a new school within the last year.	541	7.21	16.45	2.59	0.37	71.53	1.85

02 Your experience by percentage chart (sharing) moved



## Questionnaire for parents/carers of children in secondary stages (05)

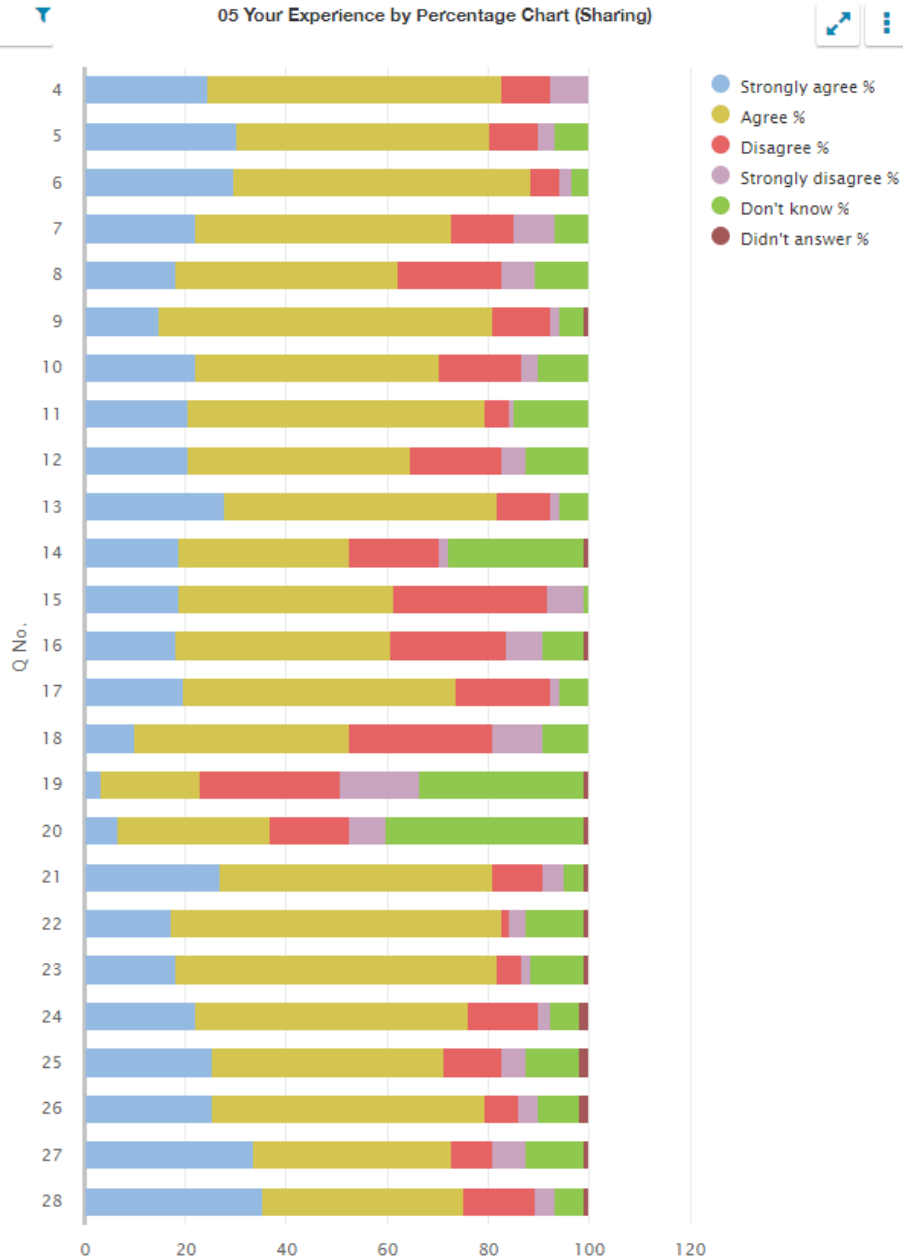
## 05 Your experience by percentage (sharing)

Q No.	Question	Response Count	Strongly agree %	Agree %	Disagree %	Strongly disagree %	Don't know %	Didn't answer %
4	My child likes being at this school.	122	24.59	58.2	9.84	7.38	0.00	0.00
5	Staff treat my child fairly and with respect.	122	30.33	50	9.84	3.28	6.56	0.00
6	I feel that my child is safe at the school.	122	29.51	59.02	5.74	2.46	3.28	0.00
7	The school helps my child to feel confident.	122	22.13	50.82	12.3	8.2	6.56	0.00
8	I feel staff really know my child as an individual.	122	18.03	44.26	20.49	6.56	10.66	0.00
9	My child finds their learning activities hard enough.	122	14.75	66.39	11.48	1.64	4.92	0.82
10	My child receives the help he/she needs to do well.	122	22.13	48.36	16.39	3.28	9.84	0.00
11	My child is encouraged by the school to be healthy and take regular exercise.	122	20.49	59.02	4.92	0.82	14.75	0.00
12	The school supports my child's emotional wellbeing.	122	20.49	44.26	18.03	4.92	12.3	0.00
13	My child is making good progress at the school.	122	27.87	54.1	10.66	1.64	5.74	0.00
14	My child was well supported to make choices about taking the subjects that are right for them.	122	18.85	33.61	18.03	1.64	27.05	0.82
15	I receive helpful, regular feedback about how my child is learning and developing e.g. informal feedback, reports and learning profiles.	122	18.85	42.62	30.33	7.38	0.82	0.00
16	The information I receive about how my child is doing reaches me at the right time.	122	18.03	42.62	22.95	7.38	8.2	0.82
17	I understand how my child's progress is assessed.	122	19.67	54.1	18.85	1.64	5.74	0.00
18	The school gives me advice on how to support my child's learning at home.	122	9.84	42.62	28.69	9.84	9.02	0.00
19	The school organises activities where my child and I can learn together.	122	3.28	19.67	27.87	15.57	32.79	0.82
20	The school takes my views into account when making changes.	122	6.56	30.33	15.57	7.38	39.34	0.82
21	I feel comfortable approaching the school with questions, suggestions and/or a problem.	122	27.05	54.1	9.84	4.1	4.1	0.82



Q No.	Question (cont.)	Response Count	Strongly agree %	Agree %	Disagree %	Strongly disagree %	Don't know %	Didn't answer %
22	I feel encouraged to be involved in the work of the Parent Council and/or parent association.	122	17.21	65.57	1.64	3.28	11.48	0.82
23	I am kept informed about the work of the Parent Council and/or parent association.	122	18.03	63.93	4.92	1.64	10.66	0.82
24	I am satisfied with the quality of teaching in the school.	122	22.13	54.1	13.93	2.46	5.74	1.64
25	The school is well led and managed.	122	25.41	45.9	11.48	4.92	10.66	1.64
26	The school encourages young people to treat others with respect.	122	25.41	54.1	6.56	4.1	8.2	1.64
27	I would recommend the school to other parents.	122	33.61	39.34	8.2	6.56	11.48	0.82
28	Overall, I am satisfied with the school.	122	35.25	40.16	13.93	4.1	5.74	0.82

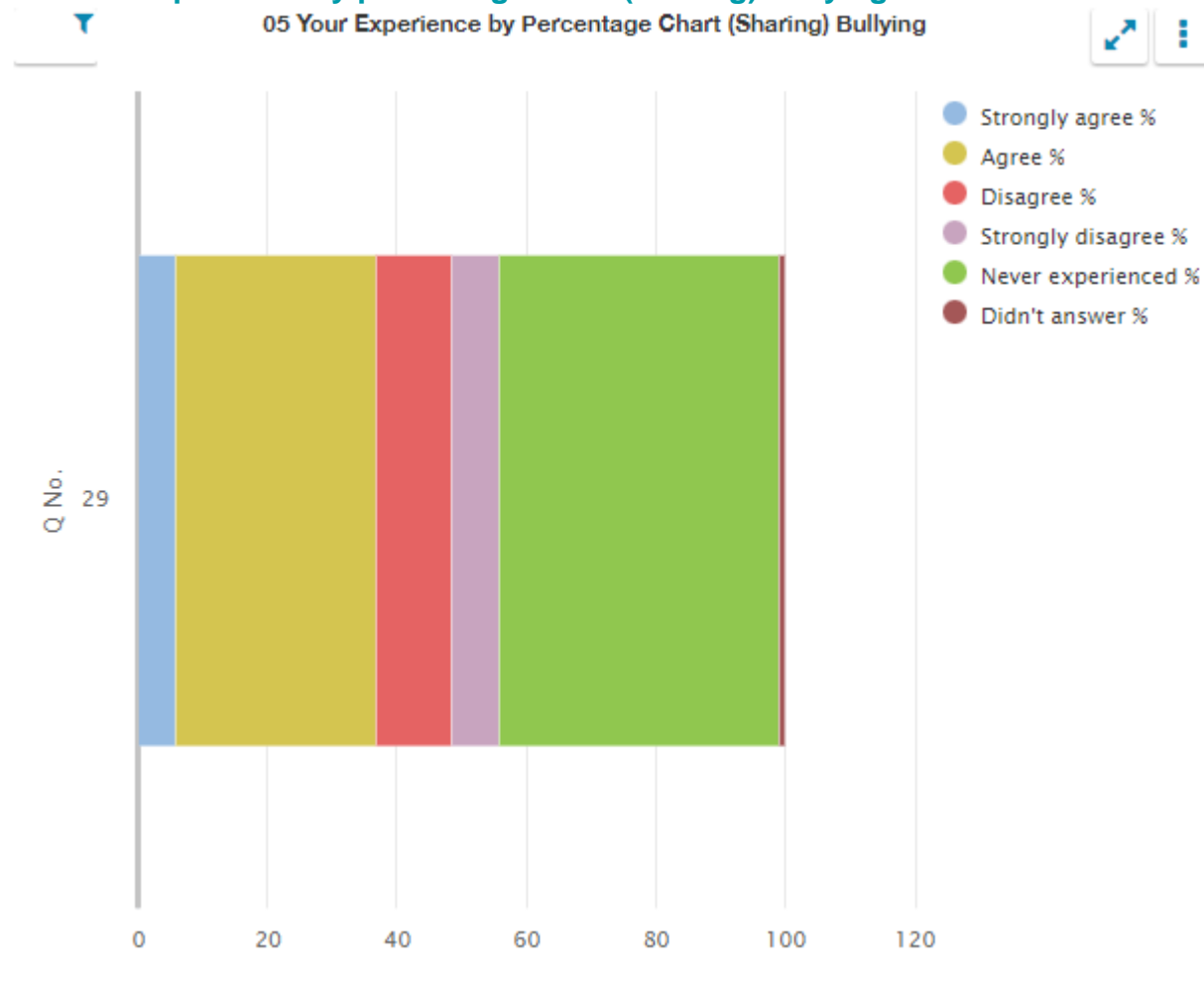
05 Your experience by percentage chart (sharing)



05 Your experience by percentage (sharing) bullying

Q No.	Question	Response Count	Strongly agree %	Agree %	Disagree %	Strongly disagree %	Never experienced %	Didn't answer %
29	My child's school deals well with any bullying.	122	5.74	31.15	11.48	7.38	43.44	0.82

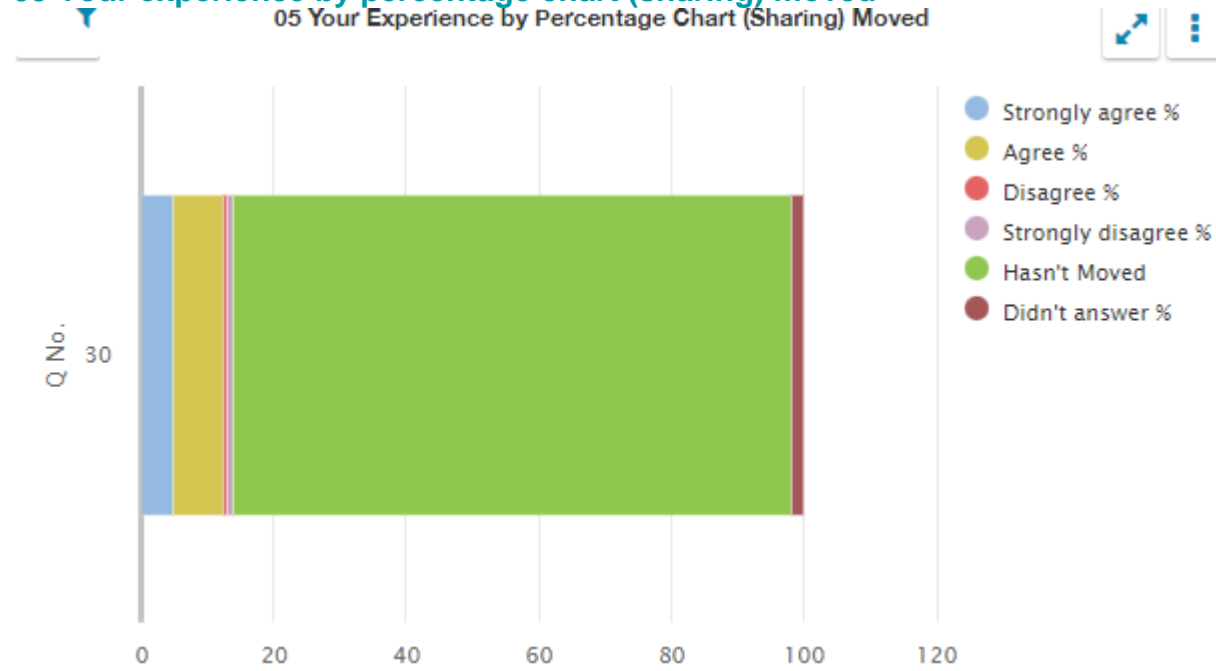
05 Your experience by percentage chart (sharing) bullying



05 Your experience by percentage (sharing) moved

Q No.	Question	Response Count	Strongly agree %	Agree %	Disagree %	Strongly disagree %	Hasn't Moved	Didn't answer %
30	My child was well supported if they moved to a new school within the last year.	122	4.92	7.38	0.82	0.82	84.43	1.64

05 Your experience by percentage chart (sharing) moved



## Questionnaire for partners with the school (06)

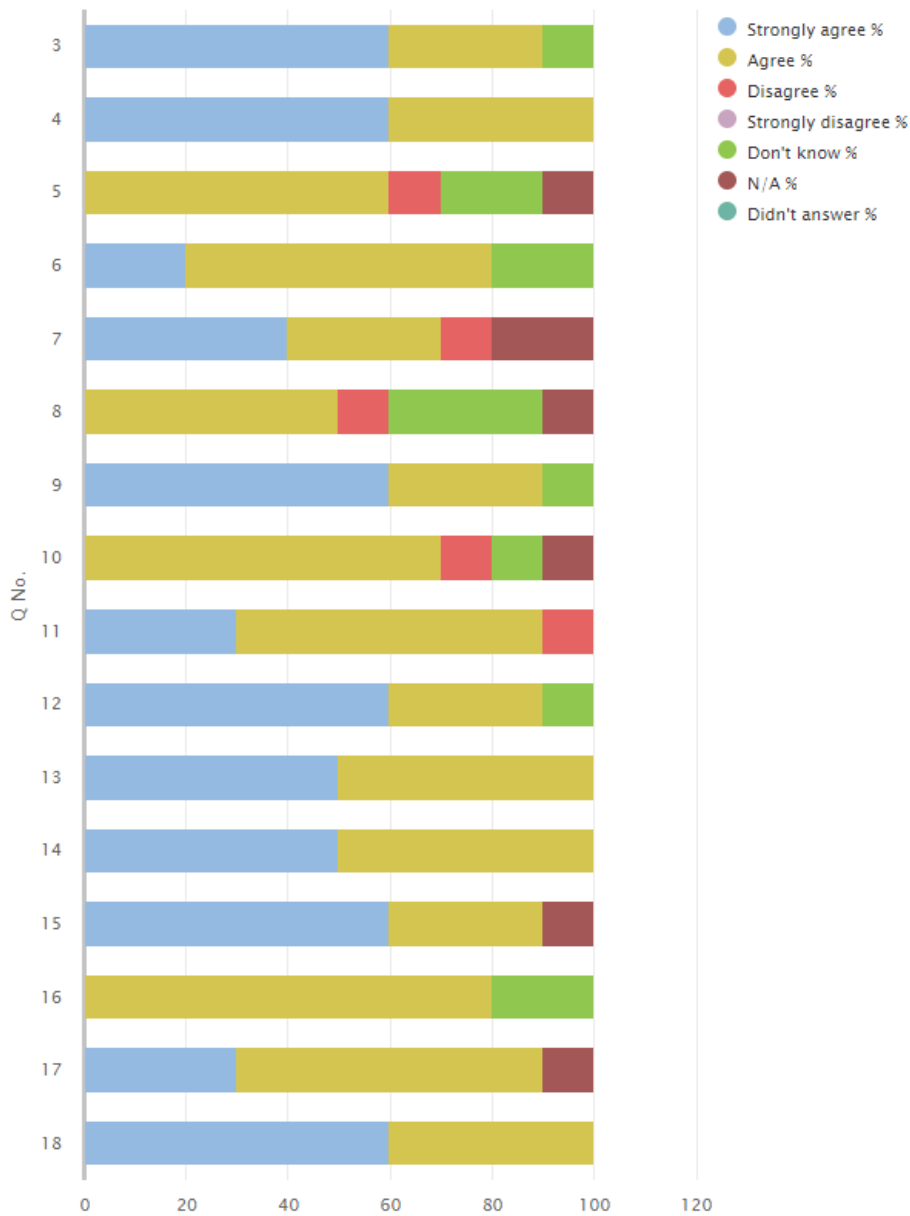
## 06 Your experience by percentage (sharing)

Q No.	Question	Response Count	Strongly agree %	Agree %	Disagree %	Strongly disagree %	Don't know %	N/A %	Didn't answer %
3	My service/organisation works in partnership with the school on a regular basis.	10	60	30	0.00	0.00	10	0.00	0.00
4	We are aware of the school's procedures for reporting child protection and safeguarding concerns.	10	60	40	0.00	0.00	0.00	0.00	0.00
5	My service/organisation has a clear understanding of the school's strategies for raising attainment for all.	10	0.00	60	10	0.00	20	10	0.00
6	There are effective arrangements in place for jointly planning provision with the school.	10	20	60	0.00	0.00	20	0.00	0.00
7	There are effective arrangements for jointly delivering provision with the school.	10	40	30	10	0.00	0.00	20	0.00
8	My service/organisation is involved in the school's self-evaluation of our joint work.	10	0.00	50	10	0.00	30	10	0.00
9	Roles and responsibilities are clearly defined within the partnership.	10	60	30	0.00	0.00	10	0.00	0.00
10	Effective arrangements are in place to evaluate the impact of our partnership working.	10	0.00	70	10	0.00	10	10	0.00
11	My service/organisation is kept up to date with changes in the school which may affect the services we deliver.	10	30	60	10	0.00	0.00	0.00	0.00
12	The school provides my service/organisation with relevant information about the needs of children and young people.	10	60	30	0.00	0.00	10	0.00	0.00
13	Arrangements are in place to support my service/organisation to share relevant information about the progress of children and young people with the school.	10	50	50	0.00	0.00	0.00	0.00	0.00
14	The school values the contribution made by my service/organisation.	10	50	50	0.00	0.00	0.00	0.00	0.00
15	The school actively promotes my service/organisation to potential users, as appropriate.	10	60	30	0.00	0.00	0.00	10	0.00

Q No.	Question (cont.)	Response Count	Strongly agree %	Agree %	Disagree %	Strongly disagree %	Don't know %	N/A %	Didn't answer %
16	There are opportunities to network, share practice and participate in joint training and development with the school.	10	0.00	80	0.00	0.00	20	0.00	0.00
17	My service/organisation has a clear understanding of the social, cultural and economic context of the school.	10	30	60	0.00	0.00	0.00	10	0.00
18	Overall, partnership working with the school works well.	10	60	40	0.00	0.00	0.00	0.00	0.00

### 06 Your experience by percentage chart (sharing)

06 Your Experience by Percentage Chart (Sharing)



## Questionnaire for school teachers (10)

## 10 Your experience by percentage (sharing)

Q No.	Question	Response Count	Strongly agree %	Agree %	Disagree %	Strongly disagree %	Don't know %	N/A %	Didn't answer %
2	I find it rewarding to be a member of staff at this school.	46	36.96	50	6.52	4.35	2.17	0.00	0.00
3	I feel a valued part of the school's community.	46	32.61	30.43	21.74	6.52	8.7	0.00	0.00
4	I am encouraged to learn and share practice with colleagues from other schools.	46	17.39	52.17	23.91	0.00	4.35	0.00	2.17
5	I am given the opportunity to learn and share practice with colleagues from other schools.	46	13.04	54.35	28.26	0.00	4.35	0.00	0.00
6	I have a clear understanding of the social, cultural and economic context of the school.	46	28.26	63.04	2.17	0.00	6.52	0.00	0.00
7	I feel appropriately supported by the school to undertake my role.	46	23.91	43.48	26.09	2.17	4.35	0.00	0.00
8	I am supported to engage in professional learning.	46	28.26	50	17.39	2.17	2.17	0.00	0.00
9	My professional learning enables me to reflect on and improve my practice.	46	41.3	54.35	2.17	0.00	2.17	0.00	0.00
10	I have regular opportunities to undertake leadership roles.	46	21.74	28.26	17.39	8.7	8.7	15.22	0.00
11	I have opportunities to be involved in agreeing priorities for the school.	46	17.39	36.96	23.91	10.87	6.52	4.35	0.00
12	I am actively involved in the school's ongoing self-evaluation.	46	13.04	58.7	19.57	4.35	4.35	0.00	0.00
13	GTCS standards are used to support professional dialogue.	46	19.57	58.7	6.52	4.35	10.87	0.00	0.00
14	I use information, including data, effectively to identify and reduce inequalities in children's and young people's outcomes.	46	41.3	58.7	0.00	0.00	0.00	0.00	0.00
15	I understand how to apply the school's procedures relating to child protection and safeguarding.	46	56.52	41.3	0.00	0.00	2.17	0.00	0.00
16	The school's vision and values underpins my work.	46	23.91	52.17	8.7	0.00	13.04	2.17	0.00
17	Staff treat all children and young people fairly and with respect.	46	30.43	60.87	6.52	0.00	2.17	0.00	0.00



Q No.	Question (cont.)	Response Count	Strongly agree %	Agree %	Disagree %	Strongly disagree %	Don't know %	N/A %	Didn't answer %
18	Colleagues treat each other with respect.	46	21.74	50	17.39	4.35	6.52	0.00	0.00
19	Children and young people are encouraged and supported to treat others with respect.	46	26.09	60.87	8.7	0.00	4.35	0.00	0.00
20	Children and young people are well behaved.	46	4.35	67.39	23.91	2.17	2.17	0.00	0.00
21	The school deals effectively with any bullying.	46	13.04	43.48	15.22	2.17	26.09	0.00	0.00
22	I am provided with feedback when I report an incident.	46	13.04	34.78	30.43	15.22	4.35	2.17	0.00
23	Staff at all levels within the school communicate effectively with each other.	46	6.52	28.26	36.96	21.74	4.35	2.17	0.00
24	The school's arrangements for engaging parents in their child's learning are effective.	46	4.35	69.57	6.52	2.17	17.39	0.00	0.00
25	The school is well led and managed.	46	15.22	43.48	19.57	10.87	10.87	0.00	0.00
26	Collaborative working across the school is effective in taking forward improvement.	46	8.7	50	15.22	2.17	19.57	2.17	2.17
27	Children and young people are engaged in their learning.	46	10.87	73.91	10.87	0.00	4.35	0.00	0.00
28	I give children and young people regular feedback which helps them to progress.	46	36.96	63.04	0.00	0.00	0.00	0.00	0.00
29	Children and young people are provided with experiences which meet their learning needs.	46	26.09	69.57	4.35	0.00	0.00	0.00	0.00
30	Children and young people are involved in talking about and planning their learning.	46	4.35	78.26	15.22	0.00	2.17	0.00	0.00
31	Children and young people are involved in setting their learning targets.	46	8.7	71.74	10.87	0.00	8.7	0.00	0.00
32	Children and young people have the opportunity to lead their learning.	46	4.35	58.7	23.91	0.00	13.04	0.00	0.00
33	I receive appropriate support for planning, preparation and assessment.	46	17.39	58.7	15.22	4.35	2.17	2.17	0.00
34	The school has effective strategies to support children and young people with their learning, including those requiring additional support.	46	26.09	63.04	8.7	2.17	0.00	0.00	0.00
35	Staff have a shared understanding of their 'responsibility of all' in literacy and numeracy and health and wellbeing.	46	17.39	73.91	2.17	0.00	4.35	2.17	0.00

Q No.	Question (cont.)	Response Count	Strongly agree %	Agree %	Disagree %	Strongly disagree %	Don't know %	N/A %	Didn't answer %
36	Moderation activities are helping me to make sound professional judgements.	46	34.78	56.52	4.35	0.00	4.35	0.00	0.00
37	I have regular opportunities to help shape the curriculum through discussions with colleagues, parents and partners.	46	26.09	39.13	13.04	4.35	17.39	0.00	0.00
38	I am aware of and involved in the school's strategies for raising attainment for all.	46	19.57	60.87	4.35	2.17	13.04	0.00	0.00

### 10 Your experience by percentage chart (sharing)

