

Quarryhill Primary School

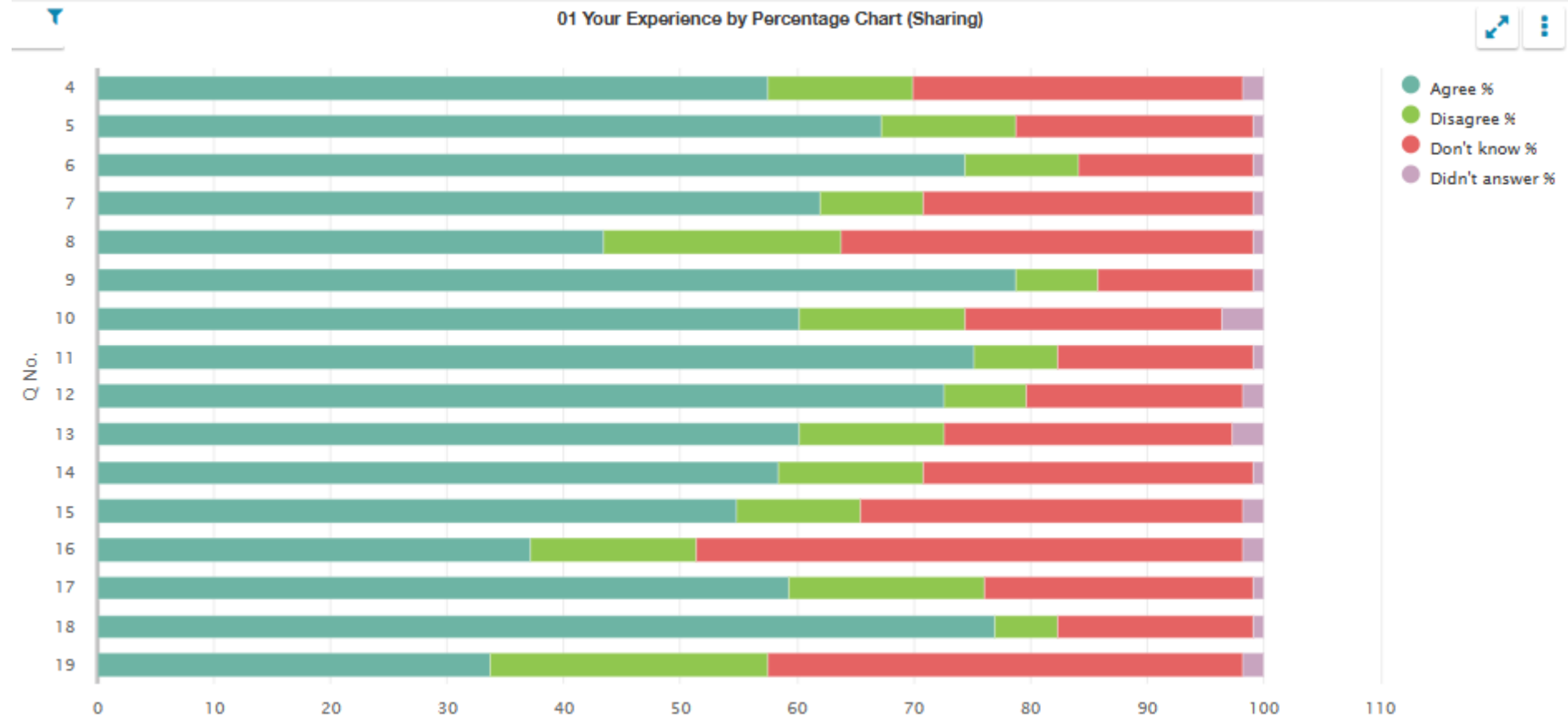
Pre-inspection questionnaire summary report Inspection week: 17 March 2025

Questionnaire for children in primary stages (01)

01 Your experience by percentage (sharing)

Q No.	Question	Response Count	Agree %	Disagree %	Don't know %	Didn't answer %
4	I feel safe when I am at school.	113	57.52	12.39	28.32	1.77
5	My school helps me to feel safe.	113	67.26	11.50	20.35	0.88
6	I have someone in my school I can speak to if I am upset or worried about something.	113	74.34	9.73	15.04	0.88
7	Staff treat me fairly and with respect.	113	61.95	8.85	28.32	0.88
8	Other children treat me fairly and with respect.	113	43.36	20.35	35.40	0.88
9	My school helps me to understand and respect other people.	113	78.76	7.08	13.27	0.88
10	My school is helping me to become confident.	113	60.18	14.16	22.12	3.54
11	My school teaches me how to lead a healthy lifestyle.	113	75.22	7.08	16.81	0.88
12	There are lots of chances at my school for me to get regular exercise.	113	72.57	7.08	18.58	1.77
13	My school offers me the opportunity to take part in activities in school beyond the classroom and timetabled day.	113	60.18	12.39	24.78	2.65
14	I have the opportunity to discuss my achievements outwith school with an adult in school who knows me well.	113	58.41	12.39	28.32	0.88
15	My school listens to my views.	113	54.87	10.62	32.74	1.77
16	My school takes my views into account.	113	37.17	14.16	46.90	1.77
17	I feel comfortable approaching staff with questions or suggestions.	113	59.29	16.81	23.01	0.88
18	Staff help me to understand how I am progressing in my school work.	113	76.99	5.31	16.81	0.88
19	My homework helps me to understand and improve my work in school.	113	33.63	23.89	40.71	1.77

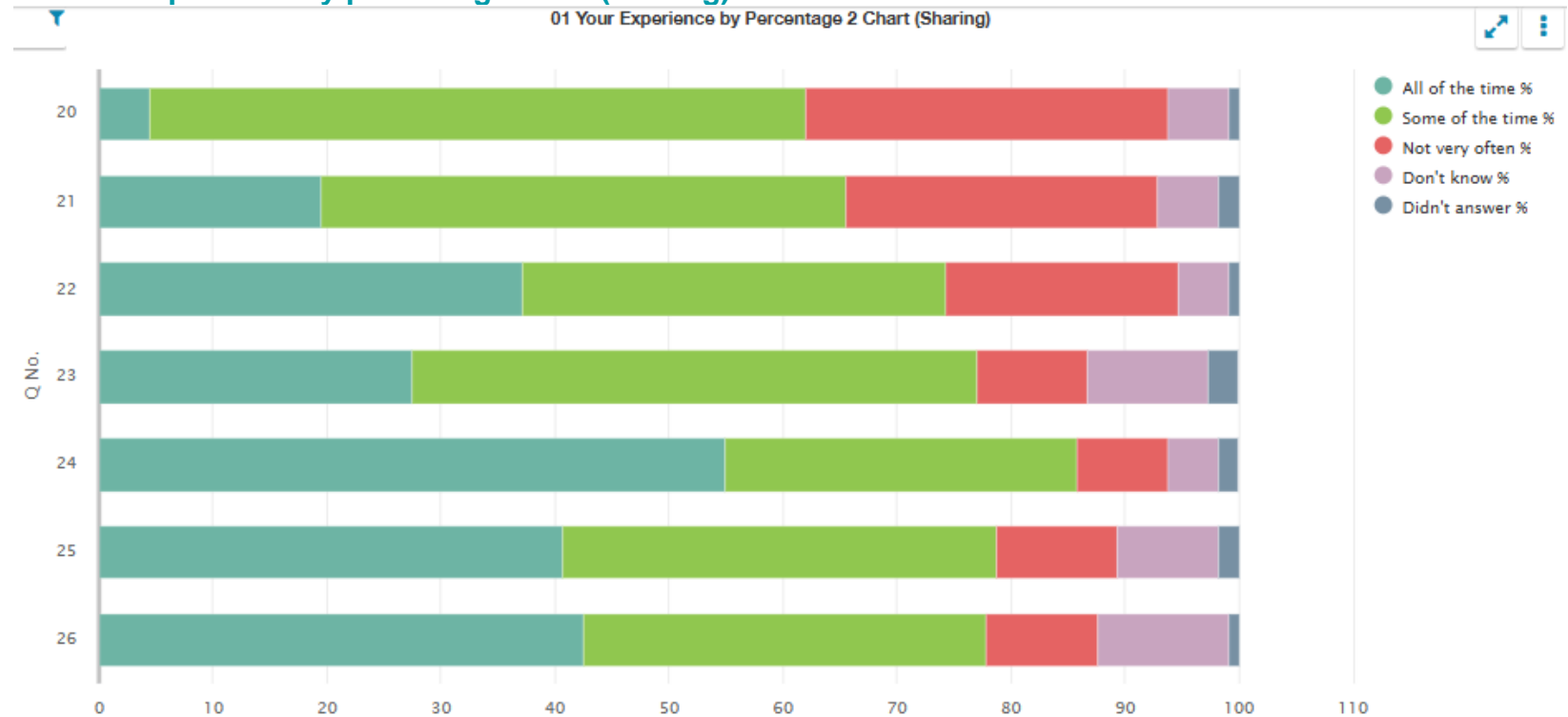
01 Your experience by percentage chart (sharing)



01 Your experience by percentage 2 (sharing)

Q No.	Question	Response Count	All of the time %	Some of the time %	Not very often %	Don't know %	Didn't answer %
20	Other children behave well.	113	4.42	57.52	31.86	5.31	0.88
21	My teachers ask me about what things I want to learn in school.	113	19.47	46.02	27.43	5.31	1.77
22	I enjoy learning at school.	113	37.17	37.17	20.35	4.42	0.88
23	I feel that my work in school is hard enough.	113	27.43	49.56	9.73	10.62	2.65
24	I know who to ask to get help if I find my work too hard.	113	54.87	30.97	7.96	4.42	1.77
25	I am encouraged by staff to do the best I can.	113	40.71	38.05	10.62	8.85	1.77
26	I am happy with the quality of teaching in my school.	113	42.48	35.40	9.73	11.50	0.88

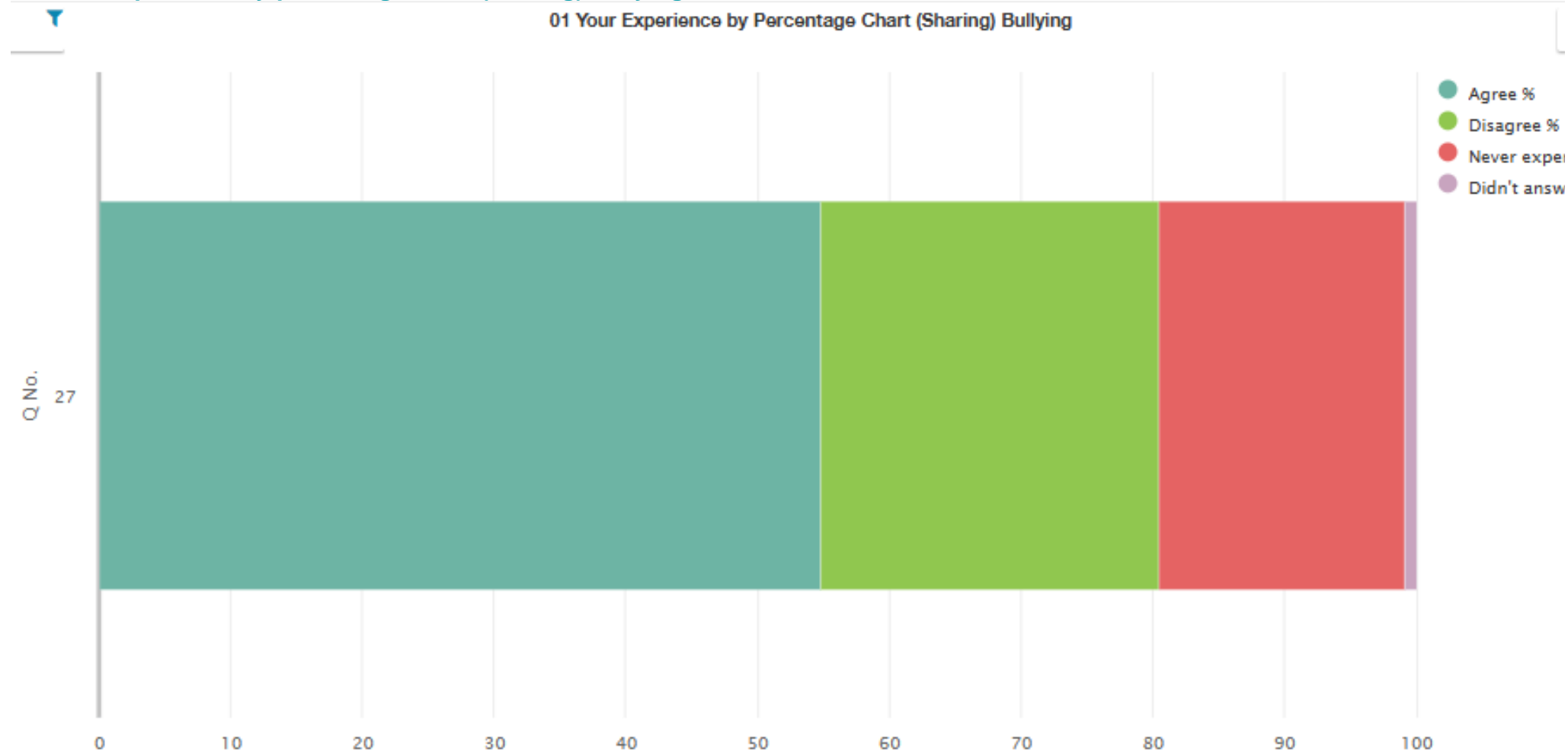
01 Your experience by percentage chart (sharing)



01 Your experience by percentage (sharing) bullying

Q No.	Question	Response Count	Agree %	Disagree %	Never experienced %	Didn't answer %
27	My school deals well with any bullying.	113	54.87	25.66	18.58	0.88

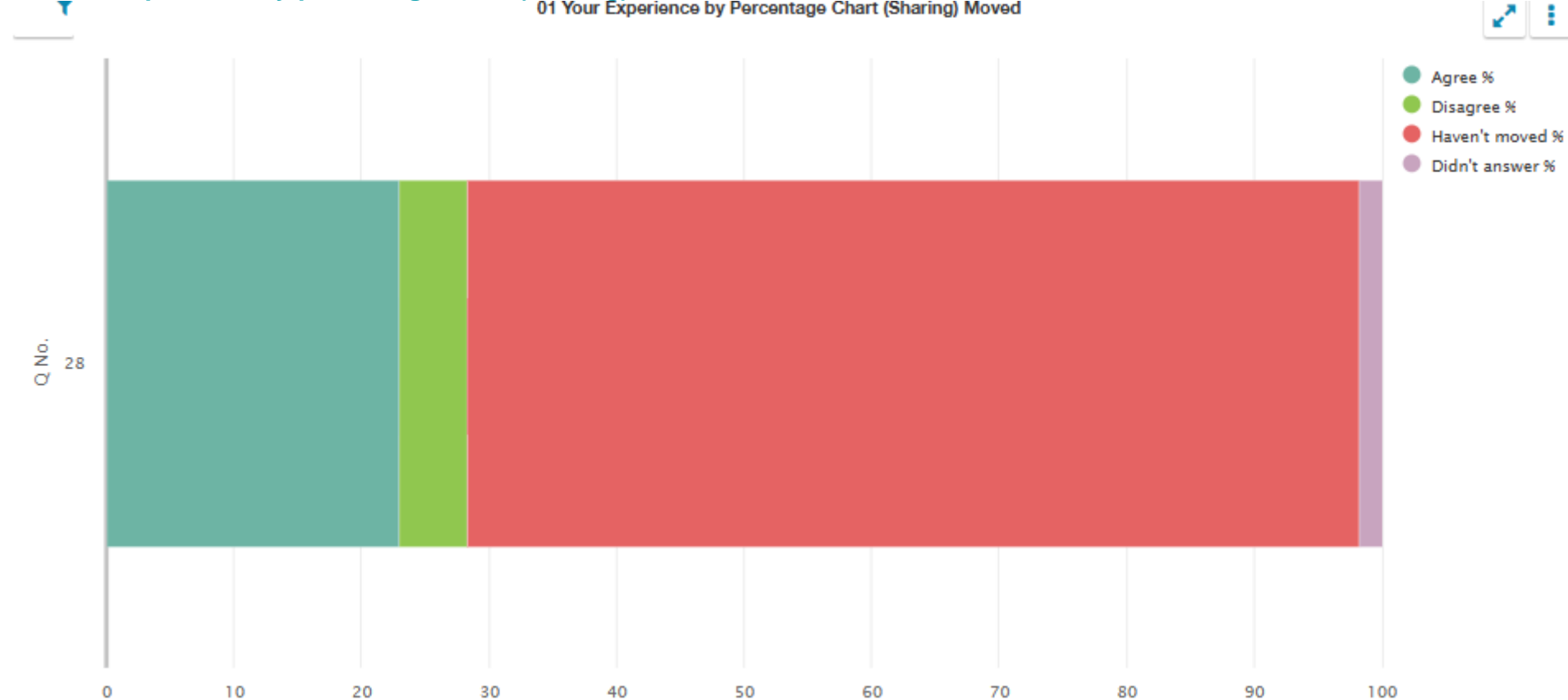
01 Your experience by percentage chart (sharing) bullying



01 Your experience by percentage (sharing) moved

Q No.	Question	Response Count	Agree %	Disagree %	Haven't moved %	Didn't answer %
28	I was well supported if I moved to a new school within the last year.	113	23.01	5.31	69.91	1.77

01 Your experience by percentage chart (sharing) moved



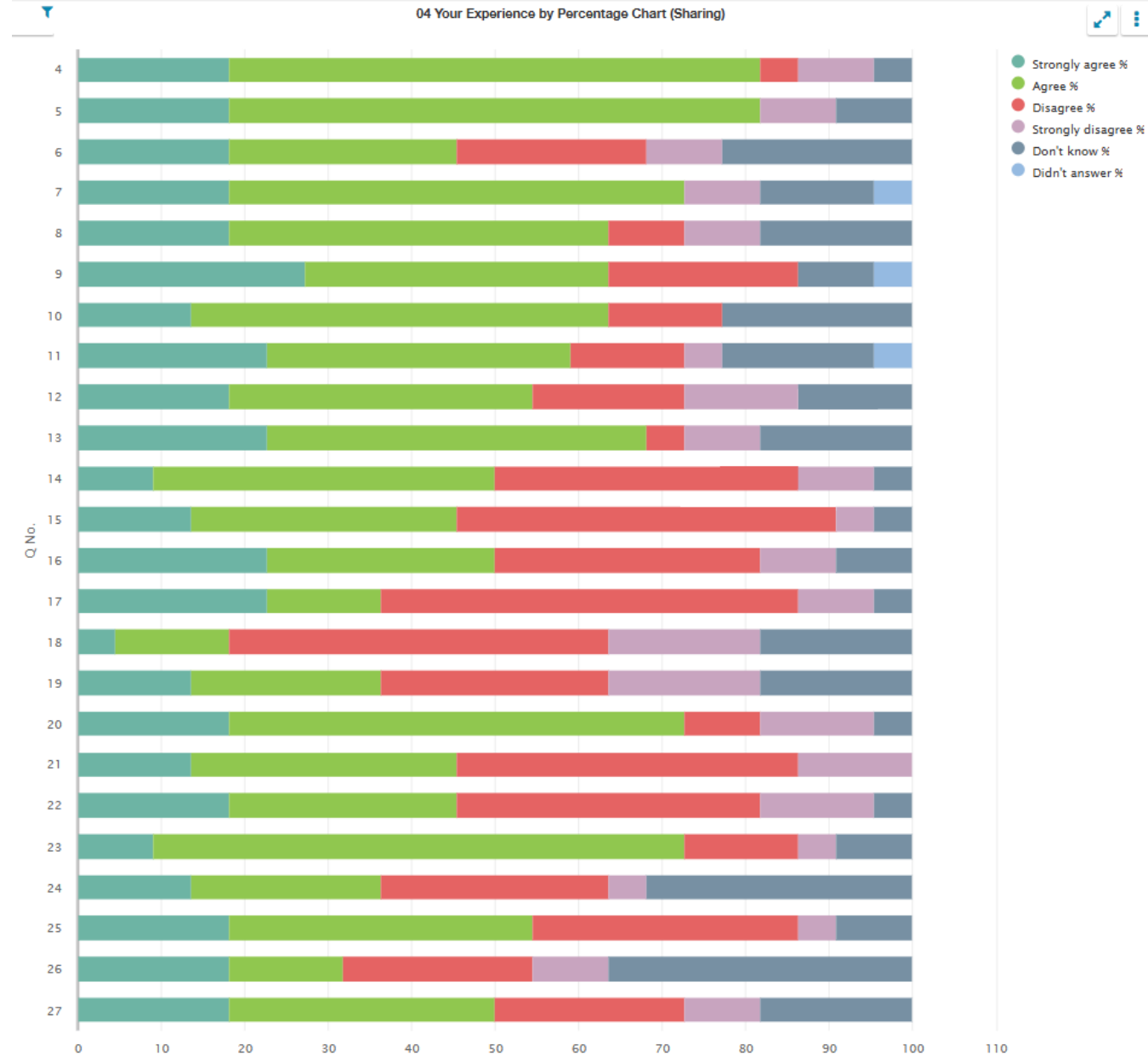
Questionnaire for parents/carers of children in primary stages (04)

04 Your experience by percentage (sharing)

Q No.	Question	Response Count	Strongly agree %	Agree %	Disagree %	Strongly disagree %	Don't know %	Didn't answer %
4	My child likes being at this school.	22	18.18	63.64	4.55	9.09	4.55	0.00
5	Staff treat my child fairly and with respect.	22	18.18	63.64	0.00	9.09	9.09	0.00
6	I feel that my child is safe at the school.	22	18.18	27.27	22.73	9.09	22.73	0.00
7	The school helps my child to feel confident.	22	18.18	54.55	0.00	9.09	13.64	4.55
8	I feel staff really know my child as an individual.	22	18.18	45.45	9.09	9.09	18.18	0.00
9	My child finds their learning activities hard enough.	22	27.27	36.36	22.73	0.00	9.09	4.55
10	My child receives the help he/she needs to do well.	22	13.64	50.00	13.64	0.00	22.73	0.00
11	My child is encouraged by the school to be healthy and take regular exercise.	22	22.73	36.36	13.64	4.55	18.18	4.55
12	The school supports my child's emotional wellbeing.	22	18.18	36.36	18.18	13.64	13.64	0.00
13	My child is making good progress at the school.	22	22.73	45.45	4.55	9.09	18.18	0.00
14	I receive helpful, regular feedback about how my child is learning and developing e.g. informal feedback, reports and learning profiles.	22	9.09	40.91	36.36	9.09	4.55	0.00
15	The information I receive about how my child is doing reaches me at the right time.	22	13.64	31.82	45.45	4.55	4.55	0.00
16	I understand how my child's progress is assessed.	22	22.73	27.27	31.82	9.09	9.09	0.00
17	The school gives me advice on how to support my child's learning at home.	22	22.73	13.64	50.00	9.09	4.55	0.00
18	The school organises activities where my child and I can learn together.	22	4.55	13.64	45.45	18.18	18.18	0.00
19	The school takes my views into account when making changes.	22	13.64	22.73	27.27	18.18	18.18	0.00
20	I feel comfortable approaching the school with questions, suggestions and/or a problem.	22	18.18	54.55	9.09	13.64	4.55	0.00
21	I feel encouraged to be involved in the work of the Parent Council and/or parent association.	22	13.64	31.82	40.91	13.64	0.00	0.00
22	I am kept informed about the work of the Parent Council and/or parent association.	22	18.18	27.27	36.36	13.64	4.55	0.00

Q No.	Question (cont.)	Response Count	Strongly agree %	Agree %	Disagree %	Strongly disagree %	Don't know %	Didn't answer %
23	I am satisfied with the quality of teaching in the school.	22	9.09	63.64	13.64	4.55	9.09	0.00
24	The school is well led and managed.	22	13.64	22.73	27.27	4.55	31.82	0.00
25	The school encourages children to treat others with respect.	22	18.18	36.36	31.82	4.55	9.09	0.00
26	I would recommend the school to other parents.	22	18.18	13.64	22.73	9.09	36.36	0.00
27	Overall, I am satisfied with the school.	22	18.18	31.82	22.73	9.09	18.18	0.00

04 Your experience by percentage chart (sharing)



04 Your experience by percentage (sharing) bullying

Q No.	Question	Response Count	Strongly agree %	Agree %	Disagree %	Strongly disagree %	Never experienced %	Didn't answer %
28	The school deals well with any bullying.	22	4.55	22.73	22.73	13.64	36.36	0.00

04 Your experience by percentage chart (sharing) bullying

