

Castlebrae Community High School

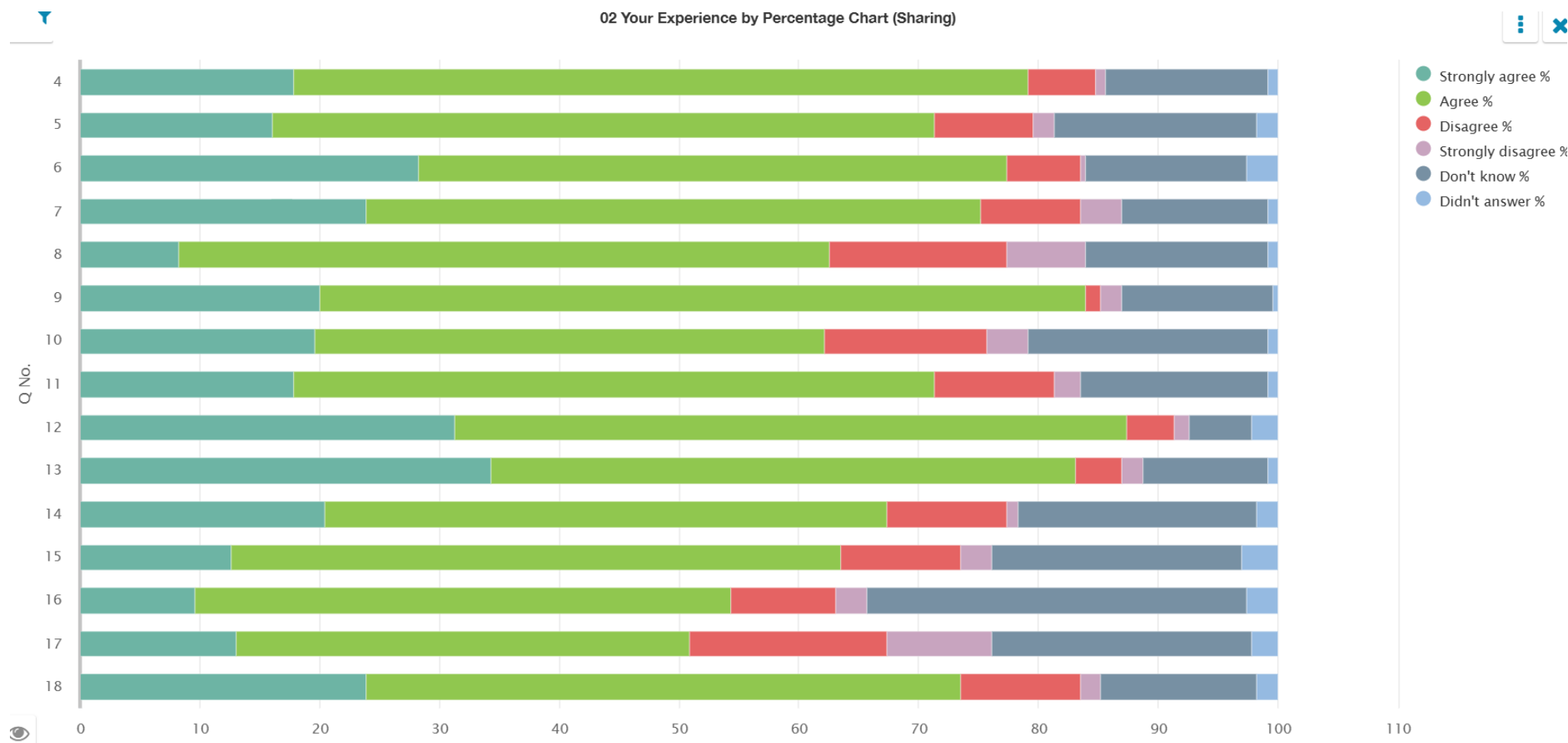
Pre-inspection questionnaire summary report Inspection week: 24 March 2025

Questionnaire for young people in secondary stages (02)

02 Your experience by percentage (sharing)

Q No.	Question	Response Count	Strongly agree %	Agree %	Disagree %	Strongly disagree %	Don't know %	Didn't answer %
4	I feel safe when I am at school.	230	17.83	61.30	5.65	0.87	13.48	0.87
5	My school helps me to feel safe.	230	16.09	55.22	8.26	1.74	16.96	1.74
6	I have someone in my school I can speak to if I am upset or worried about something.	230	28.26	49.13	6.09	0.43	13.48	2.61
7	Staff treat me fairly and with respect.	230	23.91	51.30	8.26	3.48	12.17	0.87
8	Other young people treat me fairly and with respect.	230	8.26	54.35	14.78	6.52	15.22	0.87
9	My school helps me to understand and respect other people.	230	20.00	63.91	1.30	1.74	12.61	0.43
10	My school is helping me to become confident.	230	19.57	42.61	13.48	3.48	20.00	0.87
11	My school teaches me how to lead a healthy lifestyle.	230	17.83	53.48	10.00	2.17	15.65	0.87
12	There are lots of chances at my school for me to get regular exercise.	230	31.30	56.09	3.91	1.30	5.22	2.17
13	My school offers me the opportunity to take part in activities in school beyond the classroom and timetabled day.	230	34.35	48.70	3.91	1.74	10.43	0.87
14	I have the opportunity to discuss my achievements outwith school with an adult in school who knows me well.	230	20.43	46.96	10.00	0.87	20.00	1.74
15	My school listens to my views.	230	12.61	50.87	10.00	2.61	20.87	3.04
16	My school takes my views into account.	230	9.57	44.78	8.70	2.61	31.74	2.61
17	My homework helps me to understand and improve my work in school.	230	13.04	37.83	16.52	8.70	21.74	2.17
18	I was given good advice to make choices about taking the subjects that are right for me.	230	23.91	49.57	10.00	1.74	13.04	1.74

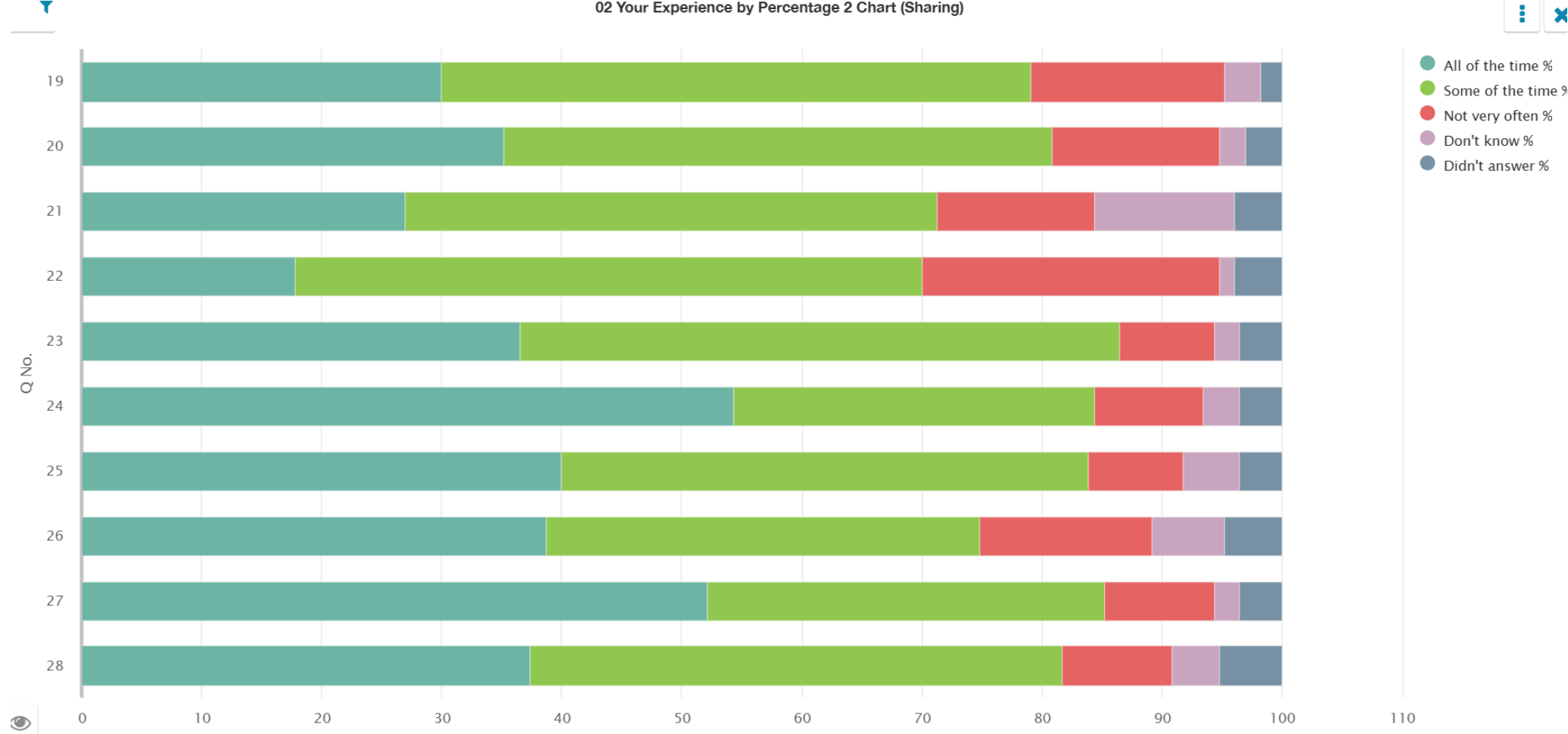
02 Your experience by percentage chart (sharing)



02 Your experience by percentage 2 (sharing)

Q No.	Question	Response Count	All of the time %	Some of the time %	Not very often %	Don't know %	Didn't answer %
19	Staff help young people to be responsible for their own behaviour.	230	30.00	49.13	16.09	3.04	1.74
20	I feel comfortable approaching staff with questions or suggestions.	230	35.22	45.65	13.91	2.17	3.04
21	I am given the opportunity to influence what and how I learn.	230	26.96	44.35	13.04	11.74	3.91
22	I enjoy learning at school.	230	17.83	52.17	24.78	1.30	3.91
23	I feel that my work in school is hard enough.	230	36.52	50.00	7.83	2.17	3.48
24	I know who to ask to get help if I find my work too hard.	230	54.35	30.00	9.13	3.04	3.48
25	Staff help me to understand how I am progressing in my school work.	230	40.00	43.91	7.83	4.78	3.48
26	The feedback I receive on my work helps me to improve my learning.	230	38.70	36.09	14.35	6.09	4.78
27	I am encouraged by staff to do the best I can.	230	52.17	33.04	9.13	2.17	3.48
28	I am happy with the quality of teaching in my school.	230	37.39	44.35	9.13	3.91	5.22

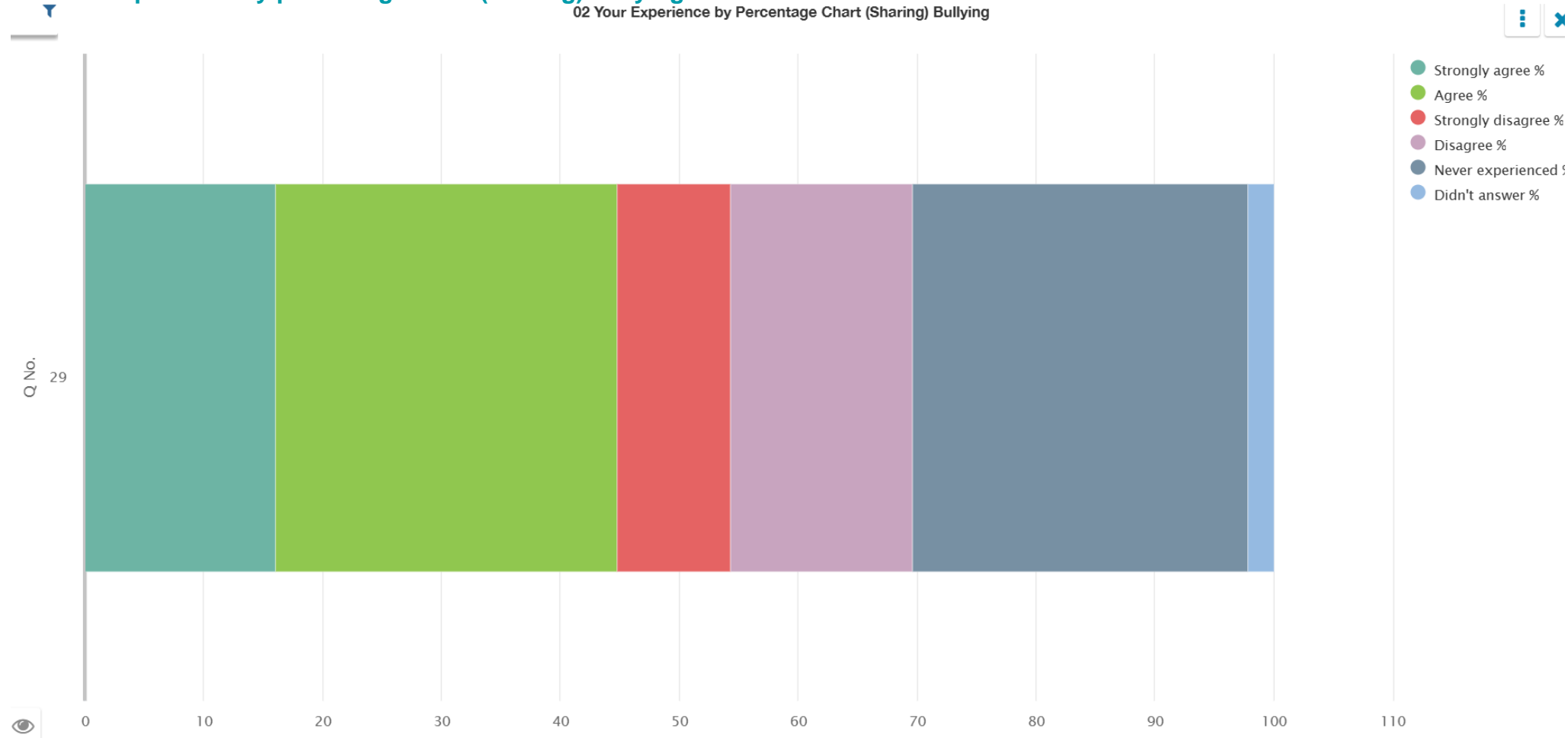
02 Your experience by percentage 2 chart (sharing)



02 Your experience by percentage (sharing) bullying

Q No.	Question	Response Count	Strongly agree %	Agree %	Disagree %	Strongly disagree %	Never experienced %	Didn't answer %
29	My school deals well with any bullying.	230	16.09	28.70	15.22	9.57	28.26	2.17

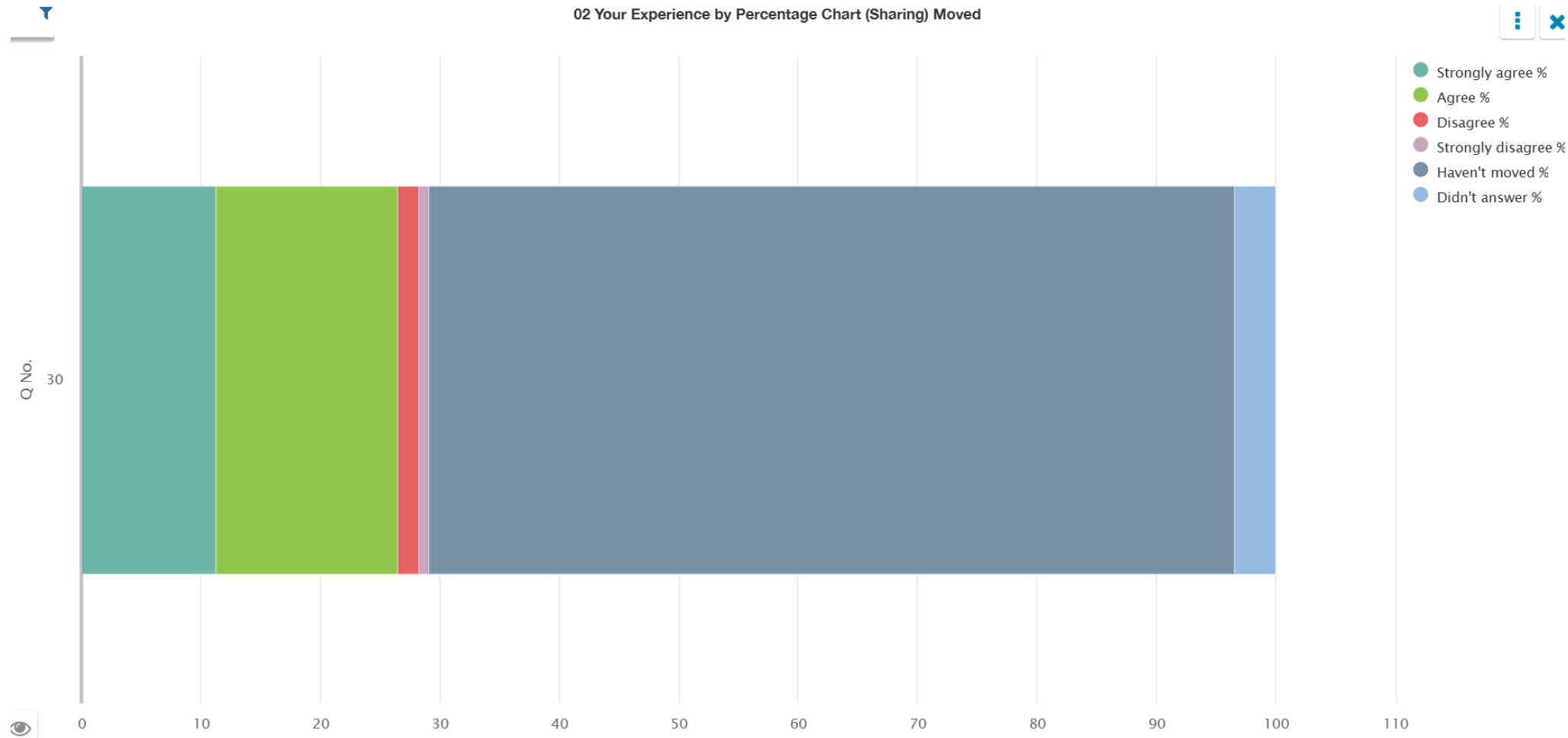
02 Your experience by percentage chart (sharing) bullying



02 Your experience by percentage (sharing) moved

Q No.	Question	Response Count	Strongly agree %	Agree %	Disagree %	Strongly disagree %	Haven't moved %	Didn't answer %
30	I was well supported if I moved to a new school within the last year.	230	11.30	15.22	1.74	0.87	67.39	3.48

02 Your experience by percentage chart (sharing) moved



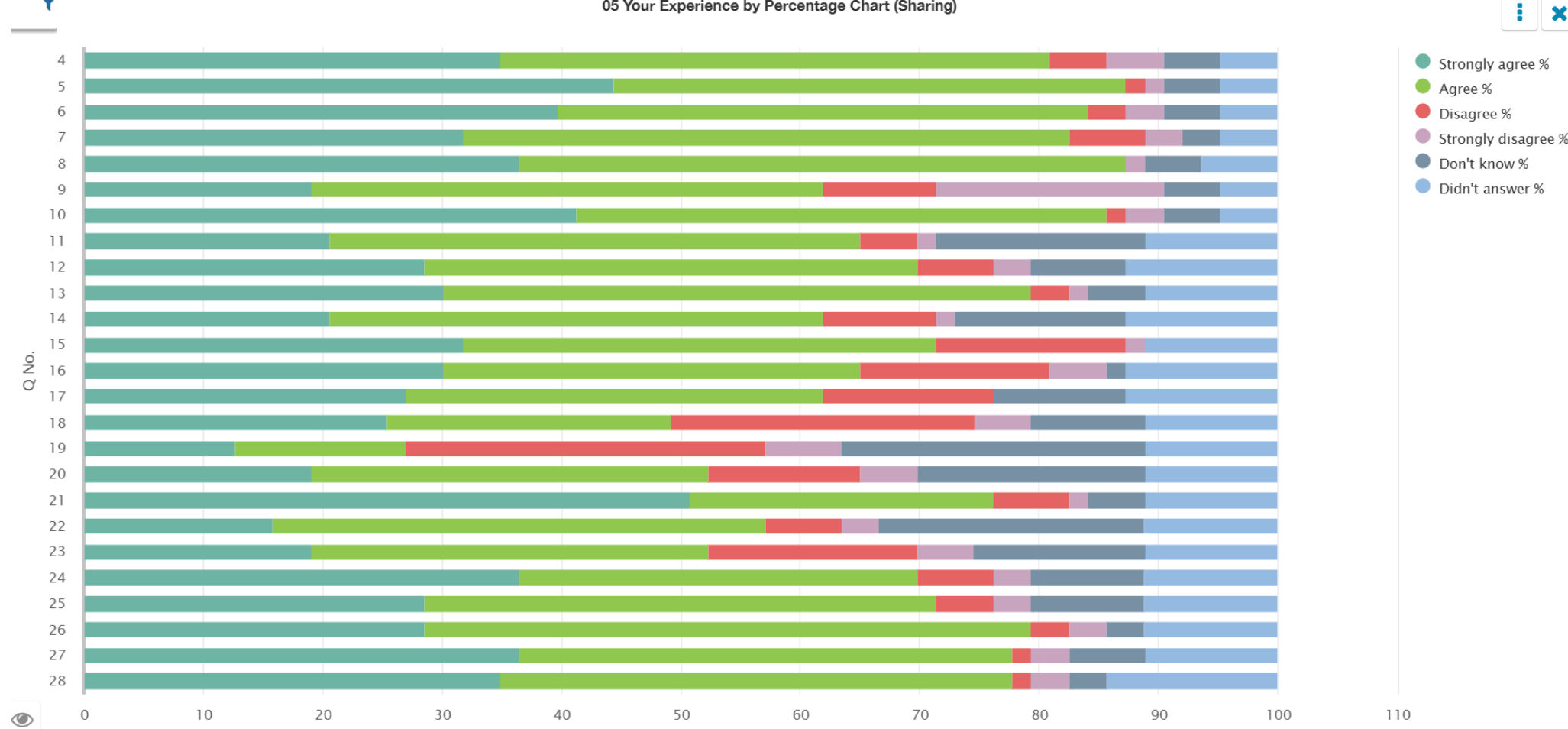
Questionnaire for parents/carers of children in secondary stages (05)

05 Your experience by percentage (sharing)

Q No.	Question	Response Count	Strongly agree %	Agree %	Disagree %	Strongly disagree %	Don't know %	Didn't answer %
4	My child likes being at this school.	63	34.92	46.03	4.76	4.76	4.76	4.76
5	Staff treat my child fairly and with respect.	63	44.44	42.86	1.59	1.59	4.76	4.76
6	I feel that my child is safe at the school.	63	39.68	44.44	3.17	3.17	4.76	4.76
7	The school helps my child to feel confident.	63	31.75	50.79	6.35	3.17	3.17	4.76
8	I feel staff really know my child as an individual.	63	36.51	50.79	0.00	1.59	4.76	6.35
9	My child finds their learning activities hard enough.	63	19.05	42.86	9.52	19.05	4.76	4.76
10	My child receives the help he/she needs to do well.	63	41.27	44.44	1.59	3.17	4.76	4.76
11	My child is encouraged by the school to be healthy and take regular exercise.	63	20.63	44.44	4.76	1.59	17.46	11.11
12	The school supports my child's emotional wellbeing.	63	28.57	41.27	6.35	3.17	7.94	12.70
13	My child is making good progress at the school.	63	30.16	49.21	3.17	1.59	4.76	11.11
14	My child was well supported to make choices about taking the subjects that are right for them.	63	20.63	41.27	9.52	1.59	14.29	12.70
15	I receive helpful, regular feedback about how my child is learning and developing e.g. informal feedback, reports and learning profiles.	63	31.75	39.68	15.87	1.59	0.00	11.11
16	The information I receive about how my child is doing reaches me at the right time.	63	30.16	34.92	15.87	4.76	1.59	12.70
17	I understand how my child's progress is assessed.	63	26.98	34.92	14.29	0.00	11.11	12.70
18	The school gives me advice on how to support my child's learning at home.	63	25.40	23.81	25.40	4.76	9.52	11.11
19	The school organises activities where my child and I can learn together.	63	12.70	14.29	30.16	6.35	25.40	11.11
20	The school takes my views into account when making changes.	63	19.05	33.33	12.70	4.76	19.05	11.11
21	I feel comfortable approaching the school with questions, suggestions and/or a problem.	63	50.79	25.40	6.35	1.59	4.76	11.11

Q No.	Question (cont.)	Response Count	Strongly agree %	Agree %	Disagree %	Strongly disagree %	Don't know %	Didn't answer %
22	I feel encouraged to be involved in the work of the Parent Council and/or parent association.	63	15.87	41.27	6.35	3.17	22.22	11.11
23	I am kept informed about the work of the Parent Council and/or parent association.	63	19.05	33.33	17.46	4.76	14.29	11.11
24	I am satisfied with the quality of teaching in the school.	63	36.51	33.33	6.35	3.17	9.52	11.11
25	The school is well led and managed.	63	28.57	42.86	4.76	3.17	9.52	11.11
26	The school encourages young people to treat others with respect.	63	28.57	50.79	3.17	3.17	3.17	11.11
27	I would recommend the school to other parents.	63	36.51	41.27	1.59	3.17	6.35	11.11
28	Overall, I am satisfied with the school.	63	34.92	42.86	1.59	3.17	3.17	14.29

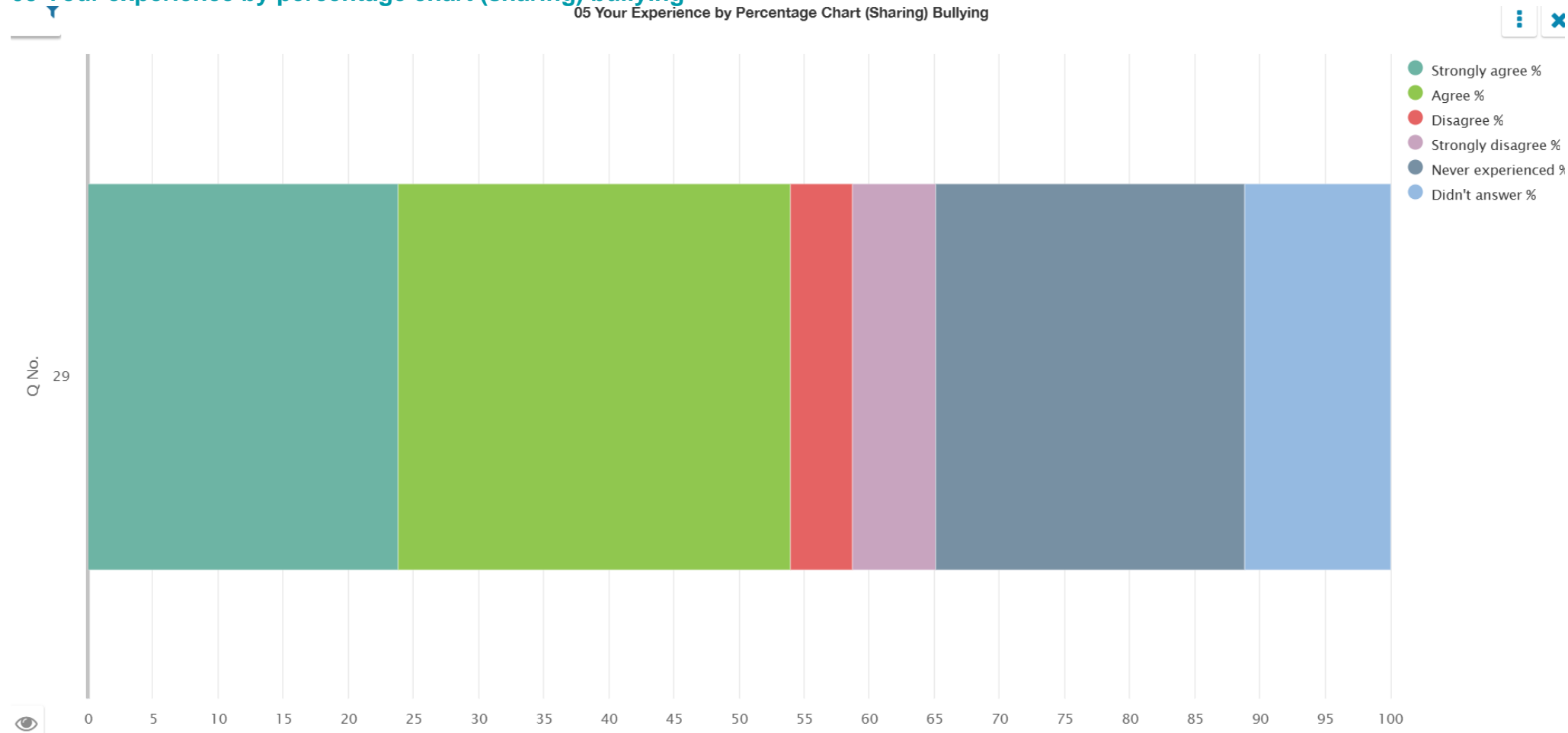
05 Your experience by percentage chart (sharing)



05 Your experience by percentage (sharing) bullying

Q No.	Question	Response Count	Strongly agree %	Agree %	Disagree %	Strongly disagree %	Never experienced %	Didn't answer %
29	My child's school deals well with any bullying.	63	23.81	30.16	4.76	6.35	23.81	11.11

05 Your experience by percentage chart (sharing) bullying



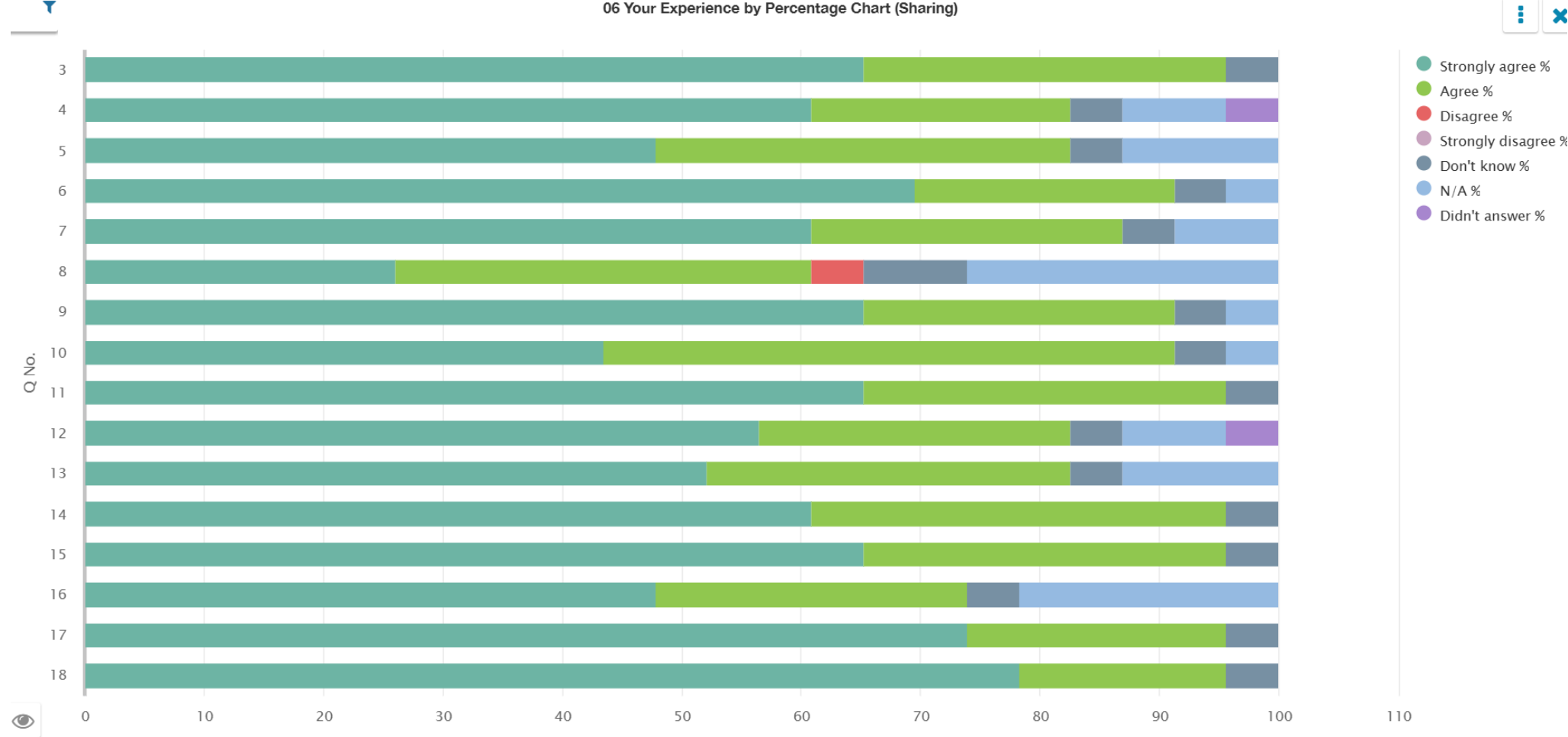
Questionnaire for partners with the school (06)

06 Your experience by percentage (sharing)

Q No.	Question	Response Count	Strongly agree %	Agree %	Disagree %	Strongly disagree %	Don't know %	N/A %	Didn't answer %
3	My service/organisation works in partnership with the school on a regular basis.	23	65.22	30.43	0.00	0.00	4.35	0.00	0.00
4	We are aware of the school's procedures for reporting child protection and safeguarding concerns.	23	60.87	21.74	0.00	0.00	4.35	8.70	4.35
5	My service/organisation has a clear understanding of the school's strategies for raising attainment for all.	23	47.83	34.78	0.00	0.00	4.35	13.04	0.00
6	There are effective arrangements in place for jointly planning provision with the school.	23	69.57	21.74	0.00	0.00	4.35	4.35	0.00
7	There are effective arrangements for jointly delivering provision with the school.	23	60.87	26.09	0.00	0.00	4.35	8.70	0.00
8	My service/organisation is involved in the school's self-evaluation of our joint work.	23	26.09	34.78	4.35	0.00	8.70	26.09	0.00
9	Roles and responsibilities are clearly defined within the partnership.	23	65.22	26.09	0.00	0.00	4.35	4.35	0.00
10	Effective arrangements are in place to evaluate the impact of our partnership working.	23	43.48	47.83	0.00	0.00	4.35	4.35	0.00
11	My service/organisation is kept up to date with changes in the school which may affect the services we deliver.	23	65.22	30.43	0.00	0.00	4.35	0.00	0.00
12	The school provides my service/organisation with relevant information about the needs of children and young people.	23	56.52	26.09	0.00	0.00	4.35	8.70	4.35
13	Arrangements are in place to support my service/organisation to share relevant information about the progress of children and young people with the school.	23	52.17	30.43	0.00	0.00	4.35	13.04	0.00
14	The school values the contribution made by my service/organisation.	23	60.87	34.78	0.00	0.00	4.35	0.00	0.00
15	The school actively promotes my service/organisation to potential users, as appropriate.	23	65.22	30.43	0.00	0.00	4.35	0.00	0.00

Q No.	Question (cont.)	Response Count	Strongly agree %	Agree %	Disagree %	Strongly disagree %	Don't know %	N/A %	Didn't answer %
16	There are opportunities to network, share practice and participate in joint training and development with the school.	23	47.83	26.09	0.00	0.00	4.35	21.74	0.00
17	My service/organisation has a clear understanding of the social, cultural and economic context of the school.	23	73.91	21.74	0.00	0.00	4.35	0.00	0.00
18	Overall, partnership working with the school works well.	23	78.26	17.39	0.00	0.00	4.35	0.00	0.00

06 Your experience by percentage chart (sharing)



Questionnaire for school teachers (10)

10 Your experience by percentage (sharing)

Q No.	Question	Response Count	Strongly agree %	Agree %	Disagree %	Strongly disagree %	Don't know %	N/A %	Didn't answer %
2	I find it rewarding to be a member of staff at this school.	36	30.56	58.33	2.78	0.00	8.33	0.00	0.00
3	I feel a valued part of the school's community.	36	25.00	66.67	2.78	0.00	5.56	0.00	0.00
4	I am encouraged to learn and share practice with colleagues from other schools.	36	8.33	55.56	16.67	0.00	11.11	2.78	5.56
5	I am given the opportunity to learn and share practice with colleagues from other schools.	36	13.89	44.44	27.78	0.00	13.89	0.00	0.00
6	I have a clear understanding of the social, cultural and economic context of the school.	36	58.33	36.11	0.00	0.00	5.56	0.00	0.00
7	I feel appropriately supported by the school to undertake my role.	36	16.67	66.67	8.33	0.00	8.33	0.00	0.00
8	I am supported to engage in professional learning.	36	33.33	58.33	5.56	0.00	2.78	0.00	0.00
9	My professional learning enables me to reflect on and improve my practice.	36	36.11	55.56	0.00	2.78	2.78	0.00	2.78
10	I have regular opportunities to undertake leadership roles.	36	25.00	50.00	8.33	0.00	5.56	5.56	5.56
11	I have opportunities to be involved in agreeing priorities for the school.	36	11.11	55.56	22.22	0.00	5.56	5.56	0.00
12	I am actively involved in the school's ongoing self-evaluation.	36	19.44	52.78	13.89	0.00	8.33	5.56	0.00
13	GTCS standards are used to support professional dialogue.	36	19.44	61.11	11.11	0.00	5.56	0.00	2.78
14	I use information, including data, effectively to identify and reduce inequalities in children's and young people's outcomes.	36	25.00	69.44	0.00	0.00	5.56	0.00	0.00
15	I understand how to apply the school's procedures relating to child protection and safeguarding.	36	47.22	50.00	0.00	0.00	2.78	0.00	0.00
16	The school's vision and values underpins my work.	36	30.56	58.33	5.56	0.00	2.78	0.00	2.78
17	Staff treat all children and young people fairly and with respect.	36	55.56	38.89	2.78	0.00	2.78	0.00	0.00

Q No.	Question (cont.)	Response Count	Strongly agree %	Agree %	Disagree %	Strongly disagree %	Don't know %	N/A %	Didn't answer %
18	Colleagues treat each other with respect.	36	50.00	44.44	0.00	0.00	5.56	0.00	0.00
19	Children and young people are encouraged and supported to treat others with respect.	36	38.89	55.56	2.78	0.00	2.78	0.00	0.00
20	Children and young people are well behaved.	36	0.00	16.67	55.56	27.78	0.00	0.00	0.00
21	The school deals effectively with any bullying.	36	5.56	75.00	5.56	0.00	11.11	2.78	0.00
22	I am provided with feedback when I report an incident.	36	5.56	61.11	22.22	0.00	8.33	2.78	0.00
23	Staff at all levels within the school communicate effectively with each other.	36	13.89	63.89	11.11	0.00	11.11	0.00	0.00
24	The school's arrangements for engaging parents in their child's learning are effective.	36	8.33	50.00	19.44	2.78	19.44	0.00	0.00
25	The school is well led and managed.	36	11.11	77.78	0.00	0.00	11.11	0.00	0.00
26	Collaborative working across the school is effective in taking forward improvement.	36	5.56	72.22	8.33	0.00	11.11	0.00	2.78
27	Children and young people are engaged in their learning.	36	5.56	66.67	25.00	2.78	0.00	0.00	0.00
28	I give children and young people regular feedback which helps them to progress.	36	30.56	58.33	0.00	0.00	5.56	0.00	5.56
29	Children and young people are provided with experiences which meet their learning needs.	36	30.56	58.33	2.78	0.00	5.56	0.00	2.78
30	Children and young people are involved in talking about and planning their learning.	36	13.89	61.11	19.44	0.00	2.78	0.00	2.78
31	Children and young people are involved in setting their learning targets.	36	0.00	80.56	11.11	0.00	5.56	0.00	2.78
32	Children and young people have the opportunity to lead their learning.	36	2.78	77.78	11.11	0.00	8.33	0.00	0.00
33	I receive appropriate support for planning, preparation and assessment.	36	19.44	55.56	19.44	0.00	2.78	2.78	0.00
34	The school has effective strategies to support children and young people with their learning, including those requiring additional support.	36	22.22	63.89	8.33	0.00	2.78	0.00	2.78
35	Staff have a shared understanding of their 'responsibility of all' in literacy and numeracy and health and wellbeing.	36	19.44	63.89	13.89	0.00	0.00	0.00	2.78

Q No.	Question (cont.)	Response Count	Strongly agree %	Agree %	Disagree %	Strongly disagree %	Don't know %	N/A %	Didn't answer %
36	Moderation activities are helping me to make sound professional judgements.	36	19.44	66.67	2.78	0.00	5.56	5.56	0.00
37	I have regular opportunities to help shape the curriculum through discussions with colleagues, parents and partners.	36	22.22	63.89	13.89	0.00	0.00	0.00	0.00
38	I am aware of and involved in the school's strategies for raising attainment for all.	36	33.33	52.78	11.11	0.00	2.78	0.00	0.00

10 Your experience by percentage chart (sharing)



Questionnaire for pupil support staff (11)

11 Your experience by percentage (sharing)

Q No.	Question	Response Count	Strongly agree %	Agree %	Disagree %	Strongly disagree %	Don't know %	N/A %	Didn't answer %
2	I find it rewarding to be a member of staff at this school.	18	44.44	50.00	0.00	0.00	5.56	0.00	0.00
3	I feel a valued part of the school's community.	18	38.89	33.33	11.11	0.00	16.67	0.00	0.00
4	I am encouraged to learn and share practice with colleagues from other schools.	18	27.78	33.33	22.22	0.00	5.56	11.11	0.00
5	I am given the opportunity to learn and share practice with colleagues from other schools.	18	22.22	33.33	27.78	5.56	0.00	11.11	0.00
6	I have a clear understanding of the social, cultural and economic context of the school.	18	44.44	50.00	0.00	0.00	5.56	0.00	0.00
7	I feel appropriately supported by the school to undertake my role.	18	50.00	38.89	11.11	0.00	0.00	0.00	0.00
8	I am supported to engage in professional learning.	18	44.44	44.44	5.56	0.00	5.56	0.00	0.00
9	My professional learning enables me to reflect on and improve my practice.	18	44.44	44.44	0.00	0.00	5.56	5.56	0.00
10	I have regular opportunities to undertake leadership roles.	18	27.78	16.67	33.33	0.00	5.56	16.67	0.00
11	I have opportunities to be involved in agreeing priorities for the school.	18	27.78	33.33	16.67	0.00	11.11	11.11	0.00
12	I am actively involved in the school's ongoing self-evaluation.	18	22.22	44.44	11.11	0.00	5.56	16.67	0.00
13	I use information, including data, effectively to identify and reduce inequalities in children's and young people's outcomes.	18	33.33	55.56	0.00	0.00	11.11	0.00	0.00
14	I understand how to apply the school's procedures relating to child protection and safeguarding.	18	50.00	33.33	0.00	0.00	11.11	0.00	5.56
15	The school's vision and values underpins my work.	18	38.89	38.89	11.11	0.00	5.56	5.56	0.00
16	Staff treat all children and young people fairly and with respect.	18	44.44	22.22	16.67	0.00	16.67	0.00	0.00
17	Colleagues treat each other with respect.	18	38.89	50.00	5.56	0.00	5.56	0.00	0.00

Q No.	Question (cont.)	Response Count	Strongly agree %	Agree %	Disagree %	Strongly disagree %	Don't know %	N/A %	Didn't answer %
18	Children and young people are encouraged and supported to treat others with respect.	18	38.89	50.00	0.00	0.00	11.11	0.00	0.00
19	Children and young people are well behaved.	18	5.56	22.22	61.11	5.56	0.00	5.56	0.00
20	The school deals effectively with any bullying.	18	27.78	55.56	5.56	0.00	11.11	0.00	0.00
21	I am provided with feedback when I report an incident.	18	22.22	66.67	5.56	0.00	5.56	0.00	0.00
22	Staff at all levels within the school communicate effectively with each other.	18	22.22	50.00	22.22	0.00	5.56	0.00	0.00
23	The school's arrangements for engaging parents in their child's learning are effective.	18	33.33	44.44	5.56	0.00	16.67	0.00	0.00
24	The school is well led and managed.	18	33.33	50.00	0.00	0.00	11.11	0.00	5.56
25	Collaborative working across the school is effective in taking forward improvement.	18	27.78	38.89	0.00	0.00	33.33	0.00	0.00
26	Children and young people are engaged in their learning.	18	5.56	61.11	11.11	0.00	22.22	0.00	0.00
27	I give children and young people regular feedback which helps them to progress.	18	27.78	66.67	0.00	0.00	5.56	0.00	0.00
28	Children and young people are provided with experiences which meet their learning needs.	18	22.22	61.11	5.56	0.00	5.56	0.00	5.56
29	Children and young people are involved in talking about and planning their learning.	18	11.11	50.00	11.11	0.00	11.11	11.11	5.56
30	Children and young people are involved in setting their learning targets.	18	11.11	55.56	5.56	0.00	16.67	5.56	5.56
31	Children and young people have the opportunity to lead their learning.	18	11.11	33.33	5.56	0.00	27.78	11.11	11.11
32	I receive appropriate support for planning, preparation and assessment.	18	16.67	55.56	11.11	0.00	5.56	5.56	5.56
33	The school has effective strategies to support children and young people with their learning, including those requiring additional support.	18	38.89	50.00	0.00	0.00	11.11	0.00	0.00
34	Staff have a shared understanding of their 'responsibility of all' in literacy and numeracy and health and wellbeing.	18	22.22	44.44	16.67	0.00	16.67	0.00	0.00
35	I have regular opportunities to help shape the curriculum as part of the team.	18	16.67	50.00	5.56	0.00	0.00	22.22	5.56

Q No.	Question (cont.)	Response Count	Strongly agree %	Agree %	Disagree %	Strongly disagree %	Don't know %	N/A %	Didn't answer %
36	I am aware of the school's strategies for raising attainment for all.	18	22.22	61.11	5.56	0.00	11.11	0.00	0.00

11 Your experience by percentage chart (sharing)

