

Children (Primary) Questionnaire Summary

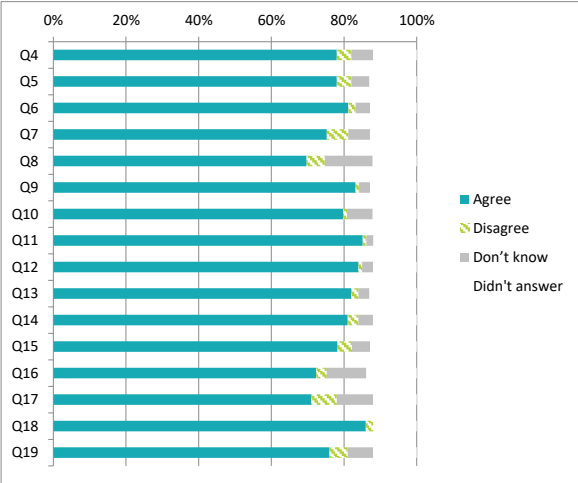
Centre Name:All Saints Primary School  
SEED Number: 8640220

Number of responses : 194

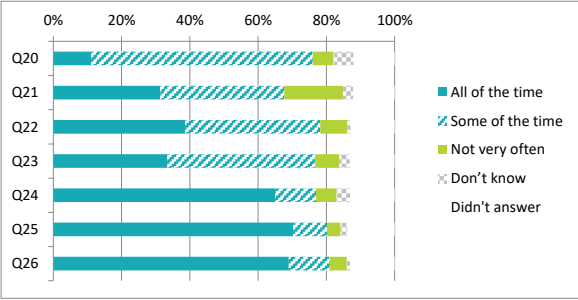
Where there were fewer than ten responses to a question (excluding those who didn't answer),the data has been suppressed ("x") in order to avoid identification of individuals.

Percentages are rounded and may not add up to 100%

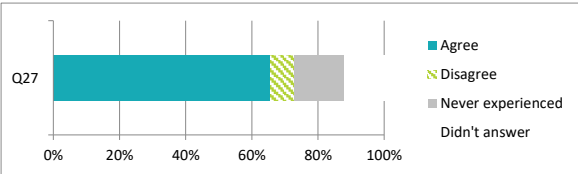
		Percentage %			
		Agree	Disagree	Don't know	Didn't answer
Q4	I feel safe when I am at school	78	4	6	12
Q5	My school helps me to feel safe	78	4	5	13
Q6	I have someone in my school I can speak to if I am upset or worried about something	82	2	4	13
Q7	Staff treat me fairly and with respect	76	6	6	13
Q8	Other children treat me fairly and with respect	69	5	13	12
Q9	My school helps me to understand and respect other people	84	1	3	13
Q10	My school is helping me to become confident	79	1	7	12
Q11	My school teaches me to lead a healthy lifestyle	86	1	2	12
Q12	There are lots of chances at my school for me to get regular exercise	84	1	3	12
Q13	My school offers me the opportunity to take part in activities in school beyond the classroom and timetabled day	82	2	3	13
Q14	I have the opportunity to discuss my achievements out with school with an adult in school who knows me well	81	3	4	12
Q15	My school listens to my views	79	4	5	13
Q16	My school takes my views into account	73	3	11	14
Q17	I feel comfortable approaching staff with questions or suggestions	71	7	10	12
Q18	Staff help me to understand how I am progressing in my school work	86	2	0	12
Q19	My homework helps me to understand and improve my work in school	76	5	7	12



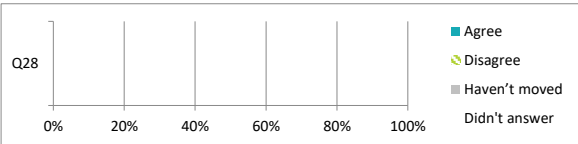
		Percentage %				
		All of the time	Some of the time	Not very often	Don't know	Didn't answer
Q20	Other children behave well	11	65	6	6	12
Q21	My teachers ask me about what things I want to learn in school	31	36	17	3	12
Q22	I enjoy learning at school	39	40	8	1	13
Q23	I feel that my work in school is hard enough	33	43	7	3	13
Q24	I know who to ask to get help if I find my work too hard	65	12	6	4	13
Q25	I am encouraged by staff to do the best I can	71	10	4	2	14
Q26	I am happy with the quality of teaching in my school	69	12	5	1	13



		Percentage %			
		Agree	Disagree	Never experienced	Didn't answer
Q27	My school deals well with any bullying	65	7	15	12



		Percentage %			
		Agree	Disagree	Haven't moved	Didn't answer
Q28	I was well supported if I moved to a new school within the last year	x	x	x	x



Parents / Carers (Primary) Questionnaire Summary

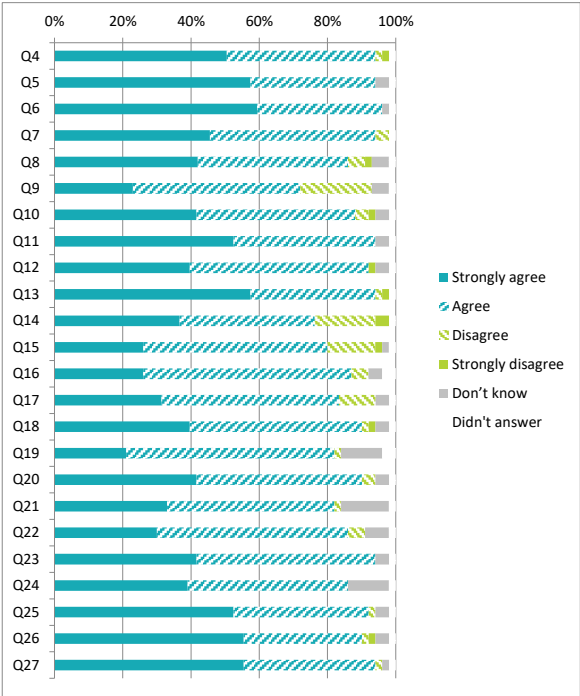
Centre Name:All Saints Primary School  
SEED Number: 8640220

Number of responses : 57

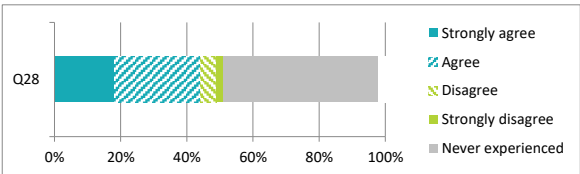
Disclosure control has been applied to the data, this means a small number of responses have been changed to prevent individuals being identified.  
Where there were fewer than ten responses to a question (excluding those who didn't answer),the data has been suppressed ("x")  
in order to avoid identification of individuals.

Percentages are rounded and may not add up to 100%

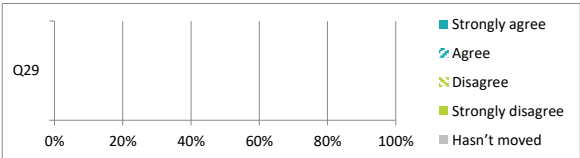
		Percentage %					
		Strongly agree	Agree	Disagree	Strongly disagree	Don't know	Didn't answer
Q4	My child likes being at this school	51	44	2	2	0	2
Q5	Staff treat my child fairly and with respect	58	37	0	0	4	2
Q6	I feel that my child is safe at the school	60	37	0	0	2	2
Q7	The school helps my child to feel confident	46	49	4	0	0	2
Q8	I feel staff really know my child as an individual	42	44	5	2	5	2
Q9	My child finds their learning activities hard enough	23	49	21	0	5	2
Q10	My child receives the help he/she needs to do well	42	47	4	2	4	2
Q11	My child is encouraged by the school to be healthy and take regular exercise	53	42	0	0	4	2
Q12	The school supports my child's emotional wellbeing	40	53	0	2	4	2
Q13	My child is making good progress at the school	58	37	2	2	0	2
Q14	I receive helpful, regular feedback about how my child is learning and developing e.g. informal feedback, reports and learning profiles	37	40	18	4	0	2
Q15	The information I receive about how my child is doing reaches me at the right time	26	54	14	2	2	2
Q16	I understand how my child's progress is assessed	26	61	5	0	4	4
Q17	The school gives me advice on how to support my child's learning at home	32	53	11	0	4	2
Q18	The school organises activities where my child and I can learn together	40	51	2	2	4	2
Q19	The school takes my views into account when making changes	21	61	2	0	12	4
Q20	I feel comfortable approaching the school with questions, suggestions and/or a problem	42	49	4	0	4	2
Q21	I feel encouraged to be involved in the work of the Parent Council and/or parent association	33	49	2	0	14	2
Q22	I am kept informed about the work of the Parent Council and/or parent association	30	56	5	0	7	2
Q23	I am satisfied with the quality of teaching in the school	42	53	0	0	4	2
Q24	The school is well led and managed	39	47	0	0	12	2
Q25	The school encourages children to treat others with respect	53	40	2	0	4	2
Q26	I would recommend the school to other parents	56	35	2	2	4	2
Q27	Overall, I am satisfied with the school	56	39	2	0	2	2



		Percentage %					
		Strongly agree	Agree	Disagree	Strongly disagree	Never experienced	Didn't answer
Q28	The school deals well with any bullying	18	26	5	2	47	2



		Percentage %					
		Strongly agree	Agree	Disagree	Strongly disagree	Hasn't moved	Didn't answer
Q29	My child was well supported if they moved to a new school within the last year	x	x	x	x	x	x



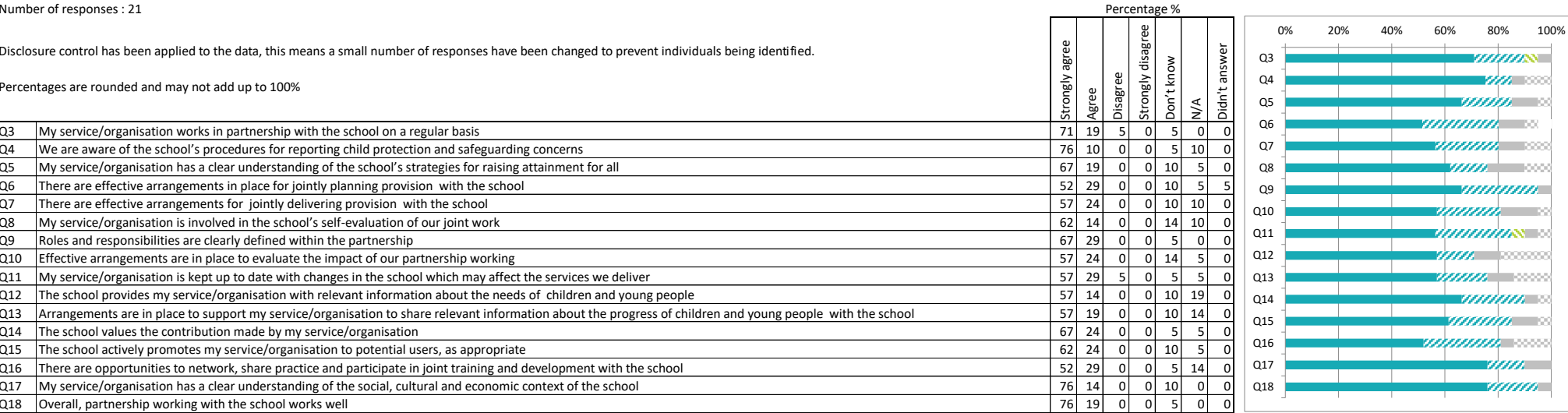
# Partners (Primary / Secondary) Questionnaire Summary

Centre Name:All Saints Primary School  
SEED Number: 8640220

Number of responses : 21

Disclosure control has been applied to the data, this means a small number of responses have been changed to prevent individuals being identified.

Percentages are rounded and may not add up to 100%



- Strongly agree
- Agree
- Disagree
- Strongly disagree
- Don't know
- N/A
- Didn't answer

Staff Pupil Support (Primary / Secondary) Questionnaire Summary

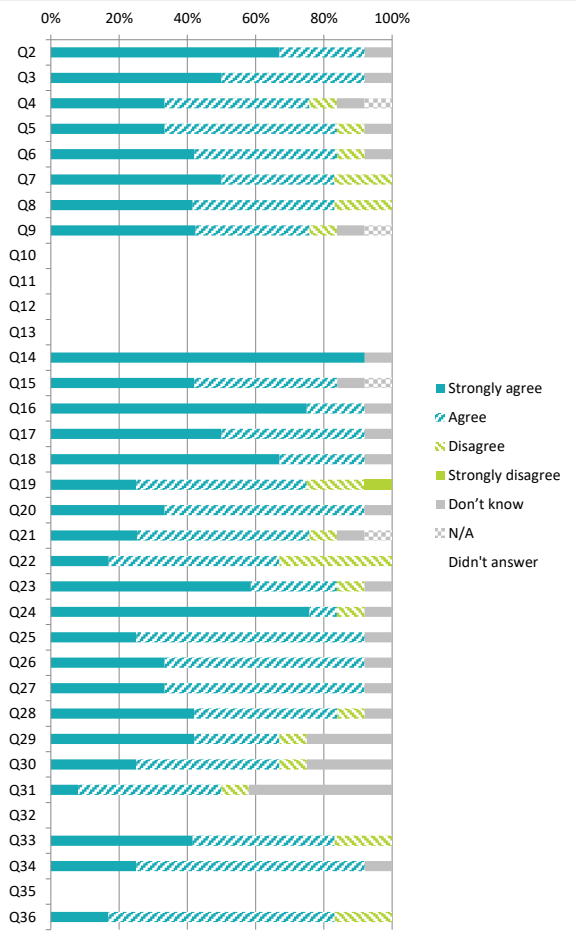
Centre Name:All Saints Primary School  
SEED Number: 8640220

Number of responses : 12

Disclosure control has been applied to the data, this means a small number of responses have been changed to prevent individuals being identified.  
Where there were fewer than ten responses to a question (excluding those who didn't answer),the data has been suppressed ("x")  
in order to avoid identification of individuals.

Percentages are rounded and may not add up to 100%

		Percentage %						
		Strongly agree	Agree	Disagree	Strongly disagree	Don't know	N/A	Didn't answer
Q2	I find it rewarding to be a member of staff at this school	67	25	0	0	8	0	0
Q3	I feel a valued part of the school's community	50	42	0	0	8	0	0
Q4	I am encouraged to learn and share practice with colleagues from other schools	33	42	8	0	8	8	0
Q5	I am given the opportunity to learn and share practice with colleagues from other schools	33	50	8	0	8	0	0
Q6	I have a clear understanding of the social, cultural and economic context of the school	42	42	8	0	8	0	0
Q7	I feel appropriately supported by the school to undertake my role	50	33	17	0	0	0	0
Q8	I am supported to engage in professional learning	42	42	17	0	0	0	0
Q9	My professional learning enables me to reflect on and improve my practice	42	33	8	0	8	8	0
Q10	I have regular opportunities to undertake leadership roles	x	x	x	x	x	x	x
Q11	I have opportunities to be involved in agreeing priorities for the school	x	x	x	x	x	x	x
Q12	I am actively involved in the school's on-going self-evaluation	x	x	x	x	x	x	x
Q13	I use information including data effectively to identify and reduce inequalities in children and young people's outcomes	x	x	x	x	x	x	x
Q14	I understand how to apply the school's procedures relating to child protection and safeguarding	92	0	0	0	8	0	0
Q15	The school's vision and values underpins my work	42	42	0	0	8	8	0
Q16	Staff treat all children and young people fairly and with respect	75	17	0	0	8	0	0
Q17	Colleagues treat each other with respect	50	42	0	0	8	0	0
Q18	Children and young people are encouraged and supported to treat others with respect	67	25	0	0	8	0	0
Q19	Children and young people are well behaved	25	50	17	8	0	0	0
Q20	The school deals effectively with bullying	33	58	0	0	8	0	0
Q21	I am provided with feedback when I report an incident	25	50	8	0	8	8	0
Q22	Staff at all levels within the school communicate effectively with each other	17	50	33	0	0	0	0
Q23	The school's arrangements for engaging parents in their child's learning are effective	58	25	8	0	8	0	0
Q24	The school is well led and managed	75	8	8	0	8	0	0
Q25	Collaborative working across the school is effective in taking forward improvement	25	67	0	0	8	0	0
Q26	Children and young people are engaged in their learning	33	58	0	0	8	0	0
Q27	I give children and young people regular feedback which helps them to progress	33	58	0	0	8	0	0
Q28	Children and young people are provided with experiences which meet their learning needs	42	42	8	0	8	0	0
Q29	Children and young people are involved in talking about and planning their learning	42	25	8	0	25	0	0
Q30	Children and young people are involved in setting their learning targets	25	42	8	0	25	0	0
Q31	Children and young people have the opportunity to lead their learning	8	42	8	0	42	0	0
Q32	I receive appropriate support for planning, preparation and assessment	x	x	x	x	x	x	x
Q33	The school has effective strategies to support children and young people with their learning, including those requiring additional support	42	42	17	0	0	0	0
Q34	Staff have a shared understanding of their 'responsibility of all' in literacy and numeracy and health and wellbeing	25	67	0	0	8	0	0
Q35	I have regular opportunities to help shape the curriculum as part of the team	x	x	x	x	x	x	x
Q36	I am aware of the school's strategies for raising attainment for all	17	67	17	0	0	0	0



# Staff School Support (Primary / Secondary) Questionnaire Summary


Centre Name:All Saints Primary School  
SEED Number: 8640220

Number of responses : 5

Where there were fewer than ten responses to a question (excluding those who didn't answer),the data has been suppressed ("x")  
in order to avoid identification of individuals.

Percentages are rounded and may not add up to 100%

		Percentage %						
		Strongly agree	Agree	Disagree	Strongly disagree	Don't know	N/A	Didn't answer
Q2	I find it rewarding to be a member of staff at this school	x	x	x	x	x	x	x
Q3	I feel a valued part of the school's community	x	x	x	x	x	x	x
Q4	I am encouraged to learn and share practice with colleagues from other schools	x	x	x	x	x	x	x
Q5	I am given the opportunity to learn and share practice with colleagues from other schools	x	x	x	x	x	x	x
Q6	I have a clear understanding of the social, cultural and economic context of the school	x	x	x	x	x	x	x
Q7	I feel appropriately supported by the school to undertake my role	x	x	x	x	x	x	x
Q8	I am supported to take part in development opportunities	x	x	x	x	x	x	x
Q9	My professional learning enables me to reflect on and improve my practice	x	x	x	x	x	x	x
Q10	I have regular opportunities to undertake leadership roles	x	x	x	x	x	x	x
Q11	I have opportunities to be involved in agreeing priorities for the school	x	x	x	x	x	x	x
Q12	I am actively involved in the school's on-going self-evaluation	x	x	x	x	x	x	x
Q13	I understand how to apply the school's procedures relating to child protection and safeguarding	x	x	x	x	x	x	x
Q14	The school's vision and values underpins my work	x	x	x	x	x	x	x
Q15	Staff treat all children and young people fairly and with respect	x	x	x	x	x	x	x
Q16	Colleagues treat each other with respect	x	x	x	x	x	x	x
Q17	Children and young people are encouraged and supported to treat others with respect	x	x	x	x	x	x	x
Q18	Children and young people are well behaved	x	x	x	x	x	x	x
Q19	The school deals effectively with bullying	x	x	x	x	x	x	x
Q20	I am provided with feedback when I report an incident	x	x	x	x	x	x	x
Q21	Collaborative working across the school is effective in taking forward improvement	x	x	x	x	x	x	x
Q22	Staff at all levels within the school communicate effectively with each other	x	x	x	x	x	x	x
Q23	The school is well led and managed	x	x	x	x	x	x	x



Staff Teachers (Primary / Secondary) Questionnaire Summary

Centre Name:All Saints Primary School  
SEED Number: 8640220

Number of responses : 31

Disclosure control has been applied to the data, this means a small number of responses have been changed to prevent individuals being identified.

Percentages are rounded and may not add up to 100%

