

Mount Carmel Primary School

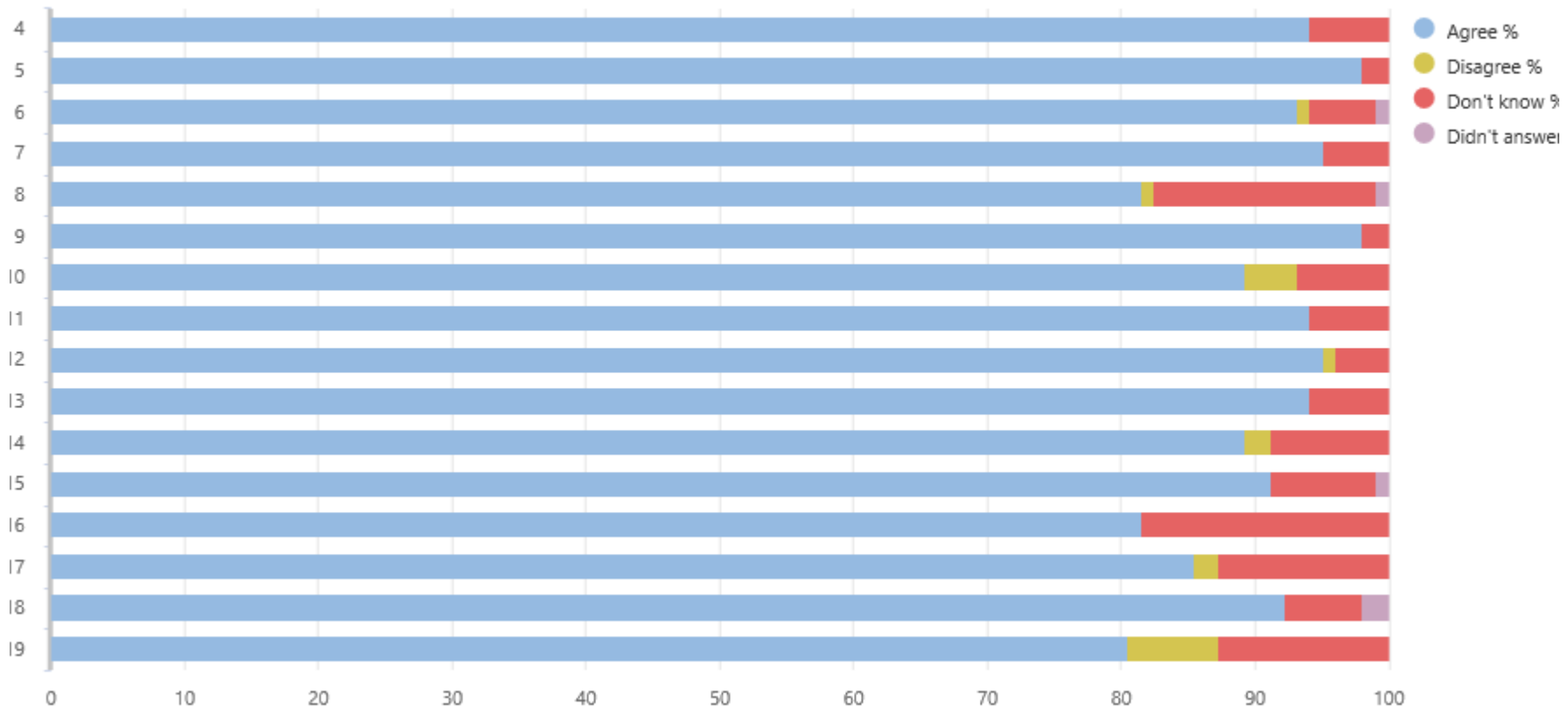
Pre-inspection questionnaire summary report

Inspection week: 23 September 2019

Children in primary stages (01)

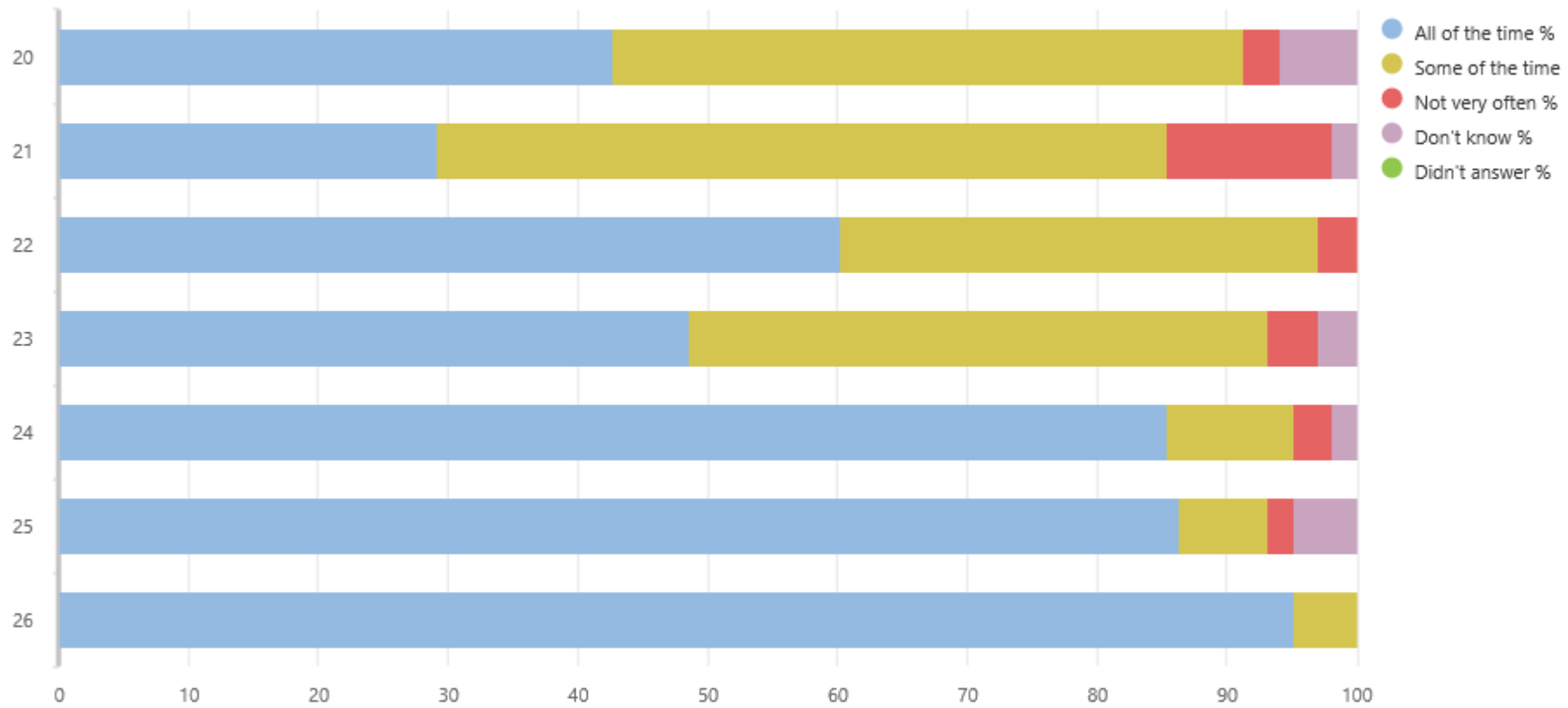
01 Your Experience by Percentage (Sharing)						
Q No.	Question	Response Count	Agree %	Disagree %	Don't know %	Didn't answer %
4	I feel safe when I am at school.	103	94.17	0	5.83	0
5	My school helps me to feel safe.	103	98.06	0	1.94	0
6	I have someone in my school I can speak to if I am upset or worried about something.	103	93.2	0.97	4.85	0.97
7	Staff treat me fairly and with respect.	103	95.15	0	4.85	0
8	Other children treat me fairly and with respect.	103	81.55	0.97	16.5	0.97
9	My school helps me to understand and respect other people.	103	98.06	0	1.94	0
10	My school is helping me to become confident.	103	89.32	3.88	6.8	0
11	My school teaches me how to lead a healthy lifestyle.	103	94.17	0	5.83	0
12	There are lots of chances at my school for me to get regular exercise.	103	95.15	0.97	3.88	0
13	My school offers me the opportunity to take part in activities in school beyond the classroom and timetabled day.	103	94.17	0	5.83	0
14	I have the opportunity to discuss my achievements outwith school with an adult in school who knows me well.	103	89.32	1.94	8.74	0
15	My school listens to my views.	103	91.26	0	7.77	0.97
16	My school takes my views into account.	103	81.55	0	18.45	0
17	I feel comfortable approaching staff with questions or suggestions.	103	85.44	1.94	12.62	0
18	Staff help me to understand how I am progressing in my school work.	103	92.23	0	5.83	1.94
19	My homework helps me to understand and improve my work in school.	103	80.58	6.8	12.62	0

01 Your Experience by Percentage Chart (Sharing)



01 Your Experience by Percentage 2 (Sharing)								
Q No.	Question	Response Count	All of the time %	Some of the time %	Not very often %	Don't know %	Didn't answer %	
20	Other children behave well.	103	42.72	48.54	2.91	5.83	0	
21	My teachers ask me about what things I want to learn in school.	103	29.13	56.31	12.62	1.94	0	
22	I enjoy learning at school.	103	60.19	36.89	2.91	0	0	
23	I feel that my work in school is hard enough.	103	48.54	44.66	3.88	2.91	0	
24	I know who to ask to get help if I find my work too hard.	103	85.44	9.71	2.91	1.94	0	
25	I am encouraged by staff to do the best I can.	103	86.41	6.8	1.94	4.85	0	
26	I am happy with the quality of teaching in my school.	103	95.15	4.85	0	0	0	

01 Your Experience by Percentage 2 Chart (Sharing)

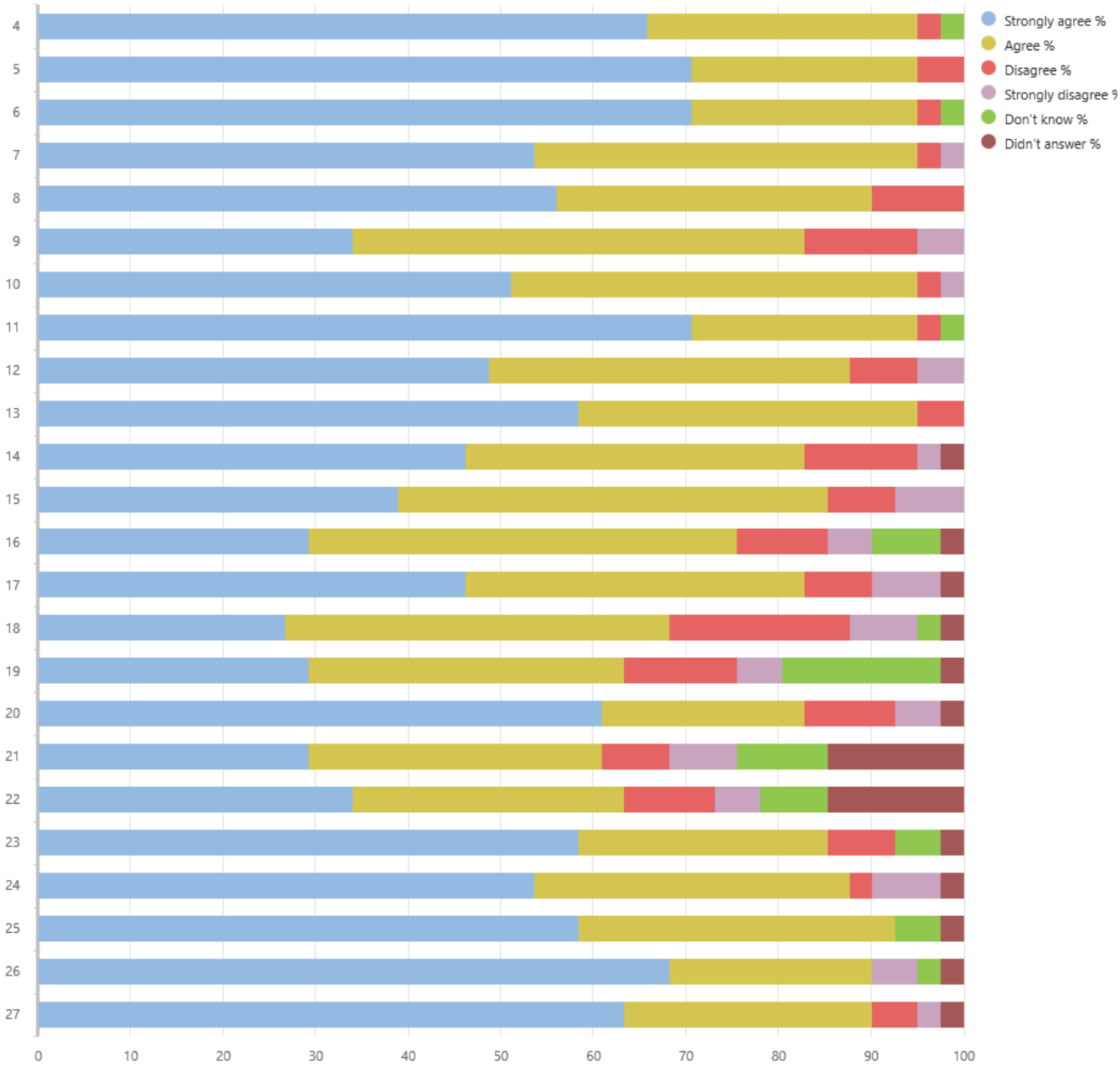


Parents/carers of children in primary stages (04)

04 Your Experience by Percentage (Sharing)									
Q No.	Question	Response Count	Strongly agree %	Agree %	Disagree %	Strongly disagree %	Don't know %	Didn't answer %	
4	My child likes being at this school.	41	65.85	29.27	2.44	0	2.44	0	
5	Staff treat my child fairly and with respect.	41	70.73	24.39	4.88	0	0	0	
6	I feel that my child is safe at the school.	41	70.73	24.39	2.44	0	2.44	0	
7	The school helps my child to feel confident.	41	53.66	41.46	2.44	2.44	0	0	
8	I feel staff really know my child as an individual.	41	56.1	34.15	9.76	0	0	0	
9	My child finds their learning activities hard enough.	41	34.15	48.78	12.2	4.88	0	0	
10	My child receives the help he/she needs to do well.	41	51.22	43.9	2.44	2.44	0	0	
11	My child is encouraged by the school to be healthy and take regular exercise.	41	70.73	24.39	2.44	0	2.44	0	
12	The school supports my child's emotional wellbeing.	41	48.78	39.02	7.32	4.88	0	0	
13	My child is making good progress at the school.	41	58.54	36.59	4.88	0	0	0	
14	I receive helpful, regular feedback about how my child is learning and developing e.g. informal feedback, reports and learning profiles.	41	46.34	36.59	12.2	2.44	0	2.44	
15	The information I receive about how my child is doing reaches me at the right time.	41	39.02	46.34	7.32	7.32	0	0	
16	I understand how my child's progress is assessed.	41	29.27	46.34	9.76	4.88	7.32	2.44	

17	The school gives me advice on how to support my child's learning at home.	41	46.34	36.5 9	7.32	7.32	0	2.44
18	The school organises activities where my child and I can learn together.	41	26.83	41.4 6	19.51	7.32	2.44	2.44
19	The school takes my views into account when making changes.	41	29.27	34.1 5	12.2	4.88	17.07	2.44
20	I feel comfortable approaching the school with questions, suggestions and/or a problem.	41	60.98	21.9 5	9.76	4.88	0	2.44
21	I feel encouraged to be involved in the work of the Parent Council and/or parent association.	41	29.27	31.7 1	7.32	7.32	9.76	14.63
22	I am kept informed about the work of the Parent Council and/or parent association.	41	34.15	29.2 7	9.76	4.88	7.32	14.63
23	I am satisfied with the quality of teaching in the school.	41	58.54	26.8 3	7.32	0	4.88	2.44
24	The school is well led and managed.	41	53.66	34.1 5	2.44	7.32	0	2.44
25	The school encourages children to treat others with respect.	41	58.54	34.1 5	0	0	4.88	2.44
26	I would recommend the school to other parents.	41	68.29	21.9 5	0	4.88	2.44	2.44
27	Overall, I am satisfied with the school.	41	63.41	26.8 3	4.88	2.44	0	2.44

04 Your Experience by Percentage Chart (Sharing)



04 Your Experience by Percentage (Sharing) Bullying									
Q No.	Question	Response Count	Strongly agree %	Agree %	Disagree %	Strongly disagree %	Never experienced %	Didn't answer %	
28	The school deals well with any bullying.	41	24.39	24.39	7.32	0	43.9	0	

04 Your Experience by Percentage Chart (Sharing) Bullying

