

# **Urafirth Primary School and Early Years**

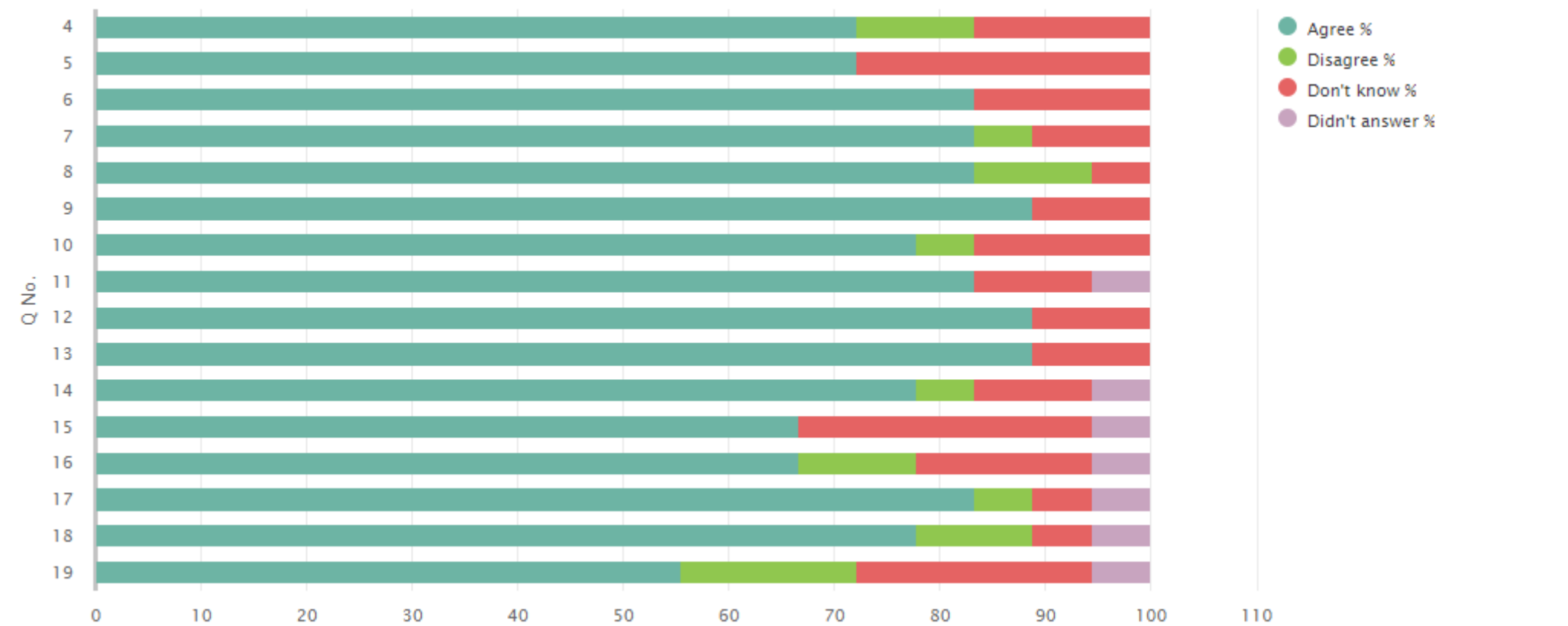
**Pre-inspection questionnaire summary report**  
**Inspection week: 7 October 2024**

## Questionnaire for children in primary stages (01)

## 01 Your experience by percentage (sharing)

| Q No. | Question  | Response Count | Agree % | Disagree % | Don't know % | Didn't answer % |
|-------|---|----------------|---------|------------|--------------|-----------------|
| 4     | I feel safe when I am at school.  | 18             | 72.22   | 11.11      | 16.67        | 0.00            |
| 5     | My school helps me to feel safe.  | 18             | 72.22   | 0.00       | 27.78        | 0.00            |
| 6     | I have someone in my school I can speak to if I am upset or worried about something.                              | 18             | 83.33   | 0.00       | 16.67        | 0.00            |
| 7     | Staff treat me fairly and with respect.   | 18             | 83.33   | 5.56       | 11.11        | 0.00            |
| 8     | Other children treat me fairly and with respect.  | 18             | 83.33   | 11.11      | 5.56         | 0.00            |
| 9     | My school helps me to understand and respect other people.  | 18             | 88.89   | 0.00       | 11.11        | 0.00            |
| 10    | My school is helping me to become confident.  | 18             | 77.78   | 5.56       | 16.67        | 0.00            |
| 11    | My school teaches me how to lead a healthy lifestyle.   | 18             | 83.33   | 0.00       | 11.11        | 5.56            |
| 12    | There are lots of chances at my school for me to get regular exercise.  | 18             | 88.89   | 0.00       | 11.11        | 0.00            |
| 13    | My school offers me the opportunity to take part in activities in school beyond the classroom and timetabled day. | 18             | 88.89   | 0.00       | 11.11        | 0.00            |
| 14    | I have the opportunity to discuss my achievements outwith school with an adult in school who knows me well.       | 18             | 77.78   | 5.56       | 11.11        | 5.56            |
| 15    | My school listens to my views.  | 18             | 66.67   | 0.00       | 27.78        | 5.56            |
| 16    | My school takes my views into account.  | 18             | 66.67   | 11.11      | 16.67        | 5.56            |
| 17    | I feel comfortable approaching staff with questions or suggestions.   | 18             | 83.33   | 5.56       | 5.56         | 5.56            |
| 18    | Staff help me to understand how I am progressing in my school work.   | 18             | 77.78   | 11.11      | 5.56         | 5.56            |
| 19    | My homework helps me to understand and improve my work in school.   | 18             | 55.56   | 16.67      | 22.22        | 5.56            |

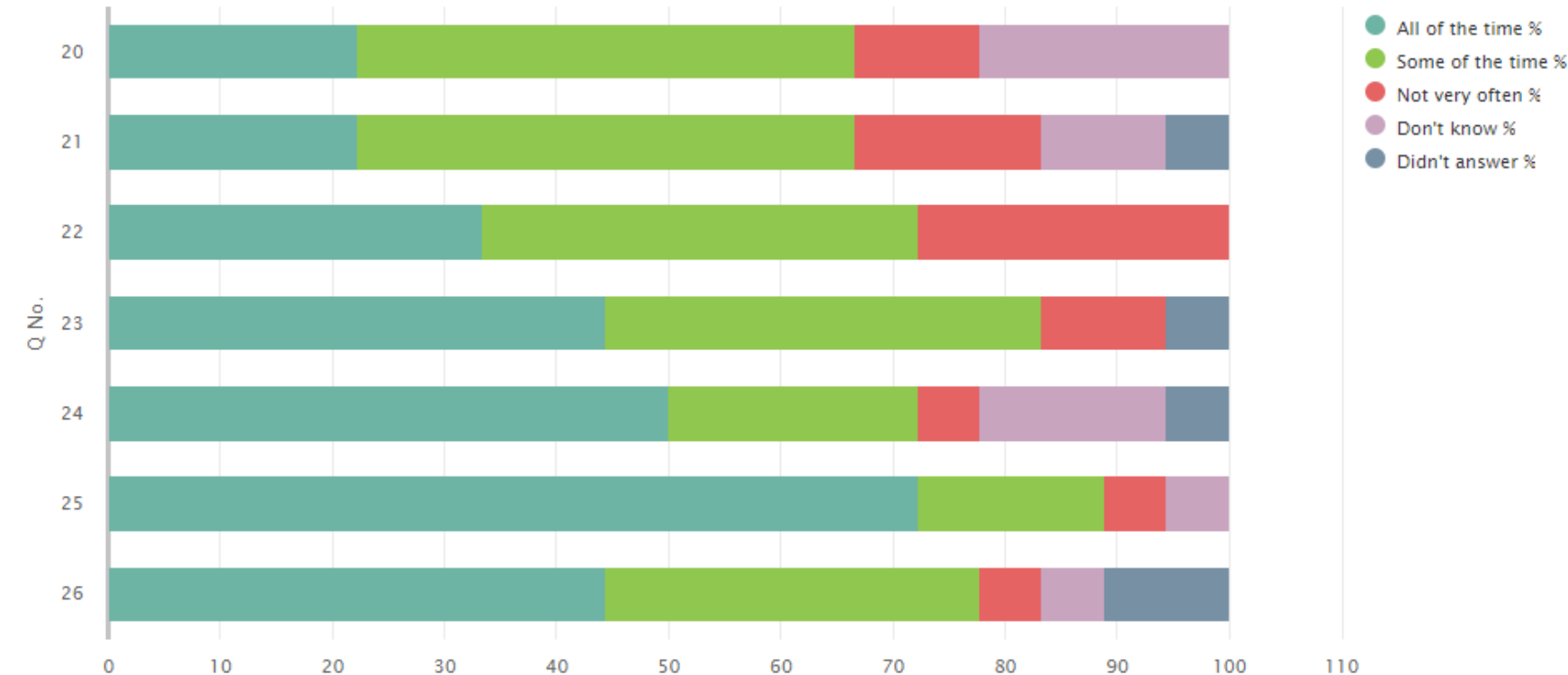
01 Your experience by percentage chart (sharing)



01 Your experience by percentage 2 (sharing)

| Q No. | Question  | Response Count | All of the time % | Some of the time % | Not very often % | Don't know % | Didn't answer % |
|-------|---|----------------|-------------------|--------------------|------------------|--------------|-----------------|
| 20    | Other children behave well.                                     | 18             | 22.22             | 44.44              | 11.11            | 22.22        | 0.00            |
| 21    | My teachers ask me about what things I want to learn in school. | 18             | 22.22             | 44.44              | 16.67            | 11.11        | 5.56            |
| 22    | I enjoy learning at school.                                     | 18             | 33.33             | 38.89              | 27.78            | 0.00         | 0.00            |
| 23    | I feel that my work in school is hard enough.                   | 18             | 44.44             | 38.89              | 11.11            | 0.00         | 5.56            |
| 24    | I know who to ask to get help if I find my work too hard.       | 18             | 50.00             | 22.22              | 5.56             | 16.67        | 5.56            |
| 25    | I am encouraged by staff to do the best I can.                  | 18             | 72.22             | 16.67              | 5.56             | 5.56         | 0.00            |
| 26    | I am happy with the quality of teaching in my school.           | 18             | 44.44             | 33.33              | 5.56             | 5.56         | 11.11           |

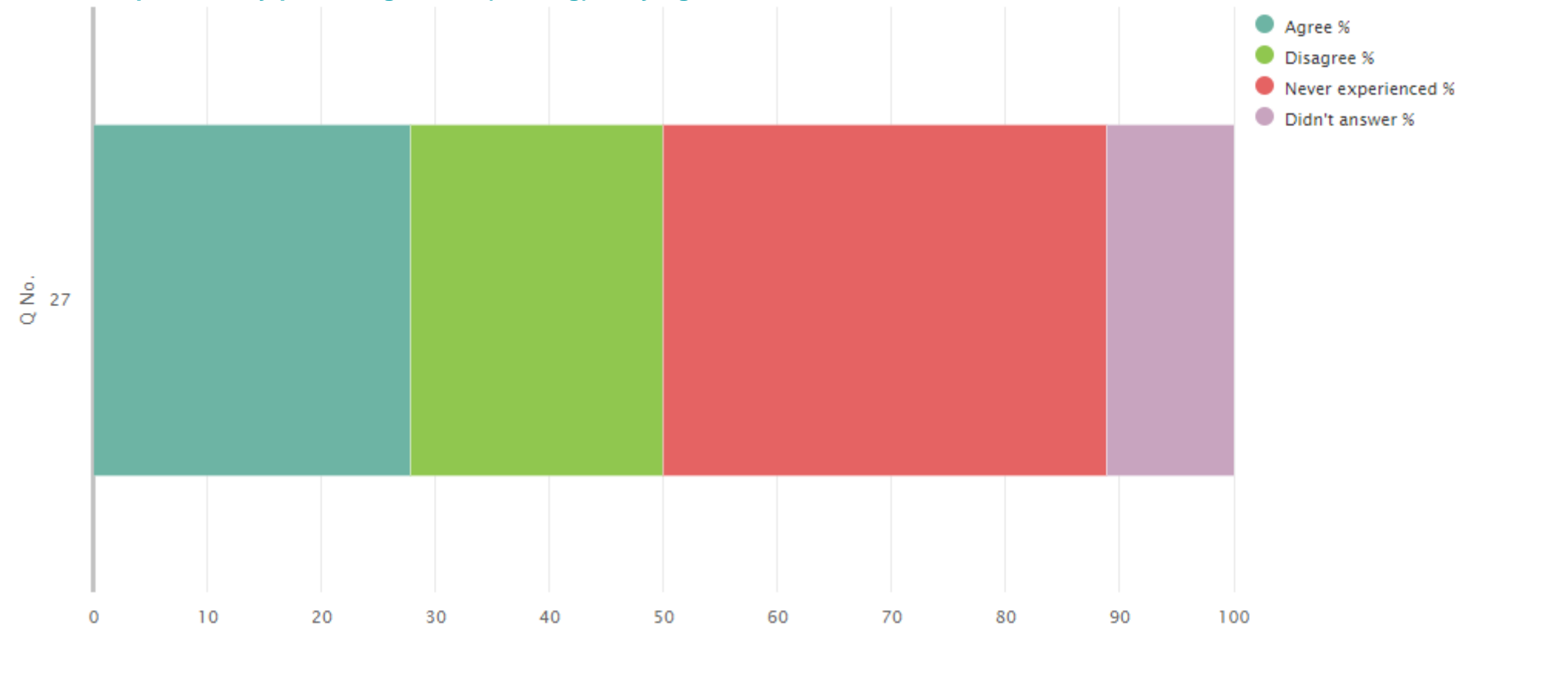
01 Your experience by percentage chart (sharing)



01 Your experience by percentage (sharing) bullying

| Q No. | Question                                | Response Count | Agree % | Disagree % | Never experienced % | Didn't answer % |
|-------|---|----------------|---------|------------|---------------------|-----------------|
| 27    | My school deals well with any bullying. | 18             | 27.78   | 22.22      | 38.89               | 11.11           |

01 Your experience by percentage chart (sharing) bullying



## Questionnaire for parents/carers of children in primary stages (04)

## 04 Your experience by percentage (sharing)

| Q No. | Question   | Response Count | Strongly agree % | Agree % | Disagree % | Strongly disagree % | Don't know % | Didn't answer % |
|-------|--|----------------|------------------|---------|------------|---------------------|--------------|-----------------|
| 4     | My child likes being at this school.   | 15             | 53.33            | 40.00   | 0.00       | 0.00                | 6.67         | 0.00            |
| 5     | Staff treat my child fairly and with respect.  | 15             | 86.67            | 6.67    | 0.00       | 0.00                | 6.67         | 0.00            |
| 6     | I feel that my child is safe at the school.  | 15             | 93.33            | 0.00    | 0.00       | 0.00                | 6.67         | 0.00            |
| 7     | The school helps my child to feel confident.   | 15             | 53.33            | 40.00   | 0.00       | 0.00                | 6.67         | 0.00            |
| 8     | I feel staff really know my child as an individual.  | 15             | 73.33            | 20.00   | 0.00       | 0.00                | 6.67         | 0.00            |
| 9     | My child finds their learning activities hard enough.  | 15             | 46.67            | 46.67   | 0.00       | 0.00                | 6.67         | 0.00            |
| 10    | My child receives the help he/she needs to do well.  | 15             | 80.00            | 13.33   | 0.00       | 0.00                | 6.67         | 0.00            |
| 11    | My child is encouraged by the school to be healthy and take regular exercise.  | 15             | 53.33            | 40.00   | 0.00       | 0.00                | 6.67         | 0.00            |
| 12    | The school supports my child's emotional wellbeing.  | 15             | 46.67            | 46.67   | 0.00       | 0.00                | 6.67         | 0.00            |
| 13    | My child is making good progress at the school.  | 15             | 73.33            | 13.33   | 6.67       | 0.00                | 6.67         | 0.00            |
| 14    | I receive helpful, regular feedback about how my child is learning and developing e.g. informal feedback, reports and learning profiles. | 15             | 66.67            | 26.67   | 0.00       | 0.00                | 6.67         | 0.00            |
| 15    | The information I receive about how my child is doing reaches me at the right time.  | 15             | 66.67            | 20.00   | 0.00       | 0.00                | 13.33        | 0.00            |
| 16    | I understand how my child's progress is assessed.  | 15             | 33.33            | 60.00   | 0.00       | 0.00                | 6.67         | 0.00            |
| 17    | The school gives me advice on how to support my child's learning at home.  | 15             | 13.33            | 80.00   | 0.00       | 0.00                | 6.67         | 0.00            |
| 18    | The school organises activities where my child and I can learn together.   | 15             | 13.33            | 73.33   | 0.00       | 0.00                | 13.33        | 0.00            |
| 19    | The school takes my views into account when making changes.  | 15             | 46.67            | 40.00   | 0.00       | 0.00                | 13.33        | 0.00            |
| 20    | I feel comfortable approaching the school with questions, suggestions and/or a problem.  | 15             | 86.67            | 6.67    | 0.00       | 0.00                | 6.67         | 0.00            |
| 21    | I feel encouraged to be involved in the work of the Parent Council and/or parent association.  | 15             | 60.00            | 33.33   | 0.00       | 0.00                | 6.67         | 0.00            |
| 22    | I am kept informed about the work of the Parent Council and/or parent association.   | 15             | 60.00            | 33.33   | 0.00       | 0.00                | 6.67         | 0.00            |

| Q No. | Question (cont.)   | Response Count | Strongly agree % | Agree % | Disagree % | Strongly disagree % | Don't know % | Didn't answer % |
|-------|--|----------------|------------------|---------|------------|---------------------|--------------|-----------------|
| 23    | I am satisfied with the quality of teaching in the school.   | 15             | 73.33            | 20.00   | 0.00       | 0.00                | 6.67         | 0.00            |
| 24    | The school is well led and managed.                          | 15             | 93.33            | 0.00    | 0.00       | 0.00                | 6.67         | 0.00            |
| 25    | The school encourages children to treat others with respect. | 15             | 66.67            | 20.00   | 0.00       | 0.00                | 13.33        | 0.00            |
| 26    | I would recommend the school to other parents.               | 15             | 86.67            | 6.67    | 0.00       | 0.00                | 6.67         | 0.00            |
| 27    | Overall, I am satisfied with the school.                     | 15             | 80.00            | 13.33   | 0.00       | 0.00                | 6.67         | 0.00            |

04 Your experience by percentage chart (sharing)





## Questionnaire for partners with the school (06)

## 06 Your experience by percentage (sharing)

| Q No. | Question  | Response Count | Strongly agree % | Agree % | Disagree % | Strongly disagree % | Don't know % | N/A % | Didn't answer % |
|-------|---|----------------|------------------|---------|------------|---------------------|--------------|-------|-----------------|
| 3     | My service/organisation works in partnership with the school on a regular basis.  | 12             | 41.67            | 50.00   | 0.00       | 0.00                | 8.33         | 0.00  | 0.00            |
| 4     | We are aware of the school's procedures for reporting child protection and safeguarding concerns.   | 12             | 50.00            | 33.33   | 0.00       | 0.00                | 8.33         | 8.33  | 0.00            |
| 5     | My service/organisation has a clear understanding of the school's strategies for raising attainment for all.  | X              | X                | X       | X          | X                   | X            | X     | X               |
| 6     | There are effective arrangements in place for jointly planning provision with the school.   | X              | X                | X       | X          | X                   | X            | X     | X               |
| 7     | There are effective arrangements for jointly delivering provision with the school.  | 12             | 33.33            | 41.67   | 0.00       | 0.00                | 8.33         | 16.67 | 0.00            |
| 8     | My service/organisation is involved in the school's self-evaluation of our joint work.  | X              | X                | X       | X          | X                   | X            | X     | X               |
| 9     | Roles and responsibilities are clearly defined within the partnership.  | 12             | 41.67            | 41.67   | 0.00       | 0.00                | 8.33         | 8.33  | 0.00            |
| 10    | Effective arrangements are in place to evaluate the impact of our partnership working.  | X              | X                | X       | X          | X                   | X            | X     | X               |
| 11    | My service/organisation is kept up to date with changes in the school which may affect the services we deliver.   | 41.67          | 41.67            | 0.00    | 0.00       | 8.33                | 8.33         | 0.00  | 41.67           |
| 12    | The school provides my service/organisation with relevant information about the needs of children and young people.   | 33.33          | 41.67            | 0.00    | 0.00       | 8.33                | 16.67        | 0.00  | 33.33           |
| 13    | Arrangements are in place to support my service/organisation to share relevant information about the progress of children and young people with the school. | X              | X                | X       | X          | X                   | X            | X     | X               |
| 14    | The school values the contribution made by my service/organisation.   | 12             | 66.67            | 25.00   | 0.00       | 0.00                | 8.33         | 0.00  | 0.00            |
| 15    | The school actively promotes my service/organisation to potential users, as appropriate.  | X              | X                | X       | X          | X                   | X            | X     | X               |

| Q No. | Question (cont.)  | Response Count | Strongly agree % | Agree % | Disagree % | Strongly disagree % | Don't know % | N/A % | Didn't answer % |
|-------|---|----------------|------------------|---------|------------|---------------------|--------------|-------|-----------------|
| 16    | There are opportunities to network, share practice and participate in joint training and development with the school. | X              | X                | X       | X          | X                   | X            | X     | X               |
| 17    | My service/organisation has a clear understanding of the social, cultural and economic context of the school.         | 12             | 50.00            | 33.33   | 0.00       | 0.00                | 8.33         | 8.33  | 0.00            |
| 18    | Overall, partnership working with the school works well.  | 12             | 66.67            | 25.00   | 0.00       | 0.00                | 8.33         | 0.00  | 0.00            |

06 Your experience by percentage chart (sharing)

