

Langholm Academy

Pre-inspection questionnaire summary report

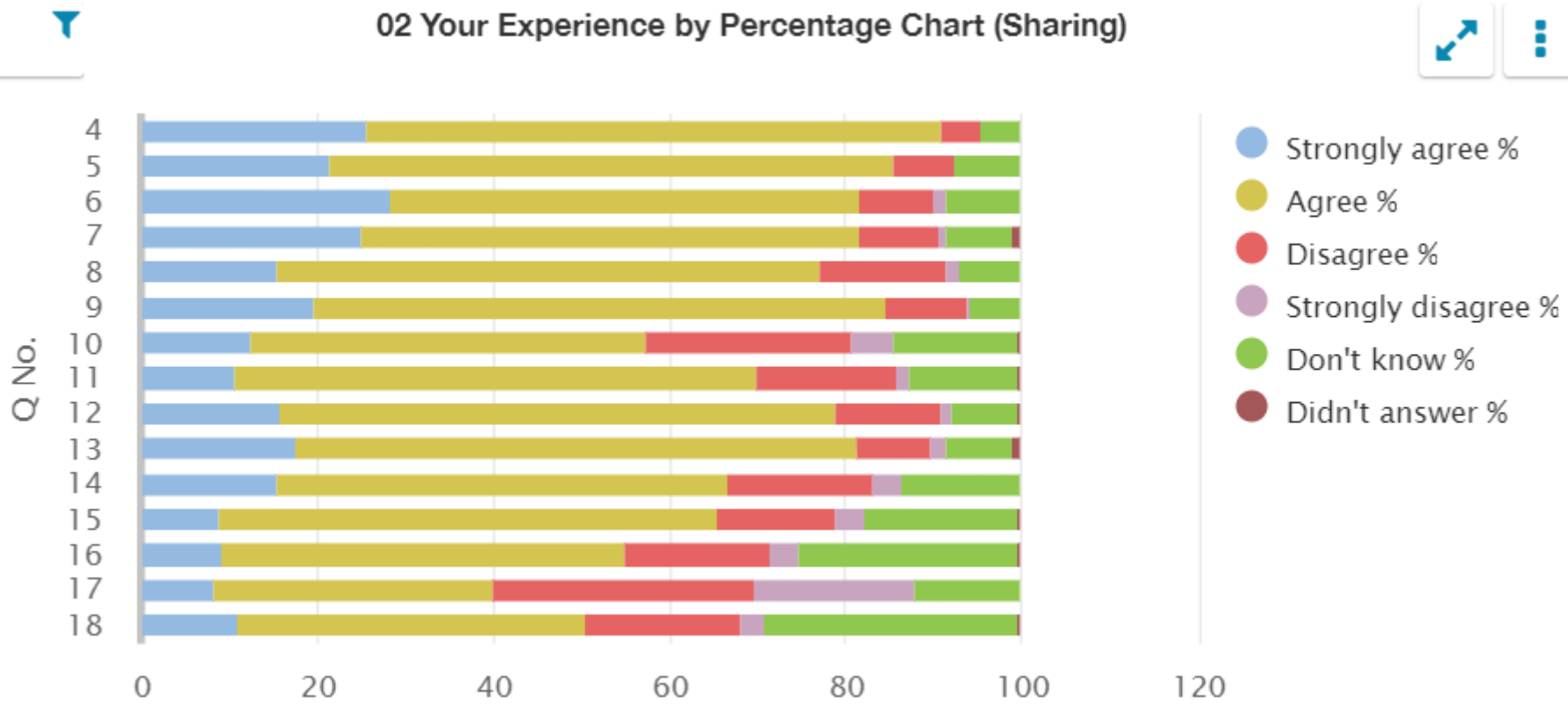
Inspection week: 23 January 2023

Questionnaire for young people in secondary stages (02)

02 Your experience by percentage (sharing)

Q No.	Question	Response Count	Strongly agree %	Agree %	Disagree %	Strongly disagree %	Don't know %	Didn't answer %
4	I feel safe when I am at school.	214	25.7	65.42	4.21	0.00	4.67	0.00
5	My school helps me to feel safe.	214	21.5	64.02	7.01	0.00	7.48	0.00
6	I have someone in my school I can speak to if I am upset or worried about something.	214	28.5	53.27	8.41	1.4	8.41	0.00
7	Staff treat me fairly and with respect.	214	25.23	56.54	8.88	0.93	7.48	0.93
8	Other young people treat me fairly and with respect.	214	15.42	61.68	14.49	1.4	7.01	0.00
9	My school helps me to understand and respect other people.	214	19.63	64.95	9.35	0.47	5.61	0.00
10	My school is helping me to become confident.	214	12.62	44.86	23.36	4.67	14.02	0.47
11	My school teaches me how to lead a healthy lifestyle.	214	10.75	59.35	15.89	1.4	12.15	0.47
12	There are lots of chances at my school for me to get regular exercise.	214	15.89	63.08	12.15	0.93	7.48	0.47
13	My school offers me the opportunity to take part in activities in school beyond the classroom and timetabled day.	214	17.76	63.55	8.41	1.87	7.48	0.93
14	I have the opportunity to discuss my achievements outwith school with an adult in school who knows me well.	214	15.42	51.4	16.36	3.27	13.55	0.00
15	My school listens to my views.	214	8.88	56.54	13.55	3.27	17.29	0.47
16	My school takes my views into account.	214	9.35	45.79	16.36	3.27	24.77	0.47
17	My homework helps me to understand and improve my work in school.	214	8.41	31.78	29.44	18.22	12.15	0.00
18	I was given good advice to make choices about taking the subjects that are right for me.	214	11.21	39.25	17.76	2.8	28.5	0.47

02 Your experience by percentage chart (sharing)

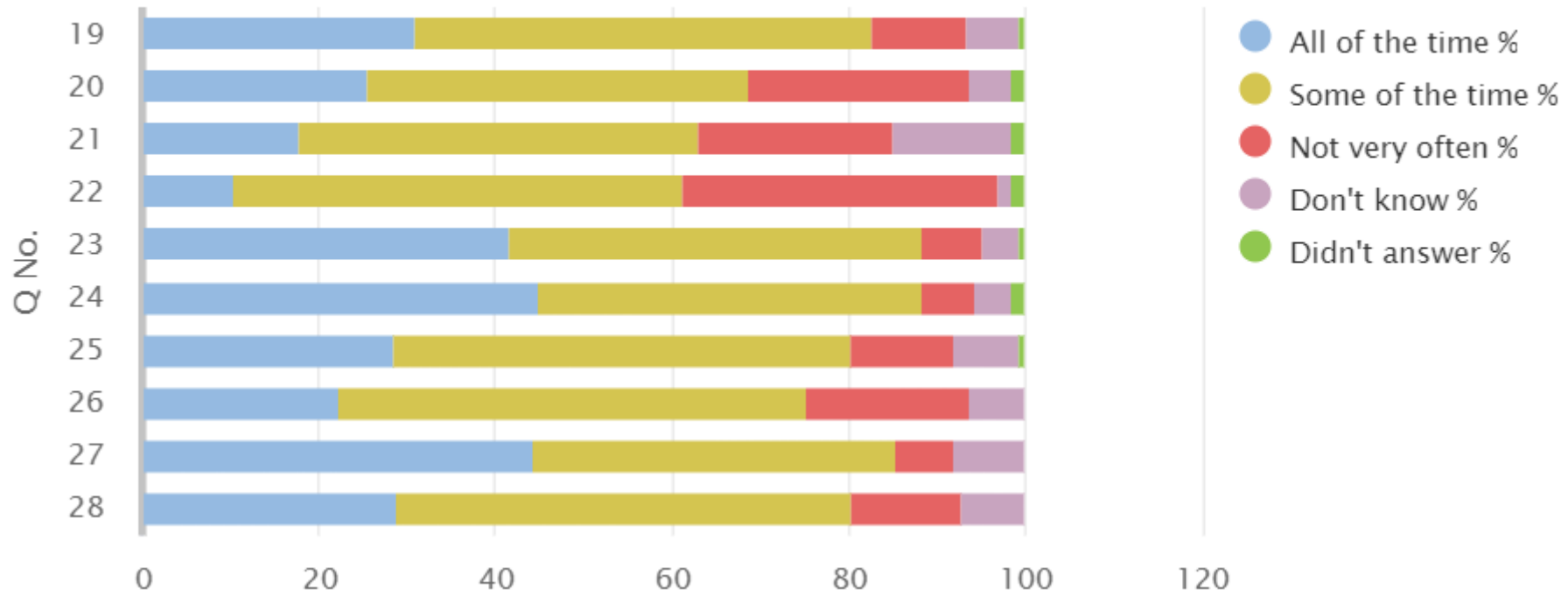


02 Your experience by percentage 2 (sharing)

Q No.	Question	Response Count	All of the time %	Some of the time %	Not very often %	Don't know %	Didn't answer %
19	Staff help young people to be responsible for their own behaviour.	214	30.84	51.87	10.75	6.07	0.47
20	I feel comfortable approaching staff with questions or suggestions.	214	25.7	42.99	25.23	4.67	1.4
21	I am given the opportunity to influence what and how I learn.	214	17.76	45.33	21.96	13.55	1.4
22	I enjoy learning at school.	214	10.28	50.93	35.98	1.4	1.4
23	I feel that my work in school is hard enough.	214	41.59	46.73	7.01	4.21	0.47
24	I know who to ask to get help if I find my work too hard.	214	44.86	43.46	6.07	4.21	1.4
25	Staff help me to understand how I am progressing in my school work.	214	28.5	51.87	11.68	7.48	0.47
26	The feedback I receive on my work helps me to improve my learning.	214	22.43	52.8	18.69	6.07	0.00
27	I am encouraged by staff to do the best I can.	214	44.39	41.12	6.54	7.94	0.00
28	I am happy with the quality of teaching in my school.	214	28.97	51.4	12.62	7.01	0.00

02 Your experience by percentage 2 chart (sharing)

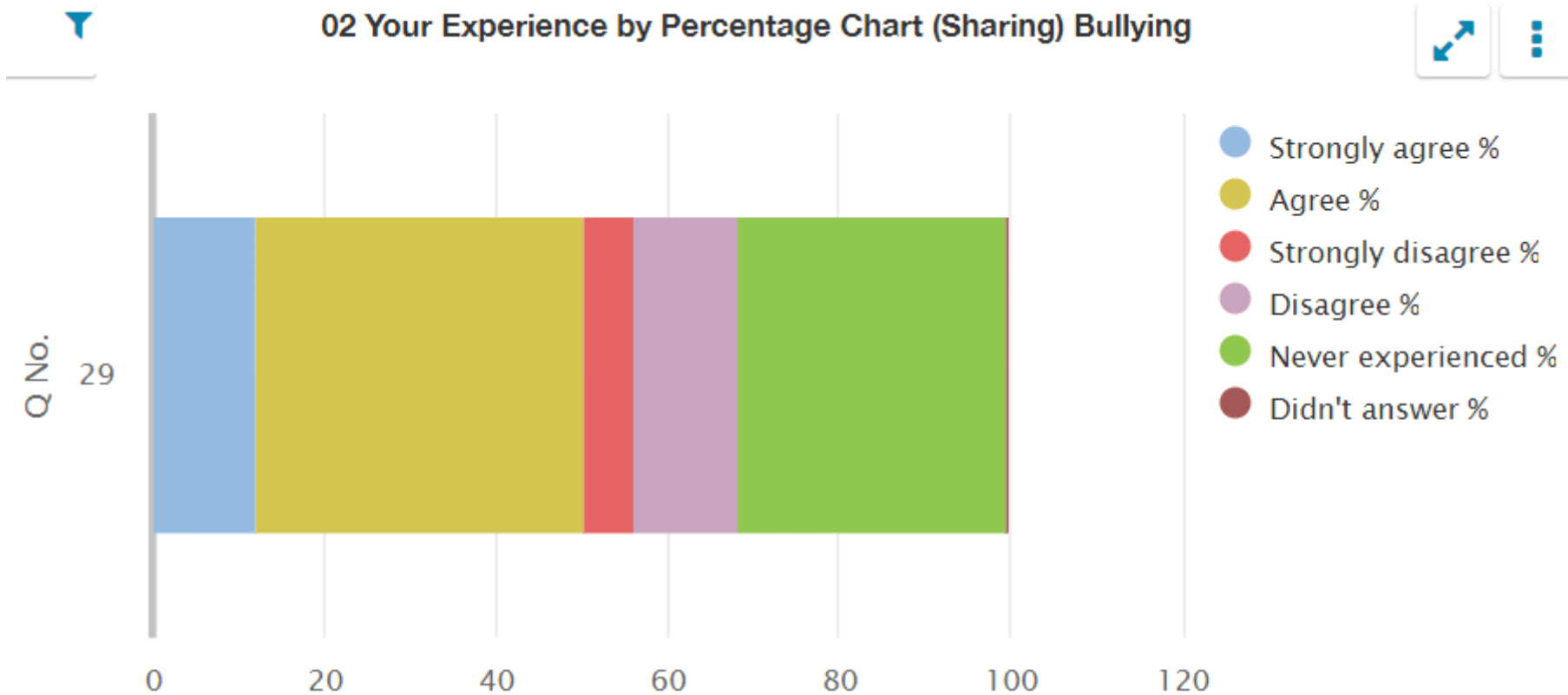
02 Your Experience by Percentage 2 Chart (Sharing)



02 Your experience by percentage (sharing) bullying

Q No.	Question	Response Count	Strongly agree %	Agree %	Disagree %	Strongly disagree %	Never experienced %	Didn't answer %
29	My school deals well with any bullying.	214	12.15	38.32	12.15	5.61	31.31	0.47

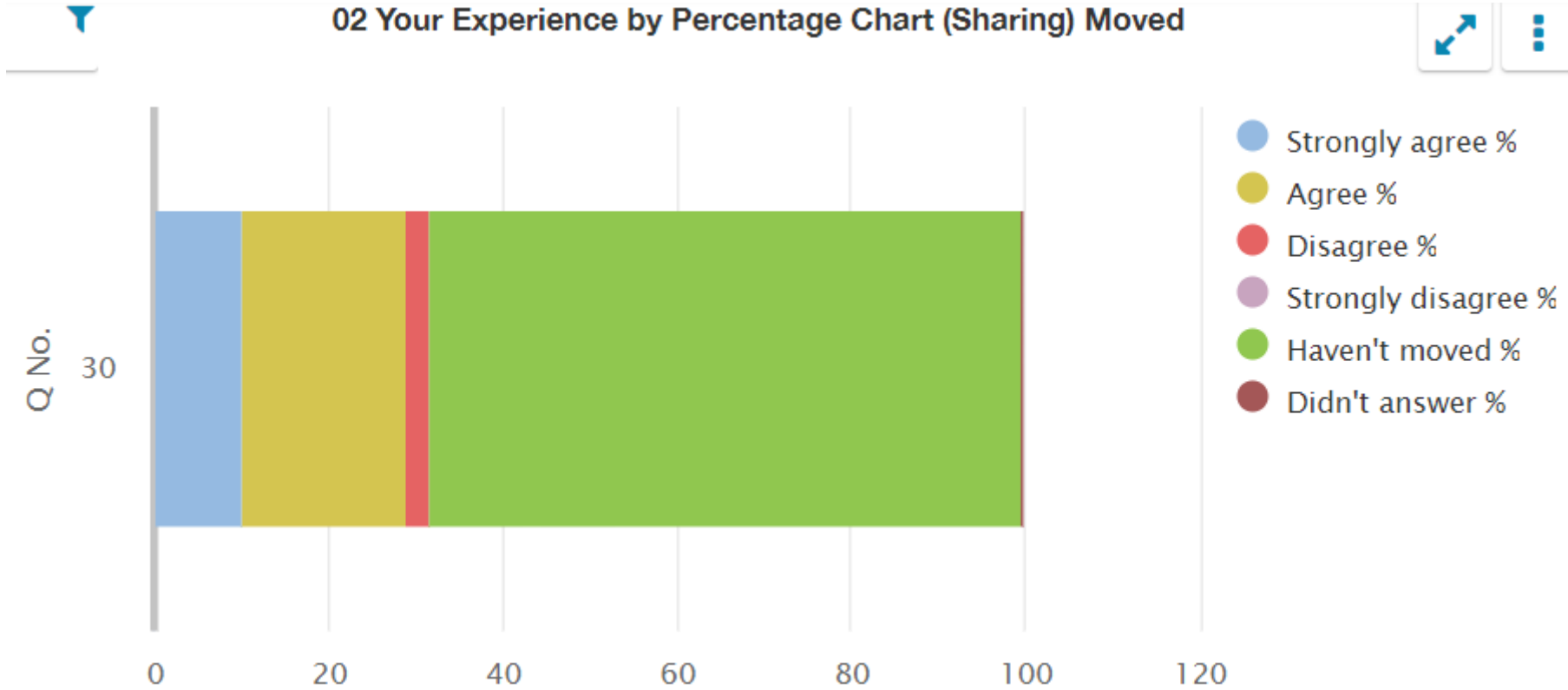
02 Your experience by percentage chart (sharing) bullying



02 Your experience by percentage (sharing) moved

Q No.	Question	Response Count	Strongly agree %	Agree %	Disagree %	Strongly disagree %	Haven't moved %	Didn't answer %
30	I was well supported if I moved to a new school within the last year.	214	10.28	18.69	2.8	0.00	67.76	0.47

02 Your experience by percentage chart (sharing) moved



Questionnaire for parents/carers of children in secondary stages (05)

05 Your experience by percentage (sharing)

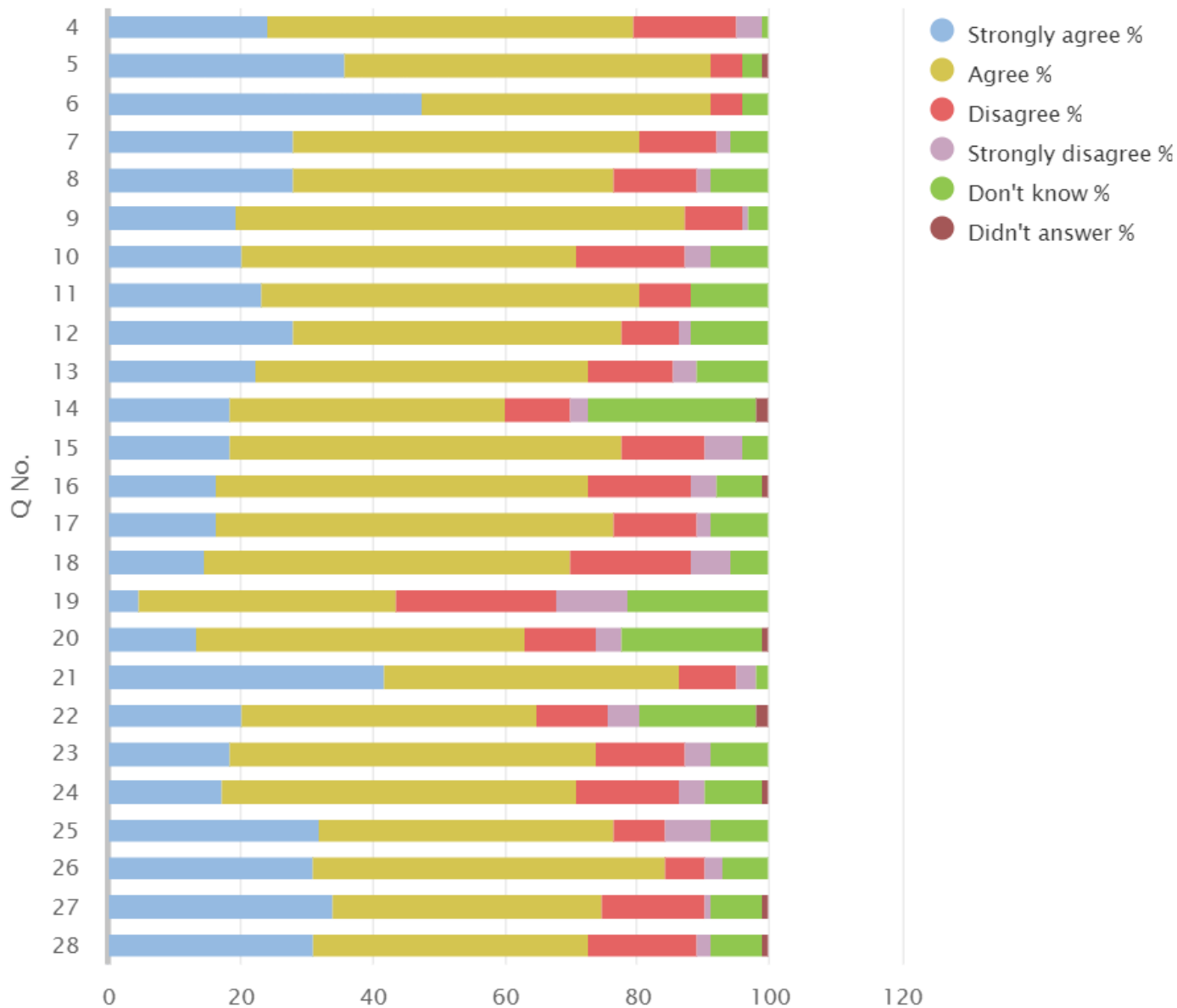
Q No.	Question	Response Count	Strongly agree %	Agree %	Disagree %	Strongly disagree %	Don't know %	Didn't answer %
4	My child likes being at this school.	103	24.27	55.34	15.53	3.88	0.97	0.00
5	Staff treat my child fairly and with respect.	103	35.92	55.34	4.85	0.00	2.91	0.97
6	I feel that my child is safe at the school.	103	47.57	43.69	4.85	0.00	3.88	0.00
7	The school helps my child to feel confident.	103	28.16	52.43	11.65	1.94	5.83	0.00
8	I feel staff really know my child as an individual.	103	28.16	48.54	12.62	1.94	8.74	0.00
9	My child finds their learning activities hard enough.	103	19.42	67.96	8.74	0.97	2.91	0.00
10	My child receives the help he/she needs to do well.	103	20.39	50.49	16.5	3.88	8.74	0.00
11	My child is encouraged by the school to be healthy and take regular exercise.	103	23.3	57.28	7.77	0.00	11.65	0.00
12	The school supports my child's emotional wellbeing.	103	28.16	49.51	8.74	1.94	11.65	0.00
13	My child is making good progress at the school.	103	22.33	50.49	12.62	3.88	10.68	0.00
14	My child was well supported to make choices about taking the subjects that are right for them.	103	18.45	41.75	9.71	2.91	25.24	1.94
15	I receive helpful, regular feedback about how my child is learning and developing e.g. informal feedback, reports and learning profiles.	103	18.45	59.22	12.62	5.83	3.88	0.00
16	The information I receive about how my child is doing reaches me at the right time.	103	16.5	56.31	15.53	3.88	6.8	0.97
17	I understand how my child's progress is assessed.	103	16.5	60.19	12.62	1.94	8.74	0.00
18	The school gives me advice on how to support my child's learning at home.	103	14.56	55.34	18.45	5.83	5.83	0.00
19	The school organises activities where my child and I can learn together.	103	4.85	38.83	24.27	10.68	21.36	0.00
20	The school takes my views into account when making changes.	103	13.59	49.51	10.68	3.88	21.36	0.97
21	I feel comfortable approaching the school with questions, suggestions and/or a problem.	103	41.75	44.66	8.74	2.91	1.94	0.00

Q No.	Question (cont.)	Response Count	Strongly agree %	Agree %	Disagree %	Strongly disagree %	Don't know %	Didn't answer %
22	I feel encouraged to be involved in the work of the Parent Council and/or parent association.	103	20.39	44.66	10.68	4.85	17.48	1.94
23	I am kept informed about the work of the Parent Council and/or parent association.	103	18.45	55.34	13.59	3.88	8.74	0.00
24	I am satisfied with the quality of teaching in the school.	103	17.48	53.4	15.53	3.88	8.74	0.97
25	The school is well led and managed.	103	32.04	44.66	7.77	6.8	8.74	0.00
26	The school encourages young people to treat others with respect.	103	31.07	53.4	5.83	2.91	6.8	0.00
27	I would recommend the school to other parents.	103	33.98	40.78	15.53	0.97	7.77	0.97
28	Overall, I am satisfied with the school.	103	31.07	41.75	16.5	1.94	7.77	0.97

05 Your experience by percentage chart (sharing)



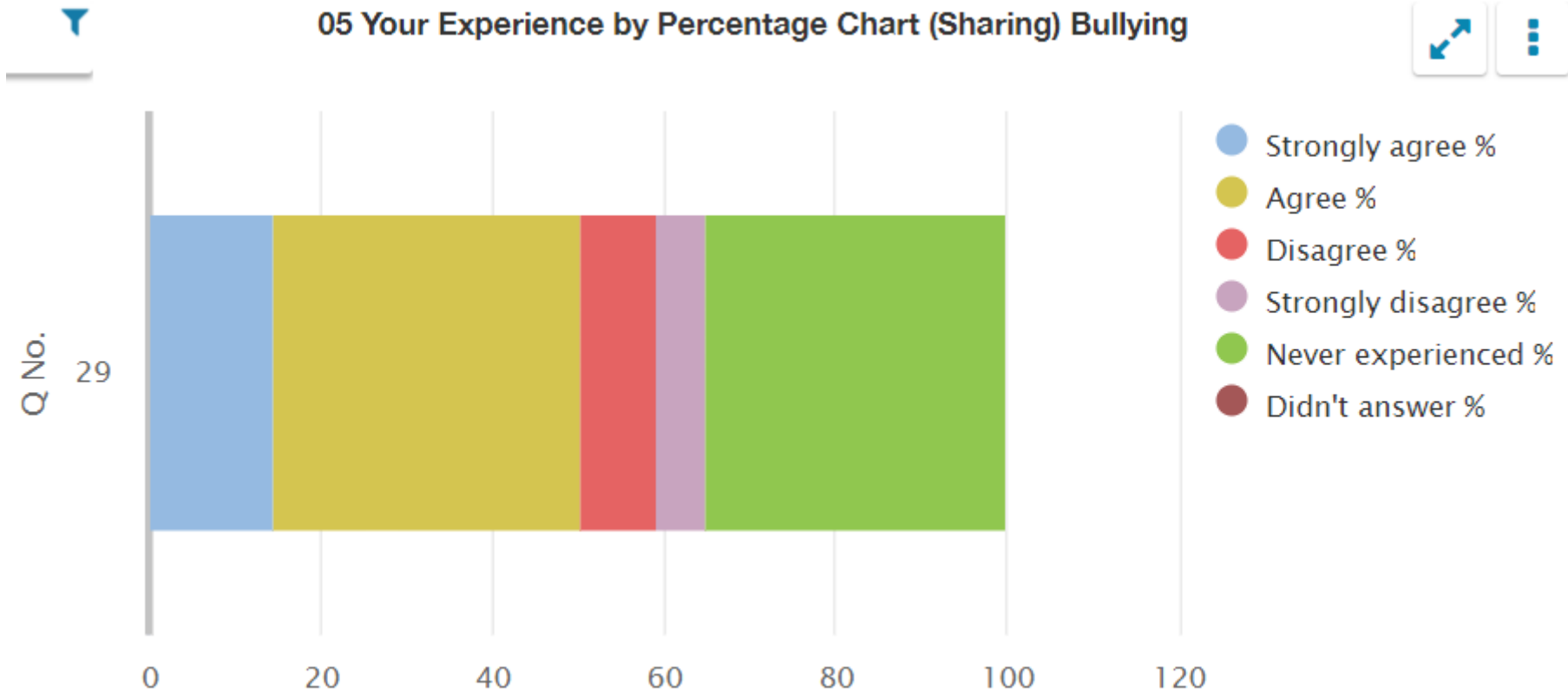
05 Your Experience by Percentage Chart (Sharing)



05 Your experience by percentage (sharing) bullying

Q No.	Question	Response Count	Strongly agree %	Agree %	Disagree %	Strongly disagree %	Never experienced %	Didn't answer %
29	My child's school deals well with any bullying.	103	14.56	35.92	8.74	5.83	34.95	0.00

05 Your experience by percentage chart (sharing) bullying



Questionnaire for school support staff (09)

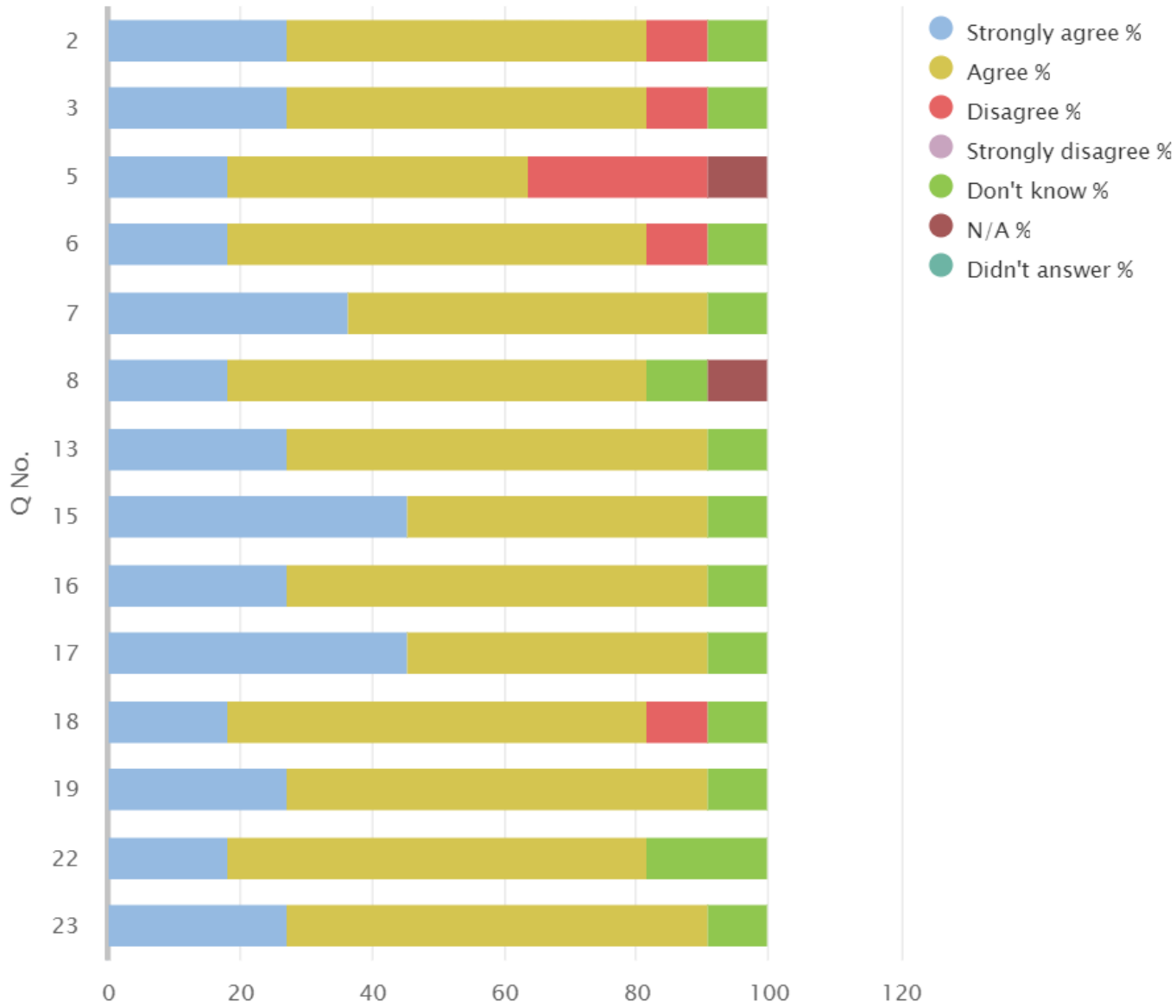
09 Your experience by percentage (sharing)

Q No.	Question	Response Count	Strongly agree %	Agree %	Disagree %	Strongly disagree %	Don't know %	N/A %	Didn't answer %
2	I find it rewarding to be a member of staff at this school.	11	27.27	54.55	9.09	0.00	9.09	0.00	0.00
3	I feel a valued part of the school's community.	11	27.27	54.55	9.09	0.00	9.09	0.00	0.00
4	I am encouraged to learn and share practice with colleagues from other schools.	N/A	N/A	N/A	N/A	N/A	N/A	N/A	N/A
5	I am given the opportunity to learn and share practice with colleagues from other schools.	11	18.18	45.45	27.27	0.00	0.00	9.09	0.00
6	I have a clear understanding of the social, cultural and economic context of the school.	11	18.18	63.64	9.09	0.00	9.09	0.00	0.00
7	I feel appropriately supported by the school to undertake my role.	11	36.36	54.55	0.00	0.00	9.09	0.00	0.00
8	I am supported to take part in development opportunities.	11	18.18	63.64	0.00	0.00	9.09	9.09	0.00
9	My professional learning enables me to reflect on and improve my practice.	N/A	N/A	N/A	N/A	N/A	N/A	N/A	N/A
10	I have regular opportunities to undertake leadership roles.	N/A	N/A	N/A	N/A	N/A	N/A	N/A	N/A
11	I have opportunities to be involved in agreeing priorities for the school.	N/A	N/A	N/A	N/A	N/A	N/A	N/A	N/A
12	I am actively involved in the school's ongoing self-evaluation.	N/A	N/A	N/A	N/A	N/A	N/A	N/A	N/A
13	I understand how to apply the school's procedures relating to child protection and safeguarding.	11	27.27	63.64	0.00	0.00	9.09	0.00	0.00
14	The school's vision and values underpins my work.	N/A	N/A	N/A	N/A	N/A	N/A	N/A	N/A
15	Staff treat all children and young people fairly and with respect.	11	45.45	45.45	0.00	0.00	9.09	0.00	0.00
16	Colleagues treat each other with respect.	11	27.27	63.64	0.00	0.00	9.09	0.00	0.00
17	Children and young people are encouraged and supported to treat others with respect.	11	45.45	45.45	0.00	0.00	9.09	0.00	0.00
18	Children and young people are well behaved.	11	18.18	63.64	9.09	0.00	9.09	0.00	0.00

Q No.	Question (cont.)	Response Count	Strongly agree %	Agree %	Disagree %	Strongly disagree %	Don't know %	N/A %	Didn't answer %
19	The school deals effectively with any bullying.	11	27.27	63.64	0.00	0.00	9.09	0.00	0.00
20	I am provided with feedback when I report an incident.	N/A	N/A	N/A	N/A	N/A	N/A	N/A	N/A
21	Collaborative working across the school is effective in taking forward improvement.	N/A	N/A	N/A	N/A	N/A	N/A	N/A	N/A
22	Staff at all levels within the school communicate effectively with each other.	11	18.18	63.64	0.00	0.00	18.18	0.00	0.00
23	The school is well led and managed.	11	27.27	63.64	0.00	0.00	9.09	0.00	0.00

09 Your experience by percentage chart (sharing)

09 Your Experience by Percentage Chart (Sharing)



Questionnaire for school teachers (10)

10 Your experience by percentage (sharing)

Q No.	Question	Response Count	Strongly agree %	Agree %	Disagree %	Strongly disagree %	Don't know %	N/A %	Didn't answer %
2	I find it rewarding to be a member of staff at this school.	23	39.13	47.83	8.7	0.00	4.35	0.00	0.00
3	I feel a valued part of the school's community.	23	39.13	43.48	13.04	0.00	4.35	0.00	0.00
4	I am encouraged to learn and share practice with colleagues from other schools.	23	21.74	43.48	30.43	0.00	0.00	4.35	0.00
5	I am given the opportunity to learn and share practice with colleagues from other schools.	23	17.39	39.13	34.78	4.35	0.00	4.35	0.00
6	I have a clear understanding of the social, cultural and economic context of the school.	23	43.48	52.17	0.00	0.00	4.35	0.00	0.00
7	I feel appropriately supported by the school to undertake my role.	23	17.39	52.17	21.74	8.7	0.00	0.00	0.00
8	I am supported to engage in professional learning.	23	34.78	47.83	17.39	0.00	0.00	0.00	0.00
9	My professional learning enables me to reflect on and improve my practice.	23	26.09	65.22	0.00	0.00	8.7	0.00	0.00
10	I have regular opportunities to undertake leadership roles.	23	21.74	30.43	30.43	13.04	0.00	4.35	0.00
11	I have opportunities to be involved in agreeing priorities for the school.	23	26.09	65.22	4.35	0.00	4.35	0.00	0.00
12	I am actively involved in the school's ongoing self-evaluation.	23	30.43	52.17	4.35	4.35	0.00	4.35	4.35
13	GTCS standards are used to support professional dialogue.	23	21.74	56.52	8.7	0.00	13.04	0.00	0.00
14	I use information, including data, effectively to identify and reduce inequalities in children's and young people's outcomes.	23	39.13	52.17	0.00	0.00	4.35	4.35	0.00
15	I understand how to apply the school's procedures relating to child protection and safeguarding.	23	52.17	43.48	0.00	0.00	4.35	0.00	0.00
16	The school's vision and values underpins my work.	23	21.74	65.22	4.35	0.00	4.35	0.00	4.35
17	Staff treat all children and young people fairly and with respect.	23	30.43	52.17	8.7	0.00	8.7	0.00	0.00

Q No.	Question (cont.)	Response Count	Strongly agree %	Agree %	Disagree %	Strongly disagree %	Don't know %	N/A %	Didn't answer %
18	Colleagues treat each other with respect.	23	17.39	65.22	0.00	8.7	8.7	0.00	0.00
19	Children and young people are encouraged and supported to treat others with respect.	23	26.09	52.17	13.04	0.00	4.35	0.00	4.35
20	Children and young people are well behaved.	23	8.7	69.57	13.04	0.00	8.7	0.00	0.00
21	The school deals effectively with any bullying.	23	17.39	34.78	13.04	4.35	30.43	0.00	0.00
22	I am provided with feedback when I report an incident.	23	17.39	47.83	30.43	4.35	0.00	0.00	0.00
23	Staff at all levels within the school communicate effectively with each other.	23	4.35	34.78	30.43	13.04	17.39	0.00	0.00
24	The school's arrangements for engaging parents in their child's learning are effective.	23	17.39	43.48	8.7	8.7	21.74	0.00	0.00
25	The school is well led and managed.	23	17.39	43.48	21.74	8.7	8.7	0.00	0.00
26	Collaborative working across the school is effective in taking forward improvement.	23	17.39	47.83	17.39	4.35	13.04	0.00	0.00
27	Children and young people are engaged in their learning.	23	13.04	65.22	8.7	0.00	13.04	0.00	0.00
28	I give children and young people regular feedback which helps them to progress.	23	39.13	56.52	0.00	0.00	4.35	0.00	0.00
29	Children and young people are provided with experiences which meet their learning needs.	23	21.74	69.57	0.00	0.00	8.7	0.00	0.00
30	Children and young people are involved in talking about and planning their learning.	23	4.35	69.57	4.35	0.00	17.39	4.35	0.00
31	Children and young people are involved in setting their learning targets.	23	4.35	73.91	0.00	0.00	17.39	4.35	0.00
32	Children and young people have the opportunity to lead their learning.	23	8.7	73.91	4.35	0.00	13.04	0.00	0.00
33	I receive appropriate support for planning, preparation and assessment.	23	13.04	39.13	34.78	4.35	4.35	4.35	0.00
34	The school has effective strategies to support children and young people with their learning, including those requiring additional support.	23	21.74	56.52	13.04	4.35	4.35	0.00	0.00
35	Staff have a shared understanding of their 'responsibility of all' in literacy and numeracy and health and wellbeing.	23	30.43	47.83	4.35	0.00	17.39	0.00	0.00

Q No.	Question (cont.)	Response Count	Strongly agree %	Agree %	Disagree %	Strongly disagree %	Don't know %	N/A %	Didn't answer %
36	Moderation activities are helping me to make sound professional judgements.	23	13.04	60.87	13.04	0.00	4.35	8.7	0.00
37	I have regular opportunities to help shape the curriculum through discussions with colleagues, parents and partners.	23	17.39	43.48	30.43	0.00	0.00	4.35	4.35
38	I am aware of and involved in the school's strategies for raising attainment for all.	23	26.09	60.87	0.00	0.00	8.7	0.00	4.35

10 Your experience by percentage chart (sharing)

