

Drongan Primary School and Nursery Class

Pre-inspection questionnaire summary report

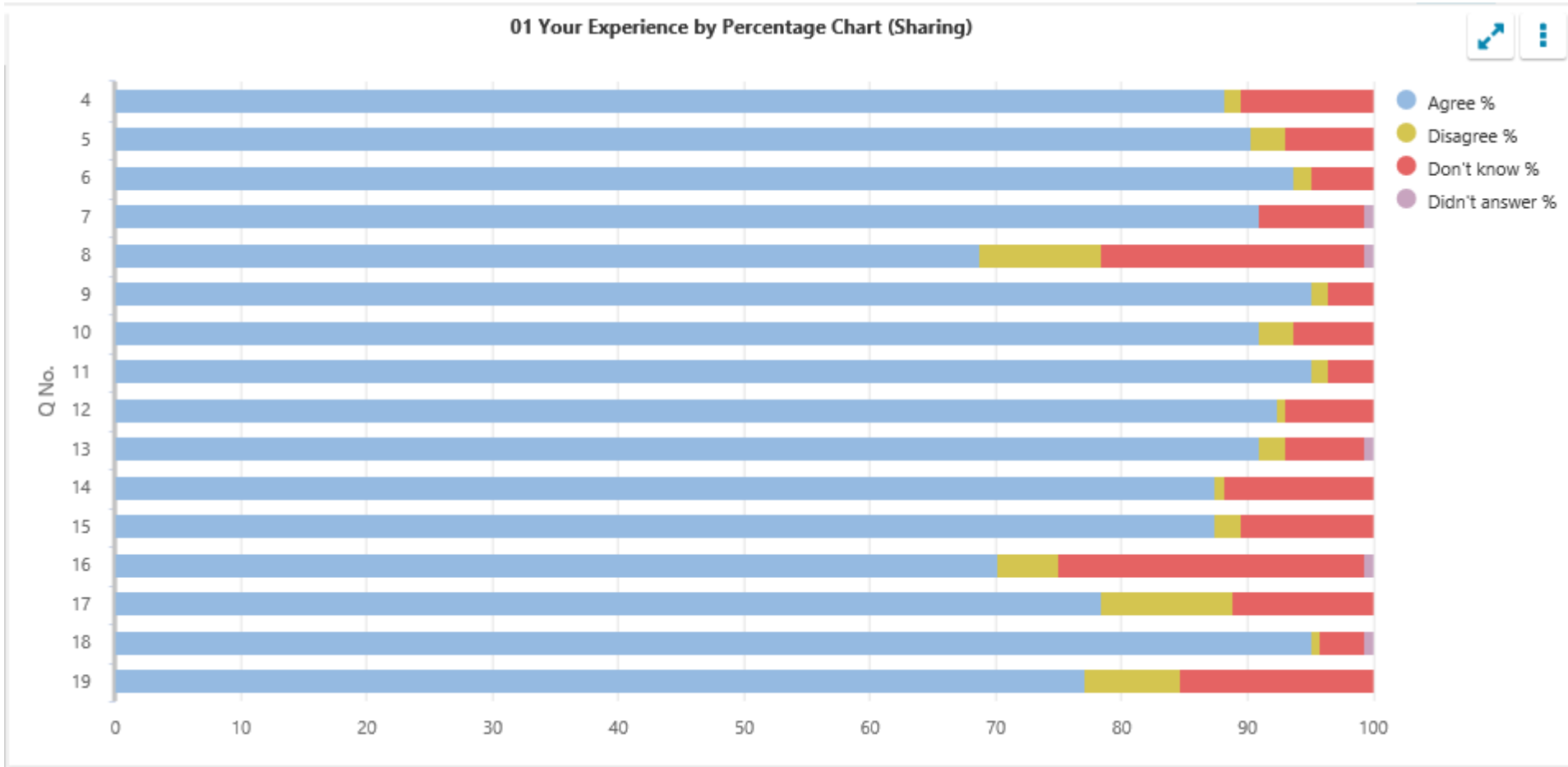
Inspection week: 9 September 2019

Children in primary stages (01)

01 Your Experience by Percentage (Sharing)						
Q No.	Question	Response Count	Agree %	Disagree %	Don't know %	Didn't answer %
4	I feel safe when I am at school.	144	88.19	1.39	10.42	0
5	My school helps me to feel safe.	144	90.28	2.78	6.94	0
6	I have someone in my school I can speak to if I am upset or worried about something.	144	93.75	1.39	4.86	0
7	Staff treat me fairly and with respect.	144	90.97	0	8.33	0.69
8	Other children treat me fairly and with respect.	144	68.75	9.72	20.83	0.69
9	My school helps me to understand and respect other people.	144	95.14	1.39	3.47	0
10	My school is helping me to become confident.	144	90.97	2.78	6.25	0
11	My school teaches me how to lead a healthy lifestyle.	144	95.14	1.39	3.47	0
12	There are lots of chances at my school for me to get regular exercise.	144	92.36	0.69	6.94	0
13	My school offers me the opportunity to take part in activities in school beyond the classroom and timetabled day.	144	90.97	2.08	6.25	0.69
14	I have the opportunity to discuss my achievements outwith school with an adult in school who knows me well.	144	87.5	0.69	11.81	0
15	My school listens to my views.	144	87.5	2.08	10.42	0
16	My school takes my views into account.	144	70.14	4.86	24.31	0.69
17	I feel comfortable approaching staff with questions or suggestions.	144	78.47	10.42	11.11	0
18	Staff help me to understand how I am progressing in my school work.	144	95.14	0.69	3.47	0.69
19	My homework helps me to understand and improve my work in school.	144	77.08	7.64	15.28	0

Children in primary stages (01)

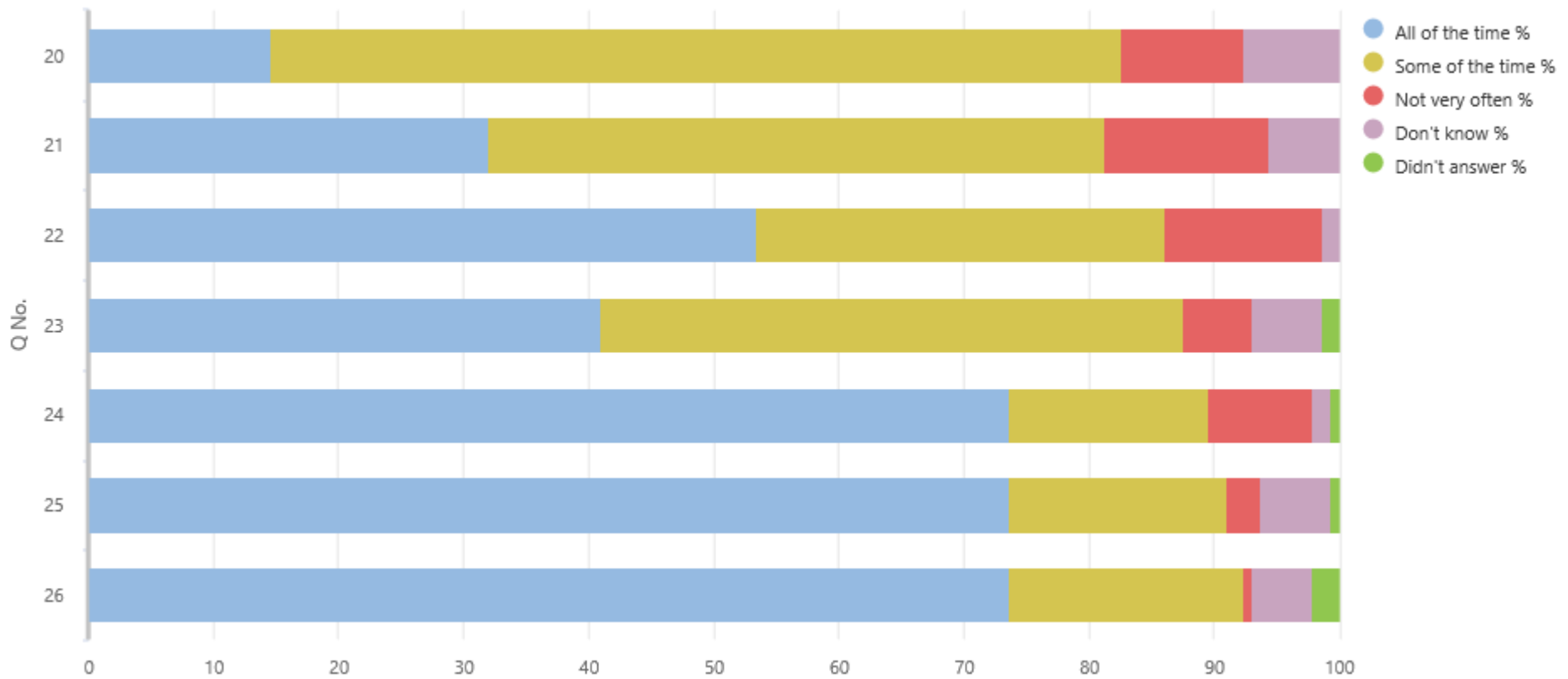
01 Your Experience by Percentage Chart (Sharing)



Children in primary stages (01)

01 Your Experience by Percentage 2 (Sharing)								
Q No.	Question	Response Count	All of the time %	Some of the time %	Not very often %	Don't know %	Didn't answer %	
20	Other children behave well.	144	14.58	68.06	9.72	7.64	0	
21	My teachers ask me about what things I want to learn in school.	144	31.94	49.31	13.19	5.56	0	
22	I enjoy learning at school.	144	53.47	32.64	12.5	1.39	0	
23	I feel that my work in school is hard enough.	144	40.97	46.53	5.56	5.56	1.39	
24	I know who to ask to get help if I find my work too hard.	144	73.61	15.97	8.33	1.39	0.69	
25	I am encouraged by staff to do the best I can.	144	73.61	17.36	2.78	5.56	0.69	
26	I am happy with the quality of teaching in my school.	144	73.61	18.75	0.69	4.86	2.08	

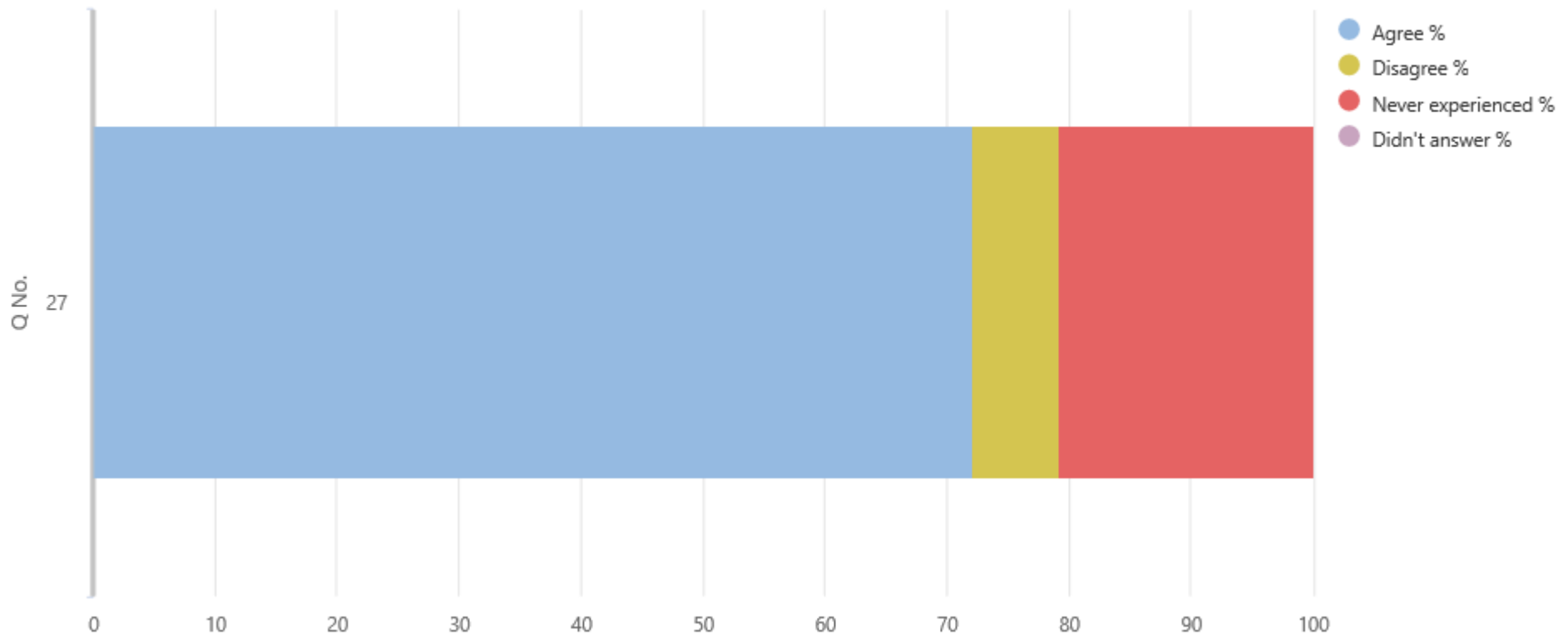
01 Your Experience by Percentage 2 Chart (Sharing)



Children in primary stages (01)

01 Your Experience by Percentage (Sharing) Bullying							
Q No.	Question	Response Count	Agree %	Disagree %	Never experienced %	Didn't answer %	
27	My school deals well with any bullying.	144	72.22	6.94	20.83	0	

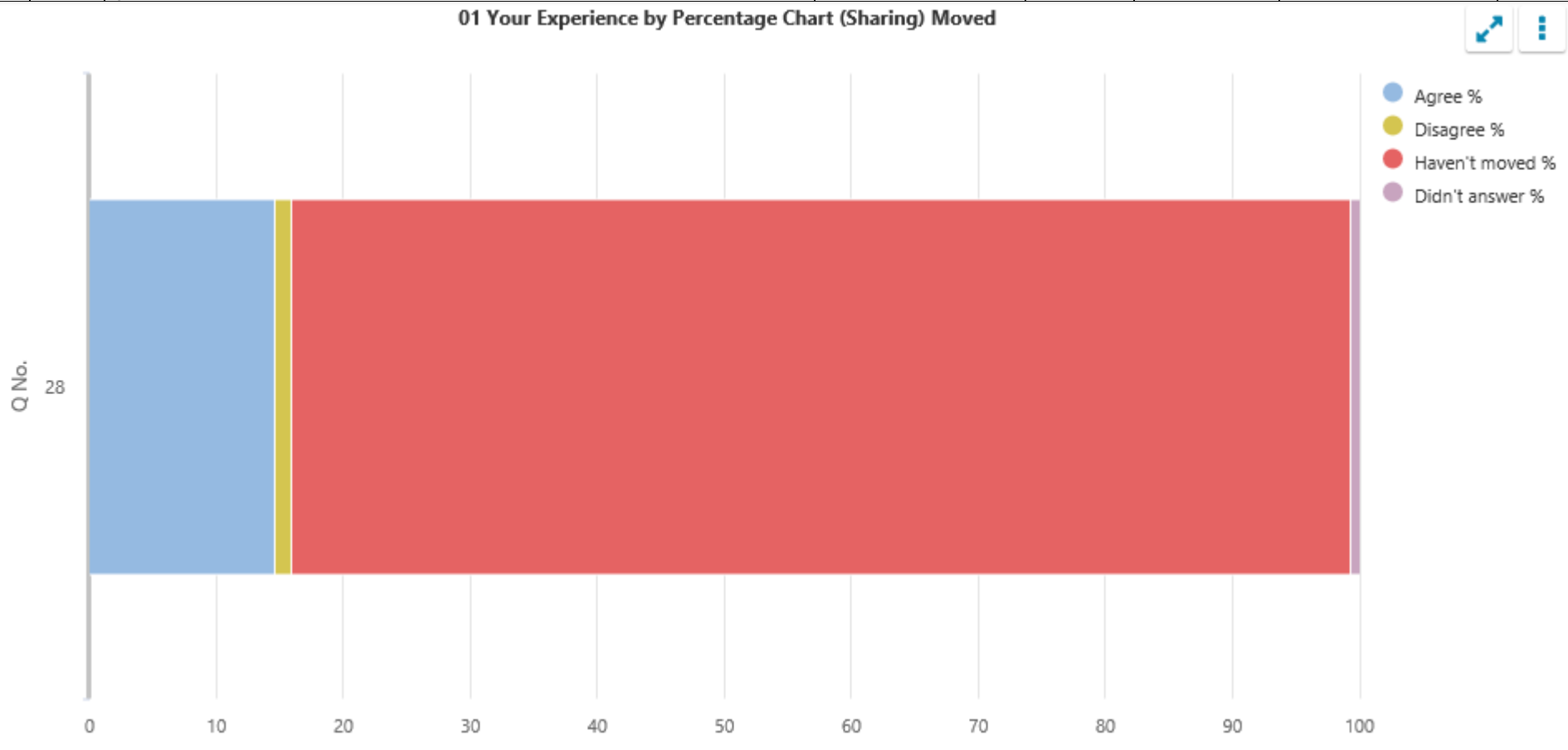
01 Your Experience by Percentage Chart (Sharing) Bullying



Children in primary stages (01)

01 Your Experience by Percentage (Sharing) Moved							
Q No.	Question	Response Count	Agree %	Disagree %	Haven't moved %	Didn't answer %	
28	I was well supported if I moved to a new school within the last year.	144	14.58	1.39	83.33	0.69	

01 Your Experience by Percentage Chart (Sharing) Moved

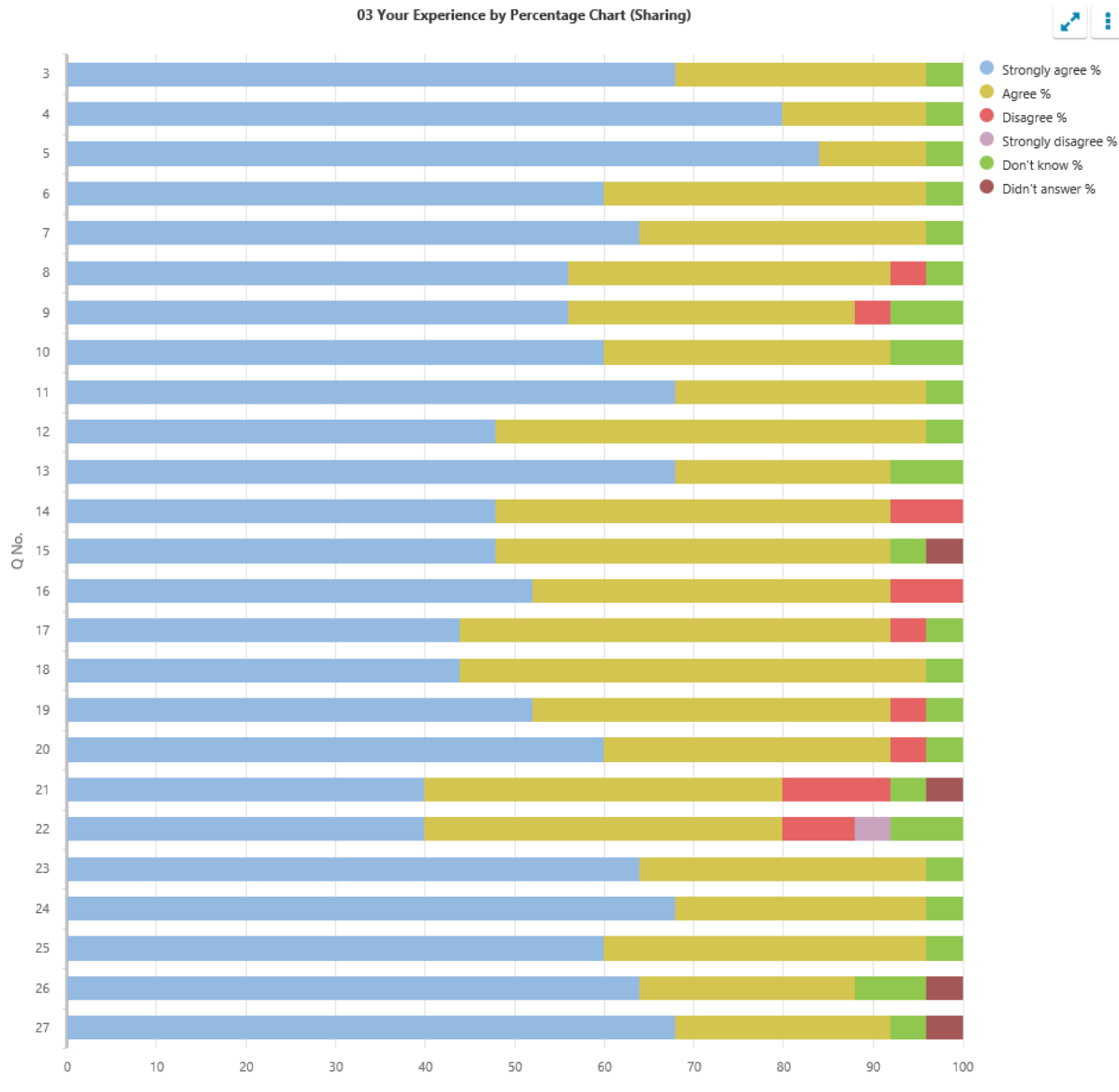


Parents/carers of children in the early learning and childcare setting (03)

03 Your Experience by Percentage (Sharing)									
Q No	Question	Response Count	Strongly agree %	Agree %	Disagree %	Strongly disagree %	Don't know %	Didn't answer %	
3	My child likes being at this setting.	25	68	28	0	0	4	0	
4	Staff treat my child fairly and with respect.	25	80	16	0	0	4	0	
5	I feel that my child is safe at the setting.	25	84	12	0	0	4	0	
6	My child's behaviour is managed effectively.	25	60	36	0	0	4	0	
7	The setting helps my child to feel confident.	25	64	32	0	0	4	0	
8	I feel staff really know my child as an individual.	25	56	36	4	0	4	0	
9	The learning experiences my child has at the setting are at the right level for them.	25	56	32	4	0	8	0	
10	My child's learning and development is well supported by the staff in the setting.	25	60	32	0	0	8	0	
11	My child is encouraged to be healthy and to be physically active.	25	68	28	0	0	4	0	
12	The setting supports my child's emotional wellbeing.	25	48	48	0	0	4	0	
13	My child is making good progress at the setting.	25	68	24	0	0	8	0	
14	I receive helpful, regular feedback about how my child is learning and developing e.g. informal feedback, reports and learning profiles.	25	48	44	8	0	0	0	
15	The information I receive about how my child is learning and developing is shared with me when I request it.	25	48	44	0	0	4	4	
16	I understand how the setting monitors my child's progress in learning.	25	52	40	8	0	0	0	
17	The setting gives me ideas on how to support my child's learning at home.	25	44	48	4	0	4	0	

18	The setting organises activities where my child and I can learn together.	25	44	52	0	0	4	0
19	The setting takes my views into account when making changes.	25	52	40	4	0	4	0
20	I feel comfortable approaching the setting with questions, suggestions and/or a problem.	25	60	32	4	0	4	0
21	I feel encouraged to be involved in the work of parent groups.	25	40	40	12	0	4	4
22	I am kept informed about the work of parent groups.	25	40	40	8	4	8	0
23	The setting is well led and managed.	25	64	32	0	0	4	0
24	The setting encourages children to treat others kindly and with respect.	25	68	28	0	0	4	0
25	I would recommend the setting to other parents.	25	60	36	0	0	4	0
26	My child was well supported as they started at the setting or moved to a new room or group.	25	64	24	0	0	8	4
27	Overall, I am satisfied with the setting.	25	68	24	0	0	4	4

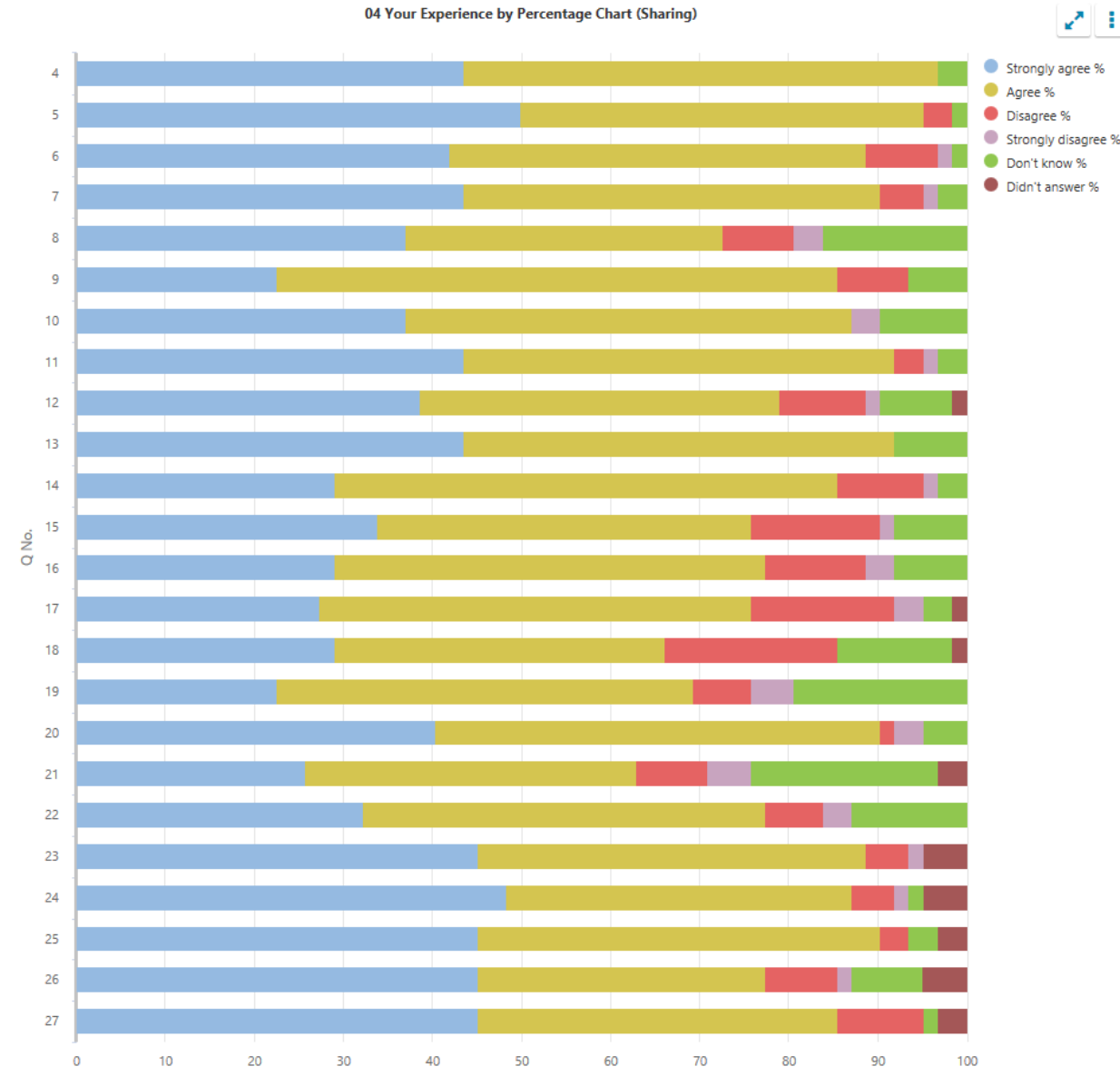
03 Your Experience by Percentage Chart (Sharing)



Parents/carers of children in primary stages (04)

04 Your Experience by Percentage (Sharing)									
Q No	Question	Response Count	Strongly agree %	Agree %	Disagree %	Strongly disagree %	Don't know %	Didn't answer %	
4	My child likes being at this school.	62	43.55	53.23	0	0	3.23	0	
5	Staff treat my child fairly and with respect.	62	50	45.16	3.23	0	1.61	0	
6	I feel that my child is safe at the school.	62	41.94	46.77	8.06	1.61	1.61	0	
7	The school helps my child to feel confident.	62	43.55	46.77	4.84	1.61	3.23	0	
8	I feel staff really know my child as an individual.	62	37.1	35.48	8.06	3.23	16.13	0	
9	My child finds their learning activities hard enough.	62	22.58	62.9	8.06	0	6.45	0	
10	My child receives the help he/she needs to do well.	62	37.1	50	0	3.23	9.68	0	
11	My child is encouraged by the school to be healthy and take regular exercise.	62	43.55	48.39	3.23	1.61	3.23	0	
12	The school supports my child's emotional wellbeing.	62	38.71	40.32	9.68	1.61	8.06	1.61	
13	My child is making good progress at the school.	62	43.55	48.39	0	0	8.06	0	
14	I receive helpful, regular feedback about how my child is learning and developing e.g. informal feedback, reports and learning profiles.	62	29.03	56.45	9.68	1.61	3.23	0	
15	The information I receive about how my child is doing reaches me at the right time.	62	33.87	41.94	14.52	1.61	8.06	0	
16	I understand how my child's progress is assessed.	62	29.03	48.39	11.29	3.23	8.06	0	
17	The school gives me advice on how to support my child's learning at home.	62	27.42	48.39	16.13	3.23	3.23	1.61	
18	The school organises activities where my child and I can learn together.	62	29.03	37.1	19.35	0	12.9	1.61	
19	The school takes my views into account when making changes.	62	22.58	46.77	6.45	4.84	19.35	0	
20	I feel comfortable approaching the school with questions, suggestions and/or a problem.	62	40.32	50	1.61	3.23	4.84	0	

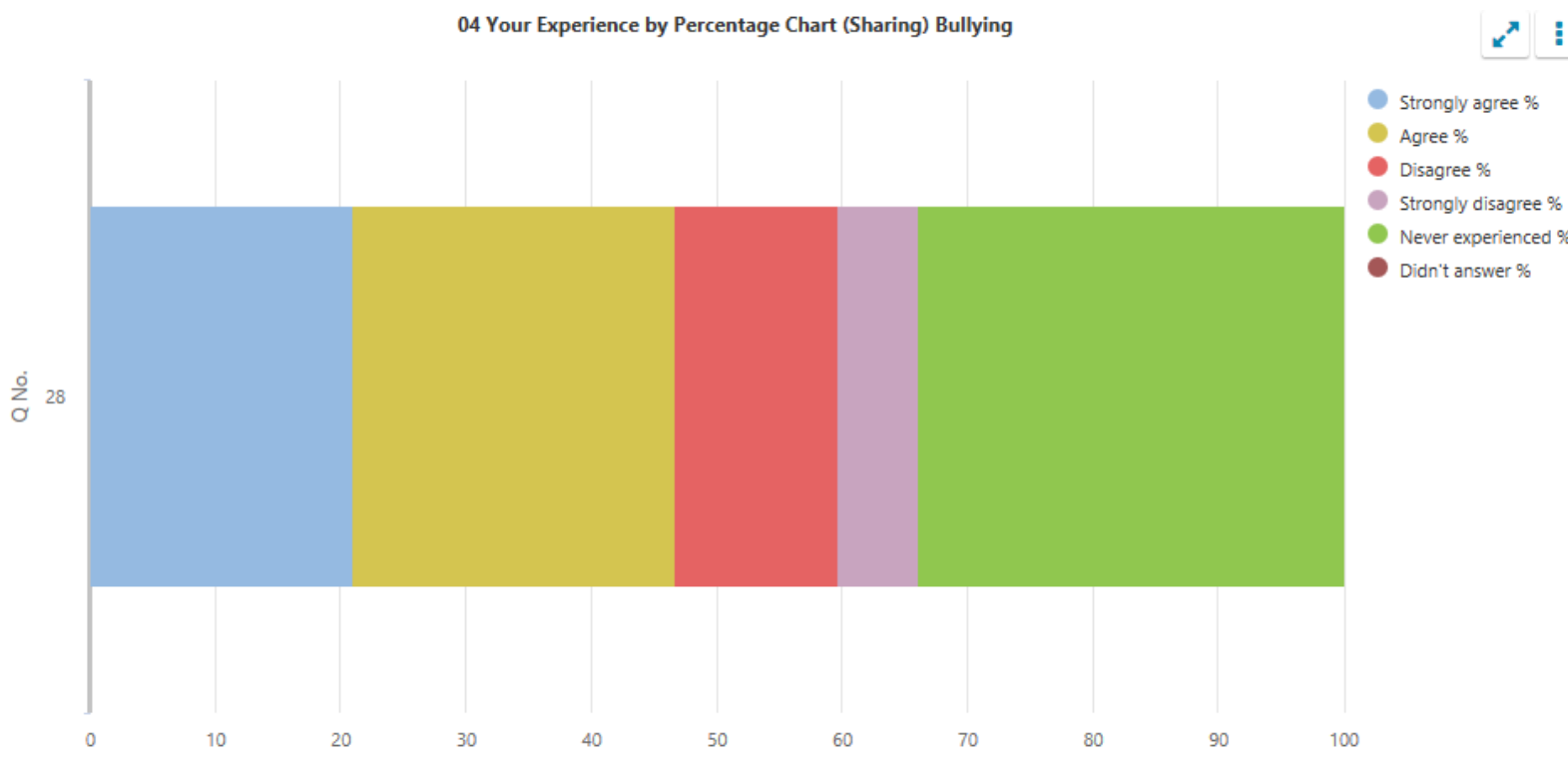
21	I feel encouraged to be involved in the work of the Parent Council and/or parent association.	62	25.81	37.1	8.06	4.84	20.97	3.23
22	I am kept informed about the work of the Parent Council and/or parent association.	62	32.26	45.16	6.45	3.23	12.9	0
23	I am satisfied with the quality of teaching in the school.	62	45.16	43.55	4.84	1.61	0	4.84
24	The school is well led and managed.	62	48.39	38.71	4.84	1.61	1.61	4.84
25	The school encourages children to treat others with respect.	62	45.16	45.16	3.23	0	3.23	3.23
26	I would recommend the school to other parents.	62	45.16	32.26	8.06	1.61	8.06	4.84
27	Overall, I am satisfied with the school.	62	45.16	40.32	9.68	0	1.61	3.23



Parents/carers of children in primary stages (04)

04 Your Experience by Percentage (Sharing) Bullying								
Q No.	Question	Response Count	Strongly agree %	Agree %	Disagree %	Strongly disagree %	Never experienced %	Didn't answer %
28	The school deals well with any bullying.	62	20.97	25.81	12.9	6.45	33.87	0

04 Your Experience by Percentage Chart (Sharing) Bullying



School teachers (10)

10 Your Experience by Percentage (Sharing)										
Q No	Question	Response Count	Strongly agree %	Agree %	Disagree %	Strongly disagree %	Don't know %	N/A %	Didn't answer %	
2	I find it rewarding to be a member of staff at this school.	11	45.45	45.45	0	0	9.09	0	0	
3	I feel a valued part of the school's community.	11	36.36	45.45	9.09	0	9.09	0	0	
4	I am encouraged to learn and share practice with colleagues from other schools.	11	36.36	45.45	9.09	0	9.09	0	0	
5	I am given the opportunity to learn and share practice with colleagues from other schools.	11	36.36	45.45	9.09	0	9.09	0	0	
6	I have a clear understanding of the social, cultural and economic context of the school.	11	63.64	27.27	0	0	9.09	0	0	
7	I feel appropriately supported by the school to undertake my role.	11	54.55	27.27	9.09	0	9.09	0	0	
8	I am supported to engage in professional learning.	11	63.64	18.18	9.09	0	9.09	0	0	
9	My professional learning enables me to reflect on and improve my practice.	11	63.64	27.27	0	0	9.09	0	0	
11	I have opportunities to be involved in agreeing priorities for the school.	11	45.45	45.45	0	0	9.09	0	0	
12	I am actively involved in the school's ongoing self-evaluation.	11	54.55	27.27	0	0	9.09	9.09	0	
13	GTCS standards are used to support professional dialogue.	11	54.55	36.36	0	0	9.09	0	0	
14	I use information, including data, effectively to identify and reduce inequalities in children's and young people's outcomes.	11	45.45	36.36	0	0	18.18	0	0	
15	I understand how to apply the school's procedures relating to child protection and safeguarding.	11	54.55	18.18	0	9.09	9.09	0	9.09	
16	The school's vision and values underpins my work.	11	63.64	27.27	0	0	9.09	0	0	
17	Staff treat all children and young people fairly and with respect.	11	72.73	9.09	0	9.09	9.09	0	0	
18	Colleagues treat each other with respect.	11	63.64	27.27	0	0	9.09	0	0	

19	Children and young people are encouraged and supported to treat others with respect.	11	81.82	9.09	0	0	9.09	0	0
20	Children and young people are well behaved.	11	45.45	45.45	0	0	9.09	0	0
21	The school deals effectively with any bullying.	11	54.55	27.27	0	0	9.09	9.09	0
22	I am provided with feedback when I report an incident.	11	36.36	45.45	9.09	0	9.09	0	0
23	Staff at all levels within the school communicate effectively with each other.	11	36.36	45.45	9.09	0	9.09	0	0
24	The school's arrangements for engaging parents in their child's learning are effective.	11	45.45	45.45	0	0	9.09	0	0
25	The school is well led and managed.	11	63.64	27.27	0	0	9.09	0	0
26	Collaborative working across the school is effective in taking forward improvement.	11	54.55	36.36	0	0	9.09	0	0
27	Children and young people are engaged in their learning.	11	45.45	45.45	0	0	9.09	0	0
28	I give children and young people regular feedback which helps them to progress.	11	45.45	45.45	0	0	9.09	0	0
29	Children and young people are provided with experiences which meet their learning needs.	11	63.64	27.27	0	0	9.09	0	0
30	Children and young people are involved in talking about and planning their learning.	11	45.45	45.45	0	0	9.09	0	0
31	Children and young people are involved in setting their learning targets.	11	45.45	45.45	0	0	9.09	0	0
32	Children and young people have the opportunity to lead their learning.	11	36.36	45.45	0	0	9.09	9.09	0
33	I receive appropriate support for planning, preparation and assessment.	11	45.45	36.36	9.09	0	9.09	0	0
34	The school has effective strategies to support children and young people with their learning, including those requiring additional support.	11	45.45	45.45	0	0	9.09	0	0
35	Staff have a shared understanding of their 'responsibility of all' in literacy and numeracy and health and wellbeing.	11	63.64	27.27	0	0	9.09	0	0
37	I have regular opportunities to help shape the curriculum through discussions with colleagues, parents and partners.	11	27.27	63.64	0	0	9.09	0	0
38	I am aware of and involved in the school's strategies for raising attainment for all.	11	63.64	27.27	0	0	9.09	0	0

10 Your Experience by Percentage Chart (Sharing)

