

Arbroath Academy

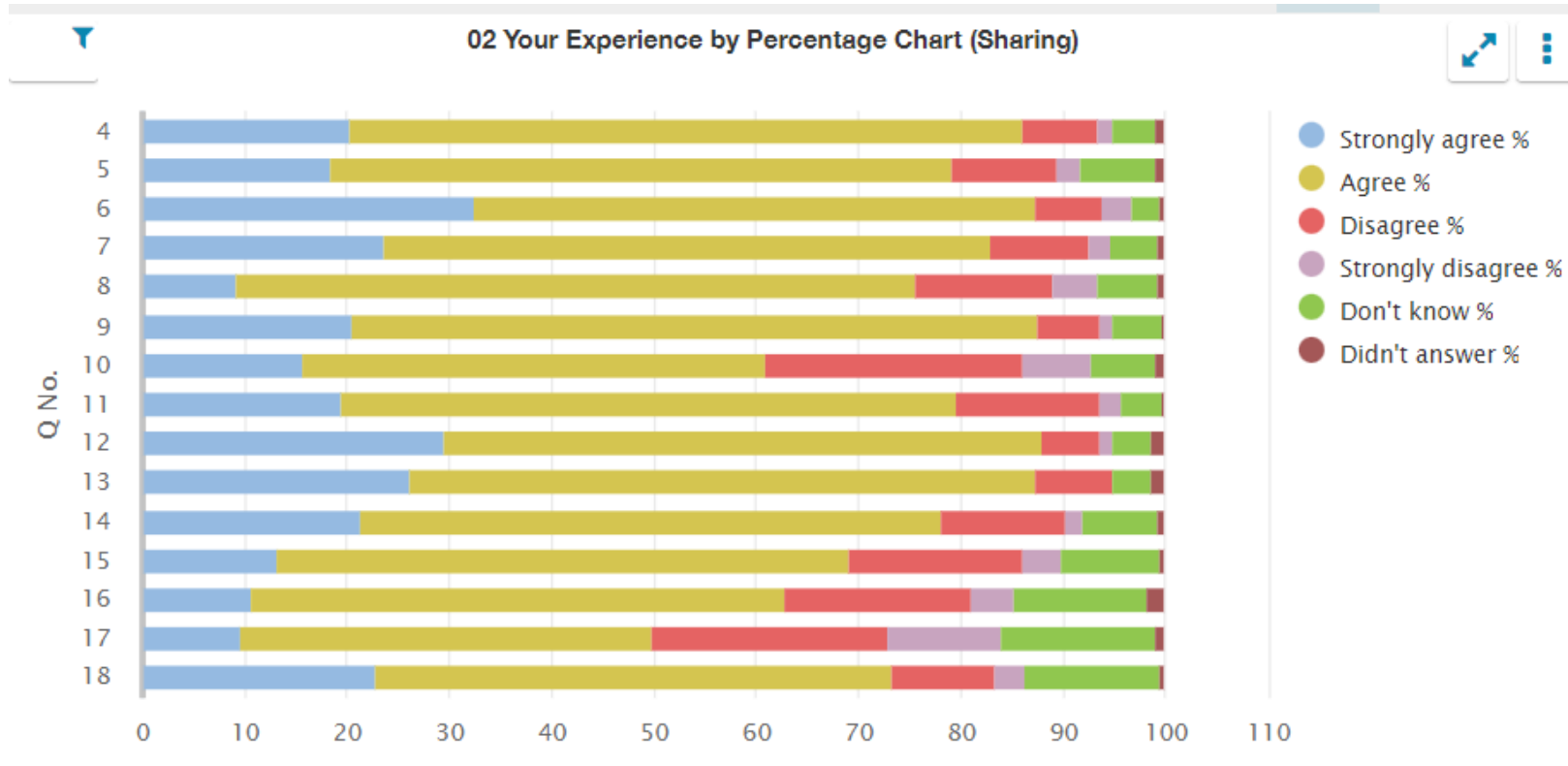
Pre-inspection questionnaire summary report Inspection week: 17 April 2023

Questionnaire for young people in secondary stages (02)

02 Your experience by percentage (sharing)

Q No.	Question	Response Count	Strongly agree %	Agree %	Disagree %	Strongly disagree %	Don't know %	Didn't answer %
4	I feel safe when I am at school.	409	20.29	65.77	7.33	1.47	4.16	0.98
5	My school helps me to feel safe.	409	18.34	60.88	10.27	2.2	7.33	0.98
6	I have someone in my school I can speak to if I am upset or worried about something.	409	32.52	54.77	6.6	2.93	2.69	0.49
7	Staff treat me fairly and with respect.	409	23.72	59.17	9.78	1.96	4.65	0.73
8	Other young people treat me fairly and with respect.	409	9.29	66.26	13.45	4.4	5.87	0.73
9	My school helps me to understand and respect other people.	409	20.54	66.99	6.11	1.22	4.89	0.24
10	My school is helping me to become confident.	409	15.65	45.23	25.18	6.85	6.11	0.98
11	My school teaches me how to lead a healthy lifestyle.	409	19.56	60.15	13.94	2.2	3.91	0.24
12	There are lots of chances at my school for me to get regular exercise.	409	29.58	58.44	5.62	1.22	3.91	1.22
13	My school offers me the opportunity to take part in activities in school beyond the classroom and timetabled day.	409	26.16	61.12	7.58	0.00	3.91	1.22
14	I have the opportunity to discuss my achievements outwith school with an adult in school who knows me well.	409	21.27	56.97	11.98	1.71	7.33	0.73
15	My school listens to my views.	409	13.2	55.99	16.87	3.91	9.54	0.49
16	My school takes my views into account.	409	10.76	52.08	18.34	4.16	12.96	1.71
17	My homework helps me to understand and improve my work in school.	409	9.54	40.34	22.98	11.25	14.91	0.98
18	I was given good advice to make choices about taking the subjects that are right for me.	409	22.74	50.61	10.02	2.93	13.2	0.49

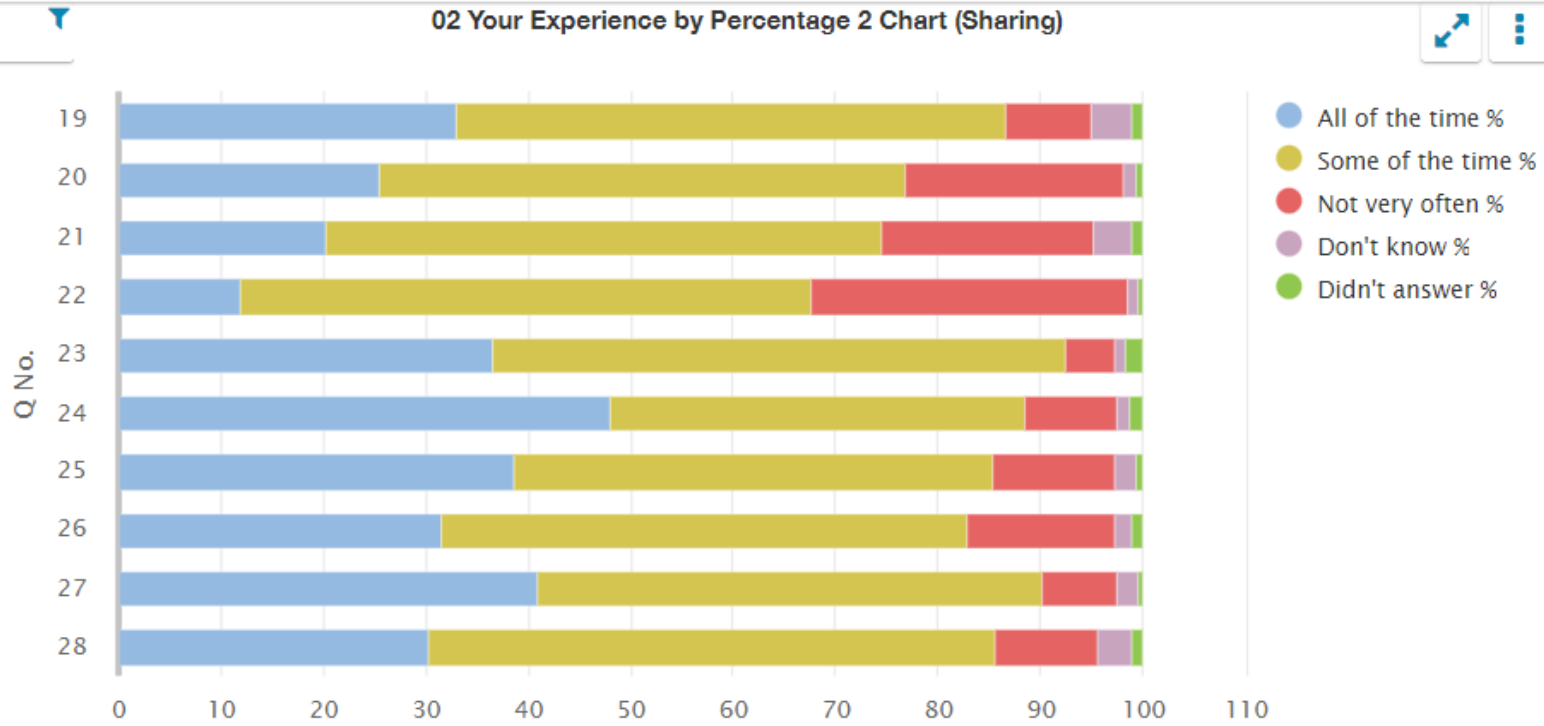
02 Your experience by percentage chart (sharing)



02 Your experience by percentage 2 (sharing)

Q No.	Question	Response Count	All of the time %	Some of the time %	Not very often %	Don't know %	Didn't answer %
19	Staff help young people to be responsible for their own behaviour.	409	33.01	53.55	8.31	4.16	0.98
20	I feel comfortable approaching staff with questions or suggestions.	409	25.43	51.34	21.27	1.22	0.73
21	I am given the opportunity to influence what and how I learn.	409	20.29	54.28	20.54	3.91	0.98
22	I enjoy learning at school.	409	11.98	55.75	30.81	0.98	0.49
23	I feel that my work in school is hard enough.	409	36.43	55.99	4.89	0.98	1.71
24	I know who to ask to get help if I find my work too hard.	409	47.92	40.59	9.05	1.22	1.22
25	Staff help me to understand how I am progressing in my school work.	409	38.63	46.7	11.98	1.96	0.73
26	The feedback I receive on my work helps me to improve my learning.	409	31.54	51.34	14.43	1.71	0.98
27	I am encouraged by staff to do the best I can.	409	40.83	49.39	7.33	1.96	0.49
28	I am happy with the quality of teaching in my school.	409	30.32	55.26	10.02	3.42	0.98

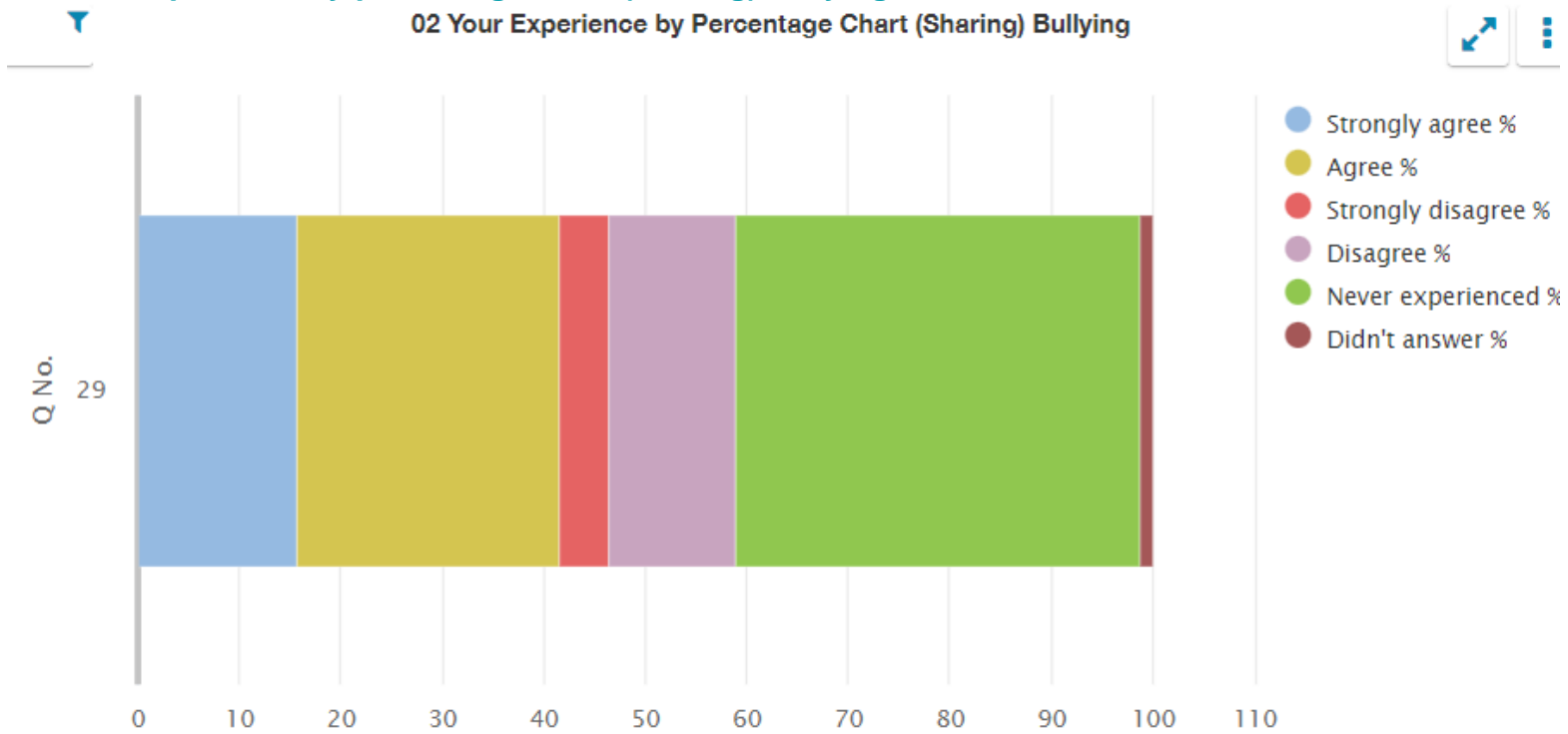
02 Your experience by percentage 2 chart (sharing)



02 Your experience by percentage (sharing) bullying

Q No.	Question	Response Count	Strongly agree %	Agree %	Disagree %	Strongly disagree %	Never experienced %	Didn't answer %
29	My school deals well with any bullying.	409	15.65	25.92	12.47	4.89	39.85	1.22

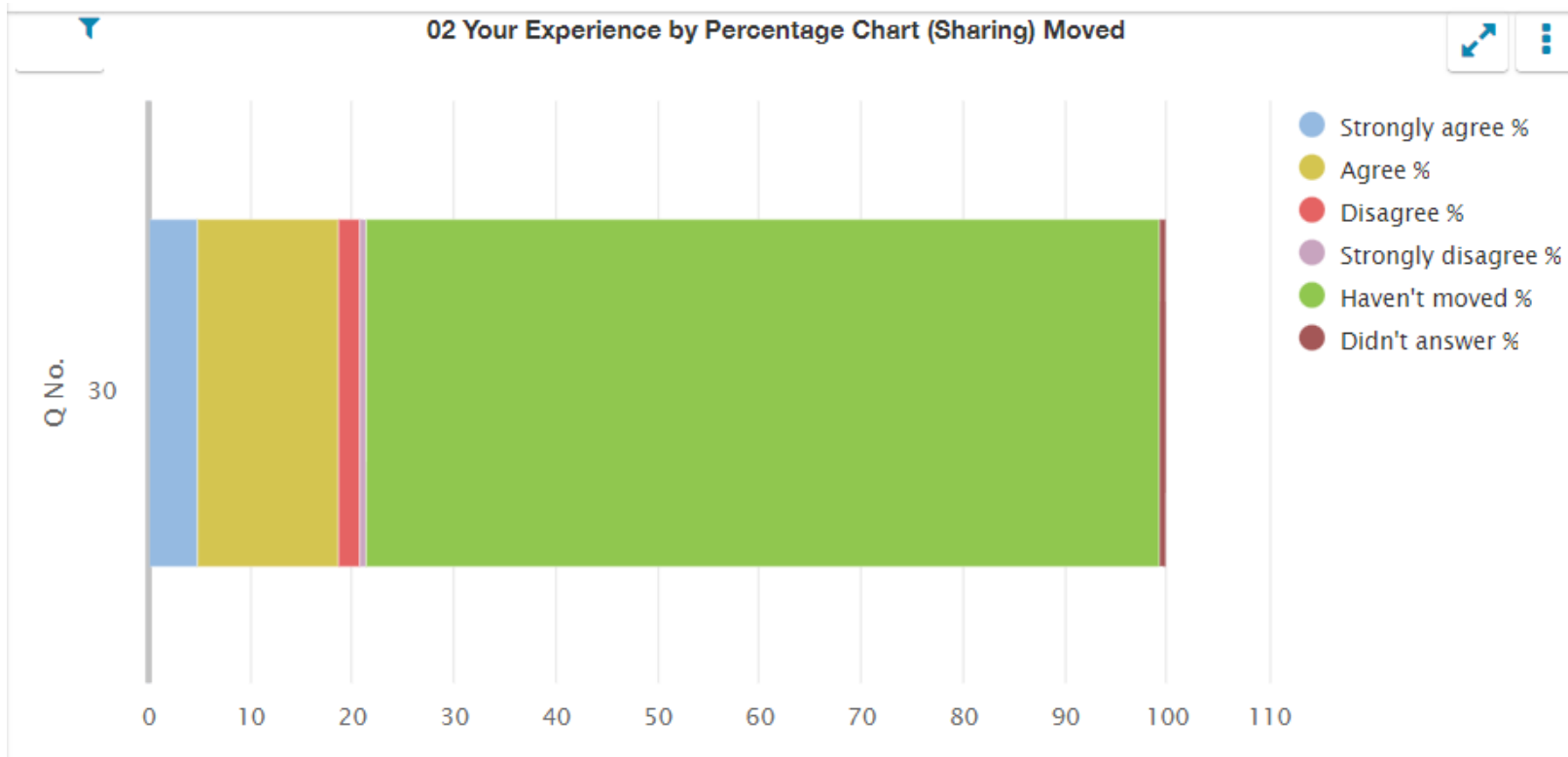
02 Your experience by percentage chart (sharing) bullying



02 Your experience by percentage (sharing) moved

Q No.	Question	Response Count	Strongly agree %	Agree %	Disagree %	Strongly disagree %	Haven't moved %	Didn't answer %
30	I was well supported if I moved to a new school within the last year.	409	4.89	13.69	2.2	0.49	78	0.73

02 Your experience by percentage chart (sharing) moved



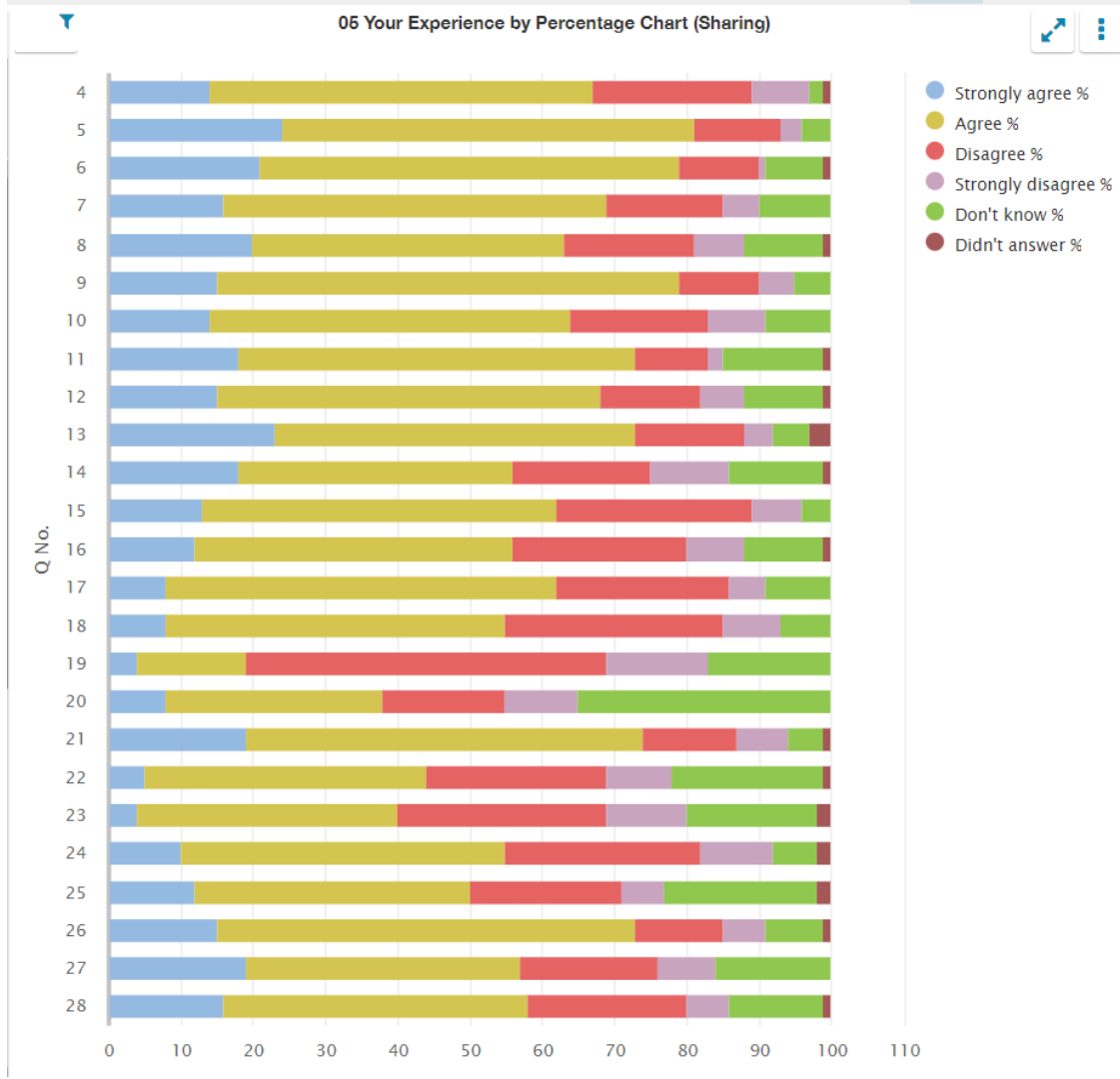
Questionnaire for parents/carers of children in secondary stages (05)

05 Your experience by percentage (sharing)

Q No.	Question	Response Count	Strongly agree %	Agree %	Disagree %	Strongly disagree %	Don't know %	Didn't answer %
4	My child likes being at this school.	100	14	53	22	8	2	1
5	Staff treat my child fairly and with respect.	100	24	57	12	3	4	0.00
6	I feel that my child is safe at the school.	100	21	58	11	1	8	1
7	The school helps my child to feel confident.	100	16	53	16	5	10	0.00
8	I feel staff really know my child as an individual.	100	20	43	18	7	11	1
9	My child finds their learning activities hard enough.	100	15	64	11	5	5	0.00
10	My child receives the help he/she needs to do well.	100	14	50	19	8	9	0.00
11	My child is encouraged by the school to be healthy and take regular exercise.	100	18	55	10	2	14	1
12	The school supports my child's emotional wellbeing.	100	15	53	14	6	11	1
13	My child is making good progress at the school.	100	23	50	15	4	5	3
14	My child was well supported to make choices about taking the subjects that are right for them.	100	18	38	19	11	13	1
15	I receive helpful, regular feedback about how my child is learning and developing e.g. informal feedback, reports and learning profiles.	100	13	49	27	7	4	0.00
16	The information I receive about how my child is doing reaches me at the right time.	100	12	44	24	8	11	1
17	I understand how my child's progress is assessed.	100	8	54	24	5	9	0.00
18	The school gives me advice on how to support my child's learning at home.	100	8	47	30	8	7	0.00
19	The school organises activities where my child and I can learn together.	100	4	15	50	14	17	0.00
20	The school takes my views into account when making changes.	100	8	30	17	10	35	0.00
21	I feel comfortable approaching the school with questions, suggestions and/or a problem.	100	19	55	13	7	5	1

Q No.	Question (cont.)	Response Count	Strongly agree %	Agree %	Disagree %	Strongly disagree %	Don't know %	Didn't answer %
22	I feel encouraged to be involved in the work of the Parent Council and/or parent association.	100	5	39	25	9	21	1
23	I am kept informed about the work of the Parent Council and/or parent association.	100	4	36	29	11	18	2
24	I am satisfied with the quality of teaching in the school.	100	10	45	27	10	6	2
25	The school is well led and managed.	100	12	38	21	6	21	2
26	The school encourages young people to treat others with respect.	100	15	58	12	6	8	1
27	I would recommend the school to other parents.	100	19	38	19	8	16	0.00
28	Overall, I am satisfied with the school.	100	16	42	22	6	13	1

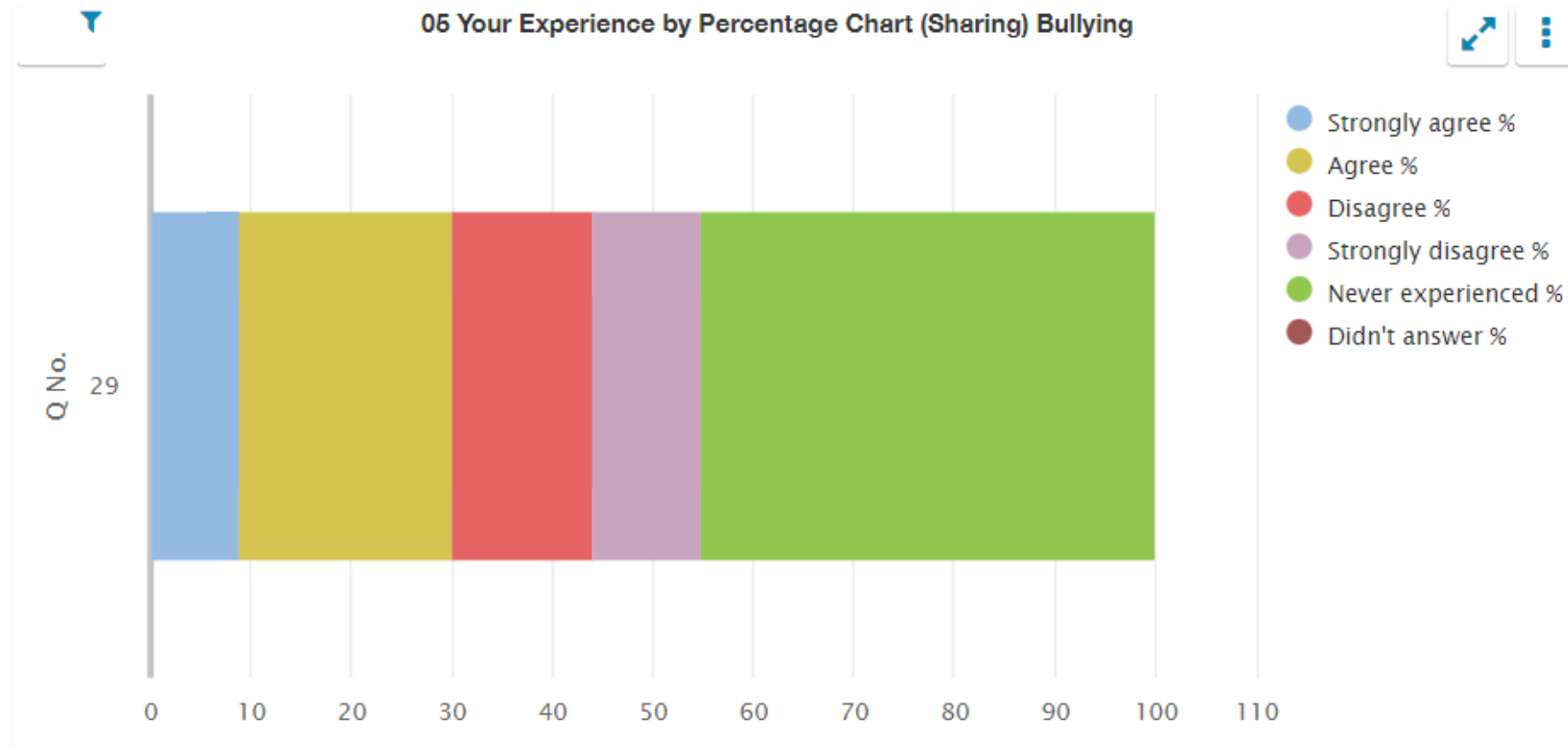
05 Your experience by percentage chart (sharing)



05 Your experience by percentage (sharing) bullying

Q No.	Question	Response Count	Strongly agree %	Agree %	Disagree %	Strongly disagree %	Never experienced %	Didn't answer %
29	My child's school deals well with any bullying.	100	9	21	14	11	45	0.00

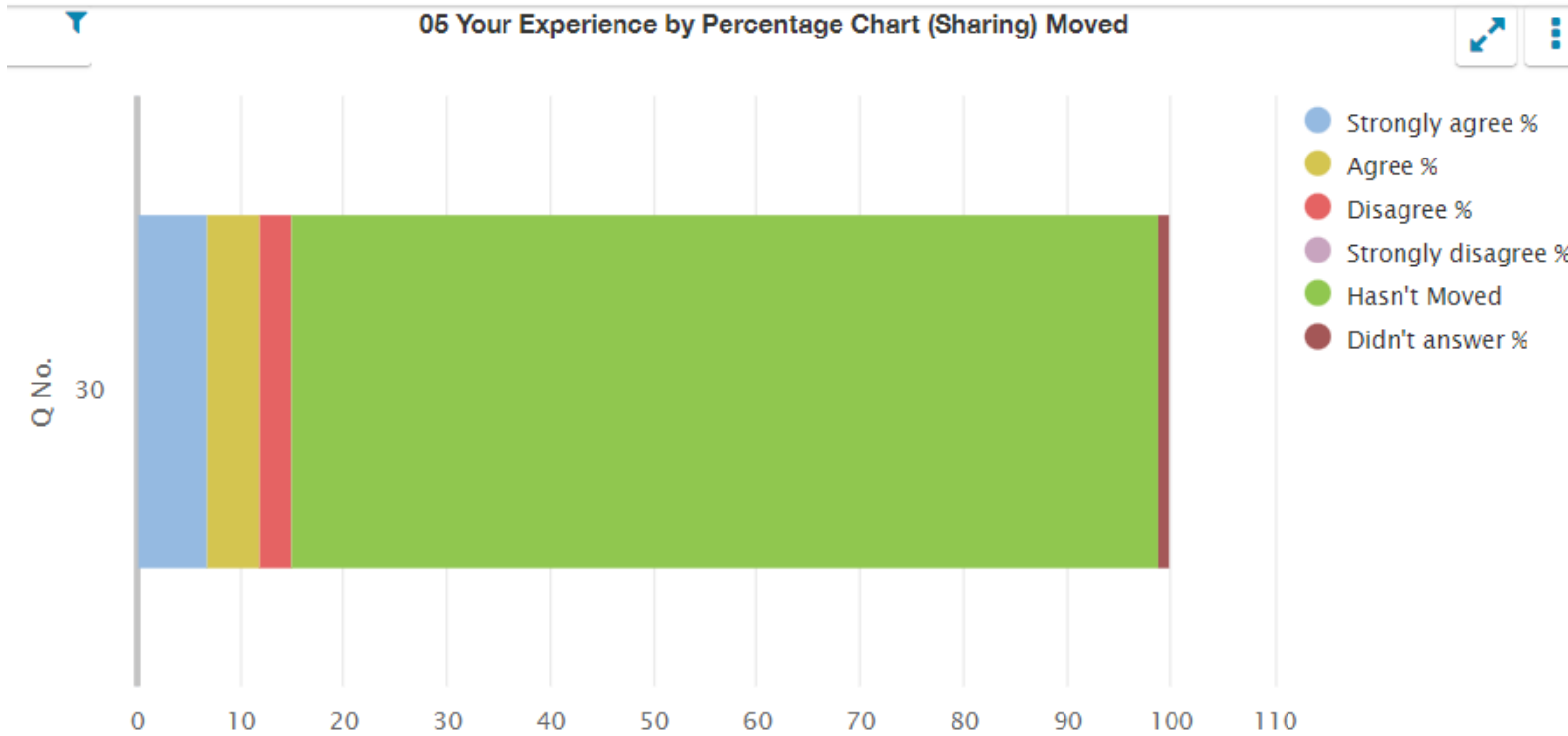
05 Your experience by percentage chart (sharing) bullying



05 Your experience by percentage (sharing) moved

Q No.	Question	Response Count	Strongly agree %	Agree %	Disagree %	Strongly disagree %	Hasn't Moved	Didn't answer %
30	My child was well supported if they moved to a new school within the last year.	100	7	5	3	0.00	84	1

05 Your experience by percentage chart (sharing) moved



Questionnaire for school teachers (10)

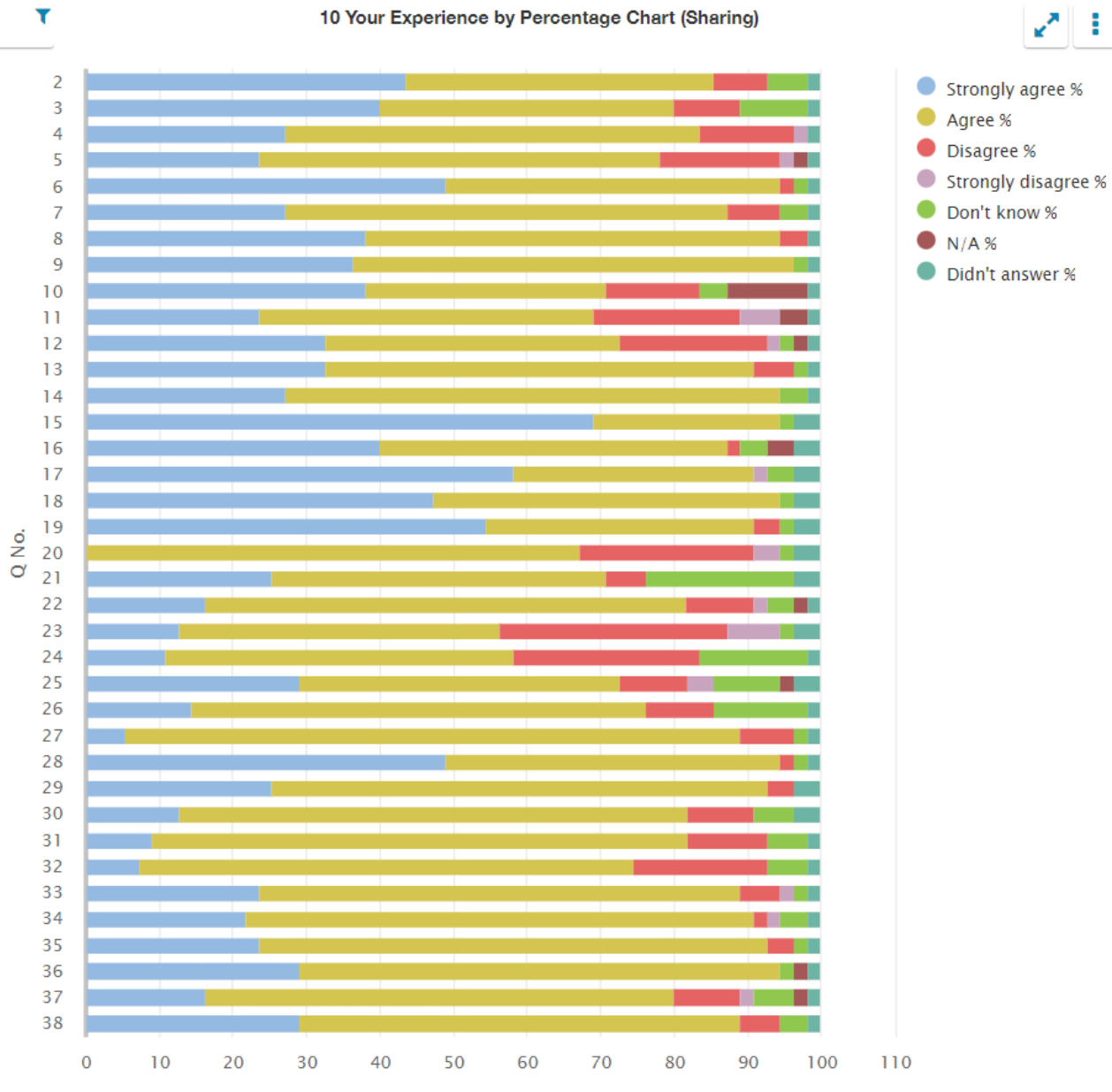
10 Your experience by percentage (sharing)

Q No.	Question	Response Count	Strongly agree %	Agree %	Disagree %	Strongly disagree %	Don't know %	N/A %	Didn't answer %
2	I find it rewarding to be a member of staff at this school.	55	43.64	41.82	7.27	0.00	5.45	0.00	1.82
3	I feel a valued part of the school's community.	55	40	40	9.09	0.00	9.09	0.00	1.82
4	I am encouraged to learn and share practice with colleagues from other schools.	55	27.27	56.36	12.73	1.82	0.00	0.00	1.82
5	I am given the opportunity to learn and share practice with colleagues from other schools.	55	23.64	54.55	16.36	1.82	0.00	1.82	1.82
6	I have a clear understanding of the social, cultural and economic context of the school.	55	49.09	45.45	1.82	0.00	1.82	0.00	1.82
7	I feel appropriately supported by the school to undertake my role.	55	27.27	60	7.27	0.00	3.64	0.00	1.82
8	I am supported to engage in professional learning.	55	38.18	56.36	3.64	0.00	0.00	0.00	1.82
9	My professional learning enables me to reflect on and improve my practice.	55	36.36	60	0.00	0.00	1.82	0.00	1.82
10	I have regular opportunities to undertake leadership roles.	55	38.18	32.73	12.73	0.00	3.64	10.91	1.82
11	I have opportunities to be involved in agreeing priorities for the school.	55	23.64	45.45	20	5.45	0.00	3.64	1.82
12	I am actively involved in the school's ongoing self-evaluation.	55	32.73	40	20	1.82	1.82	1.82	1.82
13	GTCS standards are used to support professional dialogue.	55	32.73	58.18	5.45	0.00	1.82	0.00	1.82
14	I use information, including data, effectively to identify and reduce inequalities in children's and young people's outcomes.	55	27.27	67.27	0.00	0.00	3.64	0.00	1.82
15	I understand how to apply the school's procedures relating to child protection and safeguarding.	55	69.09	25.45	0.00	0.00	1.82	0.00	3.64
16	The school's vision and values underpins my work.	55	40	47.27	1.82	0.00	3.64	3.64	3.64
17	Staff treat all children and young people fairly and with respect.	55	58.18	32.73	0.00	1.82	3.64	0.00	3.64

Q No.	Question (cont.)	Response Count	Strongly agree %	Agree %	Disagree %	Strongly disagree %	Don't know %	N/A %	Didn't answer %
18	Colleagues treat each other with respect.	55	47.27	47.27	0.00	0.00	1.82	0.00	3.64
19	Children and young people are encouraged and supported to treat others with respect.	55	54.55	36.36	3.64	0.00	1.82	0.00	3.64
20	Children and young people are well behaved.	55	0.00	67.27	23.64	3.64	1.82	0.00	3.64
21	The school deals effectively with any bullying.	55	25.45	45.45	5.45	0.00	20	0.00	3.64
22	I am provided with feedback when I report an incident.	55	16.36	65.45	9.09	1.82	3.64	1.82	1.82
23	Staff at all levels within the school communicate effectively with each other.	55	12.73	43.64	30.91	7.27	1.82	0.00	3.64
24	The school's arrangements for engaging parents in their child's learning are effective.	55	10.91	47.27	25.45	0.00	14.55	0.00	1.82
25	The school is well led and managed.	55	29.09	43.64	9.09	3.64	9.09	1.82	3.64
26	Collaborative working across the school is effective in taking forward improvement.	55	14.55	61.82	9.09	0.00	12.73	0.00	1.82
27	Children and young people are engaged in their learning.	55	5.45	83.64	7.27	0.00	1.82	0.00	1.82
28	I give children and young people regular feedback which helps them to progress.	55	49.09	45.45	1.82	0.00	1.82	0.00	1.82
29	Children and young people are provided with experiences which meet their learning needs.	55	25.45	67.27	3.64	0.00	0.00	0.00	3.64
30	Children and young people are involved in talking about and planning their learning.	55	12.73	69.09	9.09	0.00	5.45	0.00	3.64
31	Children and young people are involved in setting their learning targets.	55	9.09	72.73	10.91	0.00	5.45	0.00	1.82
32	Children and young people have the opportunity to lead their learning.	55	7.27	67.27	18.18	0.00	5.45	0.00	1.82
33	I receive appropriate support for planning, preparation and assessment.	55	23.64	65.45	5.45	1.82	1.82	0.00	1.82
34	The school has effective strategies to support children and young people with their learning, including those requiring additional support.	55	21.82	69.09	1.82	1.82	3.64	0.00	1.82
35	Staff have a shared understanding of their 'responsibility of all' in literacy and numeracy and health and wellbeing.	55	23.64	69.09	3.64	0.00	1.82	0.00	1.82

Q No.	Question (cont.)	Response Count	Strongly agree %	Agree %	Disagree %	Strongly disagree %	Don't know %	N/A %	Didn't answer %
36	Moderation activities are helping me to make sound professional judgements.	55	29.09	65.45	0.00	0.00	1.82	1.82	1.82
37	I have regular opportunities to help shape the curriculum through discussions with colleagues, parents and partners.	55	16.36	63.64	9.09	1.82	5.45	1.82	1.82
38	I am aware of and involved in the school's strategies for raising attainment for all.	55	29.09	60	5.45	0.00	3.64	0.00	1.82

10 Your experience by percentage chart (sharing)



Questionnaire for pupil support staff (11)

11 Your experience by percentage (sharing)

Q No.	Question	Response Count	Strongly agree %	Agree %	Disagree %	Strongly disagree %	Don't know %	N/A %	Didn't answer %
2	I find it rewarding to be a member of staff at this school.	13	30.77	46.15	15.38	0.00	7.69	0.00	0.00
3	I feel a valued part of the school's community.	13	15.38	61.54	23.08	0.00	0.00	0.00	0.00
4	I am encouraged to learn and share practice with colleagues from other schools.	13	0.00	61.54	15.38	0.00	0.00	23.08	0.00
5	I am given the opportunity to learn and share practice with colleagues from other schools.	13	0.00	61.54	15.38	0.00	0.00	23.08	0.00
6	I have a clear understanding of the social, cultural and economic context of the school.	13	0.00	76.92	0.00	0.00	15.38	0.00	7.69
7	I feel appropriately supported by the school to undertake my role.	13	38.46	38.46	23.08	0.00	0.00	0.00	0.00
8	I am supported to engage in professional learning.	13	0.00	84.62	0.00	0.00	7.69	7.69	0.00
9	My professional learning enables me to reflect on and improve my practice.	13	30.77	46.15	0.00	0.00	15.38	7.69	0.00
10	I have regular opportunities to undertake leadership roles.	13	0.00	46.15	30.77	0.00	0.00	23.08	0.00
11	I have opportunities to be involved in agreeing priorities for the school.	13	0.00	53.85	30.77	0.00	0.00	15.38	0.00
12	I am actively involved in the school's ongoing self-evaluation.	13	0.00	53.85	23.08	0.00	7.69	15.38	0.00
13	I use information, including data, effectively to identify and reduce inequalities in children's and young people's outcomes.	X	X	X	X	X	X	X	X
14	I understand how to apply the school's procedures relating to child protection and safeguarding.	13	38.46	46.15	0.00	0.00	7.69	7.69	0.00
15	The school's vision and values underpins my work.	13	30.77	53.85	0.00	0.00	7.69	7.69	0.00
16	Staff treat all children and young people fairly and with respect.	13	38.46	46.15	7.69	0.00	7.69	0.00	0.00
17	Colleagues treat each other with respect.	13	38.46	38.46	15.38	0.00	7.69	0.00	0.00

Q No.	Question (cont.)	Response Count	Strongly agree %	Agree %	Disagree %	Strongly disagree %	Don't know %	N/A %	Didn't answer %
18	Children and young people are encouraged and supported to treat others with respect.	13	30.77	53.85	0.00	0.00	15.38	0.00	0.00
19	Children and young people are well behaved.	13	0.00	61.54	23.08	0.00	0.00	15.38	0.00
20	The school deals effectively with any bullying.	13	38.46	38.46	7.69	0.00	15.38	0.00	0.00
21	I am provided with feedback when I report an incident.	13	7.69	76.92	7.69	7.69	0.00	0.00	0.00
22	Staff at all levels within the school communicate effectively with each other.	13	7.69	61.54	30.77	0.00	0.00	0.00	0.00
23	The school's arrangements for engaging parents in their child's learning are effective.	13	0.00	76.92	0.00	0.00	15.38	7.69	0.00
24	The school is well led and managed.	13	7.69	53.85	30.77	0.00	7.69	0.00	0.00
25	Collaborative working across the school is effective in taking forward improvement.	13	7.69	61.54	0.00	0.00	23.08	7.69	0.00
26	Children and young people are engaged in their learning.	13	0.00	84.62	7.69	0.00	7.69	0.00	0.00
27	I give children and young people regular feedback which helps them to progress.	13	38.46	38.46	0.00	0.00	7.69	15.38	0.00
28	Children and young people are provided with experiences which meet their learning needs.	13	30.77	53.85	0.00	0.00	7.69	7.69	0.00
29	Children and young people are involved in talking about and planning their learning.	13	7.69	46.15	15.38	0.00	7.69	23.08	0.00
30	Children and young people are involved in setting their learning targets.	13	0.00	61.54	15.38	0.00	7.69	15.38	0.00
31	Children and young people have the opportunity to lead their learning.	13	0.00	69.23	0.00	0.00	15.38	15.38	0.00
32	I receive appropriate support for planning, preparation and assessment.	X	X	X	X	X	X	X	X
33	The school has effective strategies to support children and young people with their learning, including those requiring additional support.	13	30.77	53.85	7.69	0.00	7.69	0.00	0.00
34	Staff have a shared understanding of their 'responsibility of all' in literacy and numeracy and health and wellbeing.	13	15.38	61.54	0.00	0.00	15.38	7.69	0.00
35	I have regular opportunities to help shape the curriculum as part of the team.	X	X	X	X	X	X	X	X

Q No.	Question (cont.)	Response Count	Strongly agree %	Agree %	Disagree %	Strongly disagree %	Don't know %	N/A %	Didn't answer %
36	I am aware of the school's strategies for raising attainment for all.	13	7.69	69.23	7.69	0.00	7.69	7.69	0.00

11 Your experience by percentage chart (sharing)

11 Your Experience by Percentage Chart (Sharing)

