

Lochmaben Primary School and Nursery Class

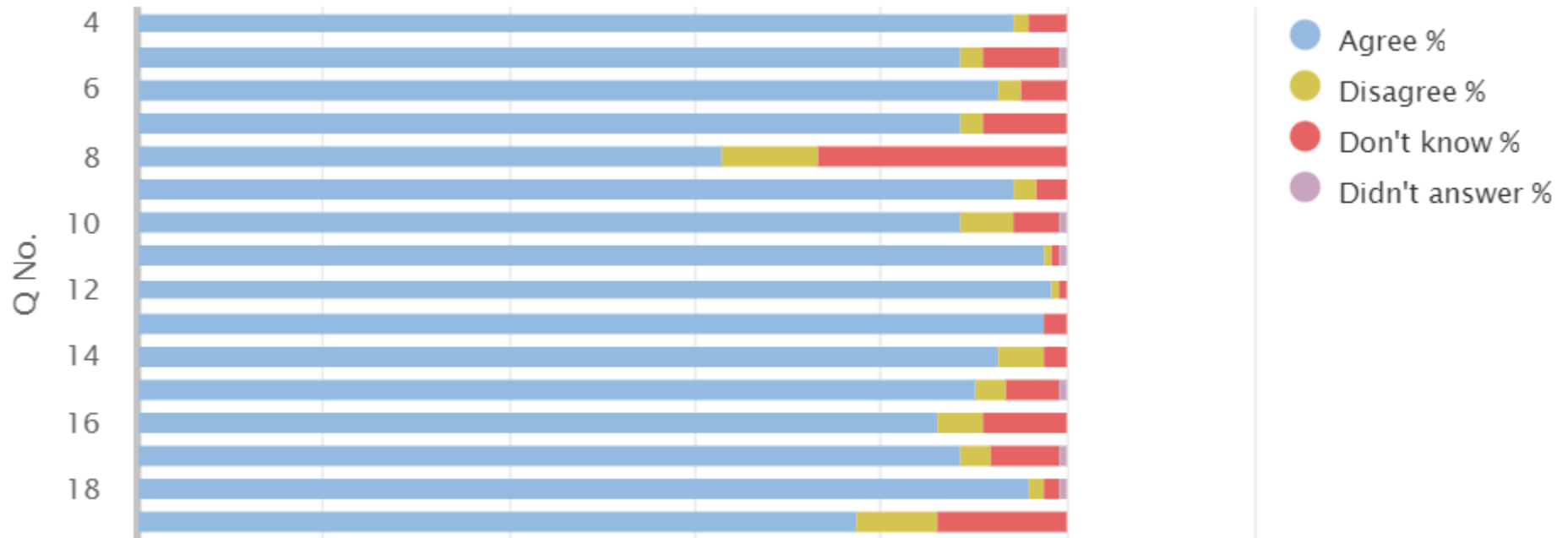
Pre-inspection questionnaire summary report
Inspection week: 17 April 2023

Questionnaire for children in primary stages (01)

01 Your experience by percentage (sharing)

| Q No. | Question | Response Count | Agree % | Disagree % | Don't know % | Didn't answer % |
|-------|---|----------------|---------|------------|--------------|-----------------|
| 4 | I feel safe when I am at school. | 124 | 94.35 | 1.61 | 4.03 | 0.00 |
| 5 | My school helps me to feel safe. | 124 | 88.71 | 2.42 | 8.06 | 0.81 |
| 6 | I have someone in my school I can speak to if I am upset or worried about something. | 124 | 92.74 | 2.42 | 4.84 | 0.00 |
| 7 | Staff treat me fairly and with respect. | 124 | 88.71 | 2.42 | 8.87 | 0.00 |
| 8 | Other children treat me fairly and with respect. | 124 | 62.9 | 10.48 | 26.61 | 0.00 |
| 9 | My school helps me to understand and respect other people. | 124 | 94.35 | 2.42 | 3.23 | 0.00 |
| 10 | My school is helping me to become confident. | 124 | 88.71 | 5.65 | 4.84 | 0.81 |
| 11 | My school teaches me how to lead a healthy lifestyle. | 124 | 97.58 | 0.81 | 0.81 | 0.81 |
| 12 | There are lots of chances at my school for me to get regular exercise. | 124 | 98.39 | 0.81 | 0.81 | 0.00 |
| 13 | My school offers me the opportunity to take part in activities in school beyond the classroom and timetabled day. | 124 | 97.58 | 0.00 | 2.42 | 0.00 |
| 14 | I have the opportunity to discuss my achievements outwith school with an adult in school who knows me well. | 124 | 92.74 | 4.84 | 2.42 | 0.00 |
| 15 | My school listens to my views. | 124 | 90.32 | 3.23 | 5.65 | 0.81 |
| 16 | My school takes my views into account. | 124 | 86.29 | 4.84 | 8.87 | 0.00 |
| 17 | I feel comfortable approaching staff with questions or suggestions. | 124 | 88.71 | 3.23 | 7.26 | 0.81 |
| 18 | Staff help me to understand how I am progressing in my school work. | 124 | 95.97 | 1.61 | 1.61 | 0.81 |
| 19 | My homework helps me to understand and improve my work in school. | 124 | 77.42 | 8.87 | 13.71 | 0.00 |

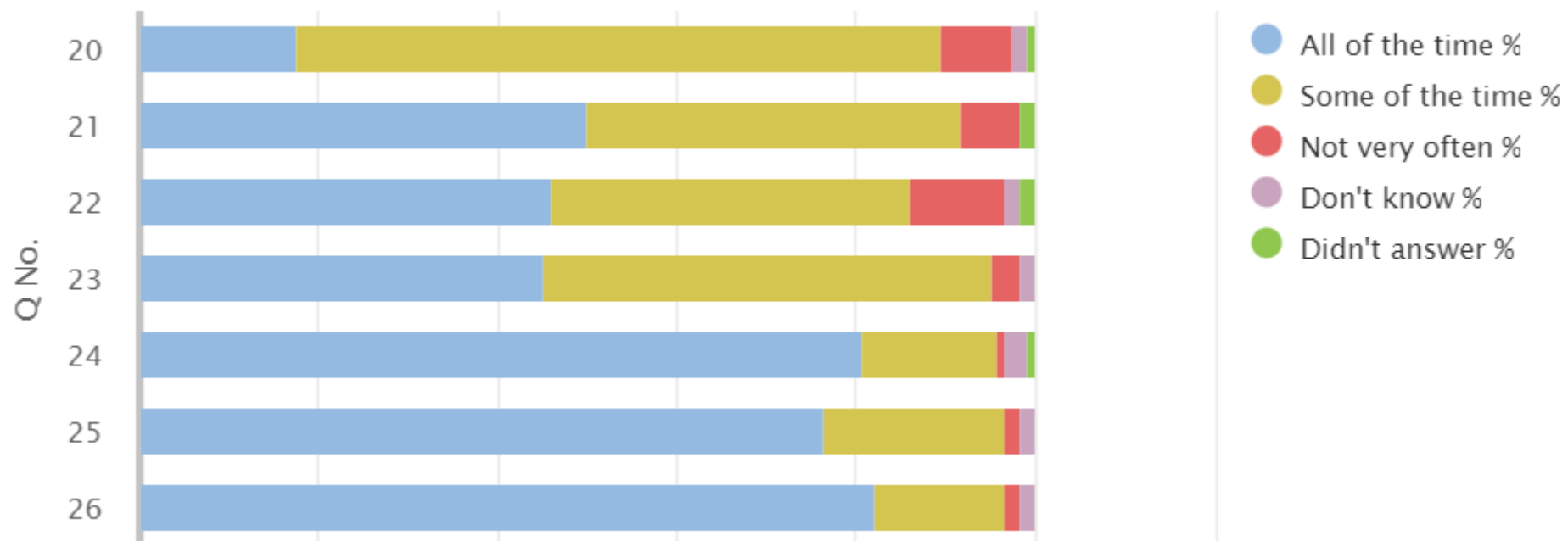
01 Your experience by percentage chart (sharing)



01 Your experience by percentage 2 (sharing)

| Q No. | Question | Response Count | All of the time % | Some of the time % | Not very often % | Don't know % | Didn't answer % |
|-------|---|----------------|-------------------|--------------------|------------------|--------------|-----------------|
| 20 | Other children behave well. | 124 | 17.74 | 71.77 | 8.06 | 1.61 | 0.81 |
| 21 | My teachers ask me about what things I want to learn in school. | 124 | 50 | 41.94 | 6.45 | 0.00 | 1.61 |
| 22 | I enjoy learning at school. | 124 | 45.97 | 40.32 | 10.48 | 1.61 | 1.61 |
| 23 | I feel that my work in school is hard enough. | 124 | 45.16 | 50 | 3.23 | 1.61 | 0.00 |
| 24 | I know who to ask to get help if I find my work too hard. | 124 | 80.65 | 15.32 | 0.81 | 2.42 | 0.81 |
| 25 | I am encouraged by staff to do the best I can. | 124 | 76.61 | 20.16 | 1.61 | 1.61 | 0.00 |
| 26 | I am happy with the quality of teaching in my school. | 124 | 82.26 | 14.52 | 1.61 | 1.61 | 0.00 |

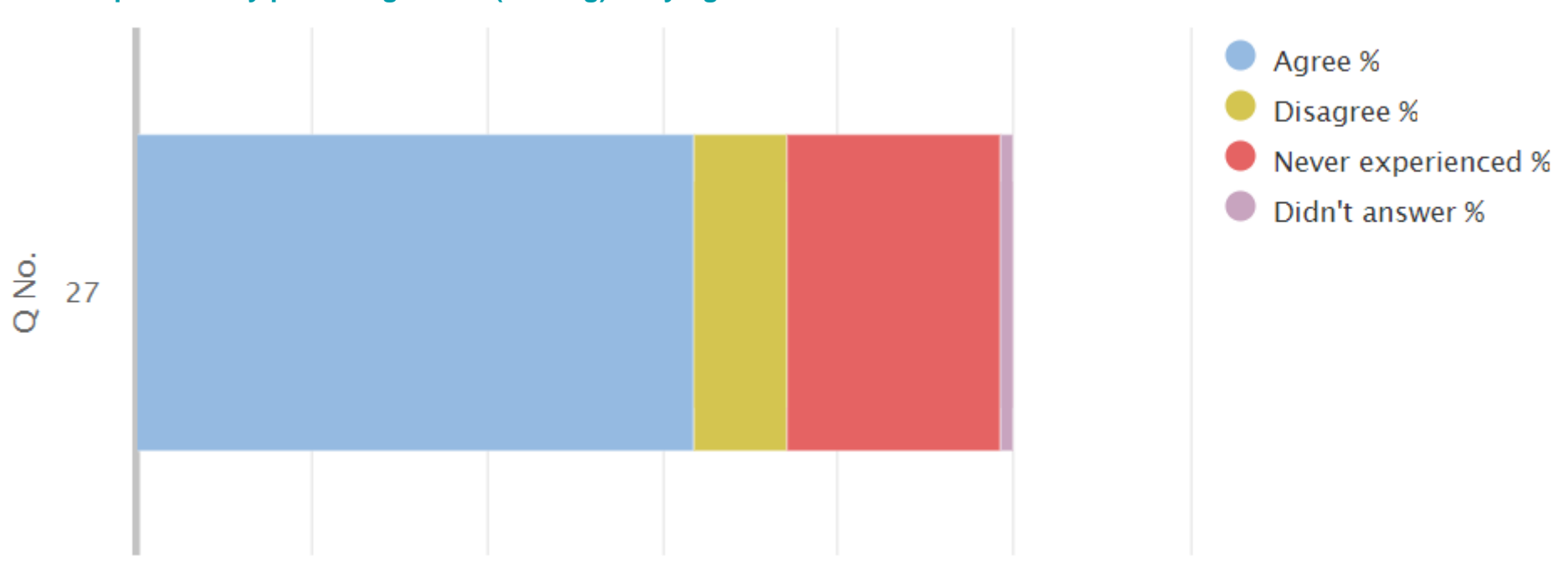
01 Your experience by percentage chart (sharing)



01 Your experience by percentage (sharing) bullying

| Q No. | Question | Response Count | Agree % | Disagree % | Never experienced % | Didn't answer % |
|-------|---|----------------|---------|------------|---------------------|-----------------|
| 27 | My school deals well with any bullying. | 124 | 63.71 | 10.48 | 24.19 | 1.61 |

01 Your experience by percentage chart (sharing) bullying



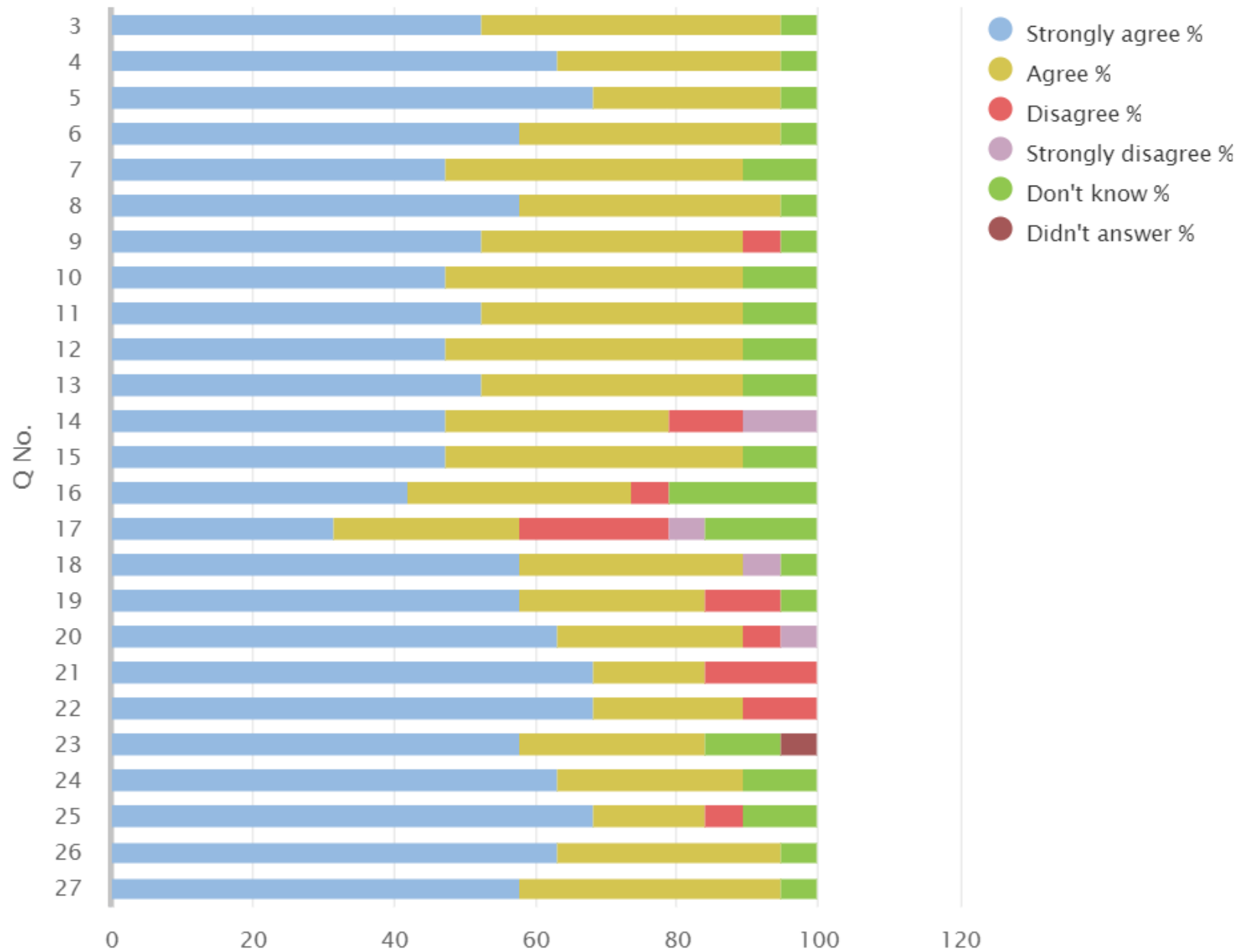
Questionnaire for parents/carers of children in the early learning and childcare setting (03)

03 Your experience by percentage (sharing)

| Q No. | Question | Response Count | Strongly agree % | Agree % | Disagree % | Strongly disagree % | Don't know % | Didn't answer % |
|-------|--|----------------|------------------|---------|------------|---------------------|--------------|-----------------|
| 3 | My child likes being at this setting. | 19 | 52.63 | 42.11 | 0.00 | 0.00 | 5.26 | 0.00 |
| 4 | Staff treat my child fairly and with respect. | 19 | 63.16 | 31.58 | 0.00 | 0.00 | 5.26 | 0.00 |
| 5 | I feel that my child is safe at the setting. | 19 | 68.42 | 26.32 | 0.00 | 0.00 | 5.26 | 0.00 |
| 6 | My child's behaviour is managed effectively. | 19 | 57.89 | 36.84 | 0.00 | 0.00 | 5.26 | 0.00 |
| 7 | The setting helps my child to feel confident. | 19 | 47.37 | 42.11 | 0.00 | 0.00 | 10.53 | 0.00 |
| 8 | I feel staff really know my child as an individual. | 19 | 57.89 | 36.84 | 0.00 | 0.00 | 5.26 | 0.00 |
| 9 | The learning experiences my child has at the setting are at the right level for them. | 19 | 52.63 | 36.84 | 5.26 | 0.00 | 5.26 | 0.00 |
| 10 | My child's learning and development is well supported by the staff in the setting. | 19 | 47.37 | 42.11 | 0.00 | 0.00 | 10.53 | 0.00 |
| 11 | My child is encouraged to be healthy and to be physically active. | 19 | 52.63 | 36.84 | 0.00 | 0.00 | 10.53 | 0.00 |
| 12 | The setting supports my child's emotional wellbeing. | 19 | 47.37 | 42.11 | 0.00 | 0.00 | 10.53 | 0.00 |
| 13 | My child is making good progress at the setting. | 19 | 52.63 | 36.84 | 0.00 | 0.00 | 10.53 | 0.00 |
| 14 | I receive helpful, regular feedback about how my child is learning and developing e.g. informal feedback, reports and learning profiles. | 19 | 47.37 | 31.58 | 10.53 | 10.53 | 0.00 | 0.00 |
| 15 | The information I receive about how my child is learning and developing is shared with me when I request it. | 19 | 47.37 | 42.11 | 0.00 | 0.00 | 10.53 | 0.00 |
| 16 | I understand how the setting monitors my child's progress in learning. | 19 | 42.11 | 31.58 | 5.26 | 0.00 | 21.05 | 0.00 |
| 17 | The setting gives me ideas on how to support my child's learning at home. | 19 | 31.58 | 26.32 | 21.05 | 5.26 | 15.79 | 0.00 |
| 18 | The setting organises activities where my child and I can learn together. | 19 | 57.89 | 31.58 | 0.00 | 5.26 | 5.26 | 0.00 |
| 19 | The setting takes my views into account when making changes. | 19 | 57.89 | 26.32 | 10.53 | 0.00 | 5.26 | 0.00 |
| 20 | I feel comfortable approaching the setting with questions, suggestions and/or a problem. | 19 | 63.16 | 26.32 | 5.26 | 5.26 | 0.00 | 0.00 |

| Q No. | Question (cont.) | Response Count | Strongly agree % | Agree % | Disagree % | Strongly disagree % | Don't know % | Didn't answer % |
|-------|---|----------------|------------------|---------|------------|---------------------|--------------|-----------------|
| 21 | I feel encouraged to be involved in the work of parent groups. | 19 | 68.42 | 15.79 | 15.79 | 0.00 | 0.00 | 0.00 |
| 22 | I am kept informed about the work of parent groups. | 19 | 68.42 | 21.05 | 10.53 | 0.00 | 0.00 | 0.00 |
| 23 | The setting is well led and managed. | 19 | 57.89 | 26.32 | 0.00 | 0.00 | 10.53 | 5.26 |
| 24 | The setting encourages children to treat others kindly and with respect. | 19 | 63.16 | 26.32 | 0.00 | 0.00 | 10.53 | 0.00 |
| 25 | I would recommend the setting to other parents. | 19 | 68.42 | 15.79 | 5.26 | 0.00 | 10.53 | 0.00 |
| 26 | My child was well supported as they started at the setting or moved to a new room or group. | 19 | 63.16 | 31.58 | 0.00 | 0.00 | 5.26 | 0.00 |
| 27 | Overall, I am satisfied with the setting. | 19 | 57.89 | 36.84 | 0.00 | 0.00 | 5.26 | 0.00 |

03 Your experience by percentage chart (sharing)



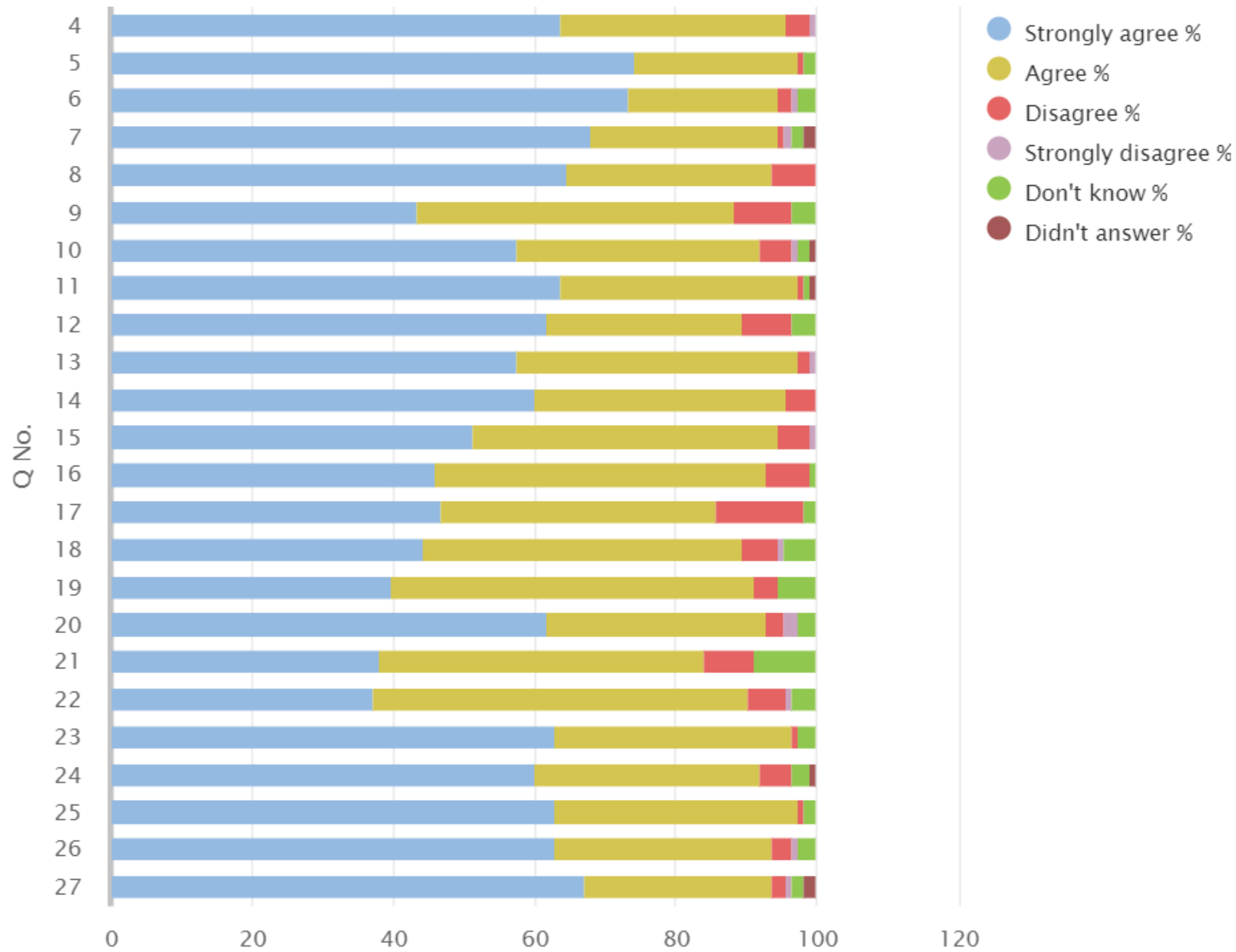
Questionnaire for parents/carers of children in primary stages (04)

04 Your experience by percentage (sharing)

| Q No. | Question | Response Count | Strongly agree % | Agree % | Disagree % | Strongly disagree % | Don't know % | Didn't answer % |
|-------|--|----------------|------------------|---------|------------|---------------------|--------------|-----------------|
| 4 | My child likes being at this school. | 113 | 63.72 | 31.86 | 3.54 | 0.88 | 0.00 | 0.00 |
| 5 | Staff treat my child fairly and with respect. | 113 | 74.34 | 23.01 | 0.88 | 0.00 | 1.77 | 0.00 |
| 6 | I feel that my child is safe at the school. | 113 | 73.45 | 21.24 | 1.77 | 0.88 | 2.65 | 0.00 |
| 7 | The school helps my child to feel confident. | 113 | 68.14 | 26.55 | 0.88 | 0.88 | 1.77 | 1.77 |
| 8 | I feel staff really know my child as an individual. | 113 | 64.6 | 29.2 | 6.19 | 0.00 | 0.00 | 0.00 |
| 9 | My child finds their learning activities hard enough. | 113 | 43.36 | 45.13 | 7.96 | 0.00 | 3.54 | 0.00 |
| 10 | My child receives the help he/she needs to do well. | 113 | 57.52 | 34.51 | 4.42 | 0.88 | 1.77 | 0.88 |
| 11 | My child is encouraged by the school to be healthy and take regular exercise. | 113 | 63.72 | 33.63 | 0.88 | 0.00 | 0.88 | 0.88 |
| 12 | The school supports my child's emotional wellbeing. | 113 | 61.95 | 27.43 | 7.08 | 0.00 | 3.54 | 0.00 |
| 13 | My child is making good progress at the school. | 113 | 57.52 | 39.82 | 1.77 | 0.88 | 0.00 | 0.00 |
| 14 | I receive helpful, regular feedback about how my child is learning and developing e.g. informal feedback, reports and learning profiles. | 113 | 60.18 | 35.4 | 4.42 | 0.00 | 0.00 | 0.00 |
| 15 | The information I receive about how my child is doing reaches me at the right time. | 113 | 51.33 | 43.36 | 4.42 | 0.88 | 0.00 | 0.00 |
| 16 | I understand how my child's progress is assessed. | 113 | 46.02 | 46.9 | 6.19 | 0.00 | 0.88 | 0.00 |
| 17 | The school gives me advice on how to support my child's learning at home. | 113 | 46.9 | 38.94 | 12.39 | 0.00 | 1.77 | 0.00 |
| 18 | The school organises activities where my child and I can learn together. | 113 | 44.25 | 45.13 | 5.31 | 0.88 | 4.42 | 0.00 |
| 19 | The school takes my views into account when making changes. | 113 | 39.82 | 51.33 | 3.54 | 0.00 | 5.31 | 0.00 |
| 20 | I feel comfortable approaching the school with questions, suggestions and/or a problem. | 113 | 61.95 | 30.97 | 2.65 | 1.77 | 2.65 | 0.00 |
| 21 | I feel encouraged to be involved in the work of the Parent Council and/or parent association. | 113 | 38.05 | 46.02 | 7.08 | 0.00 | 8.85 | 0.00 |
| 22 | I am kept informed about the work of the Parent Council and/or parent association. | 113 | 37.17 | 53.1 | 5.31 | 0.88 | 3.54 | 0.00 |

| Q No. | Question (cont.) | Response Count | Strongly agree % | Agree % | Disagree % | Strongly disagree % | Don't know % | Didn't answer % |
|-------|--|----------------|------------------|---------|------------|---------------------|--------------|-----------------|
| 23 | I am satisfied with the quality of teaching in the school. | 113 | 62.83 | 33.63 | 0.88 | 0.00 | 2.65 | 0.00 |
| 24 | The school is well led and managed. | 113 | 60.18 | 31.86 | 4.42 | 0.00 | 2.65 | 0.88 |
| 25 | The school encourages children to treat others with respect. | 113 | 62.83 | 34.51 | 0.88 | 0.00 | 1.77 | 0.00 |
| 26 | I would recommend the school to other parents. | 113 | 62.83 | 30.97 | 2.65 | 0.88 | 2.65 | 0.00 |
| 27 | Overall, I am satisfied with the school. | 113 | 67.26 | 26.55 | 1.77 | 0.88 | 1.77 | 1.77 |

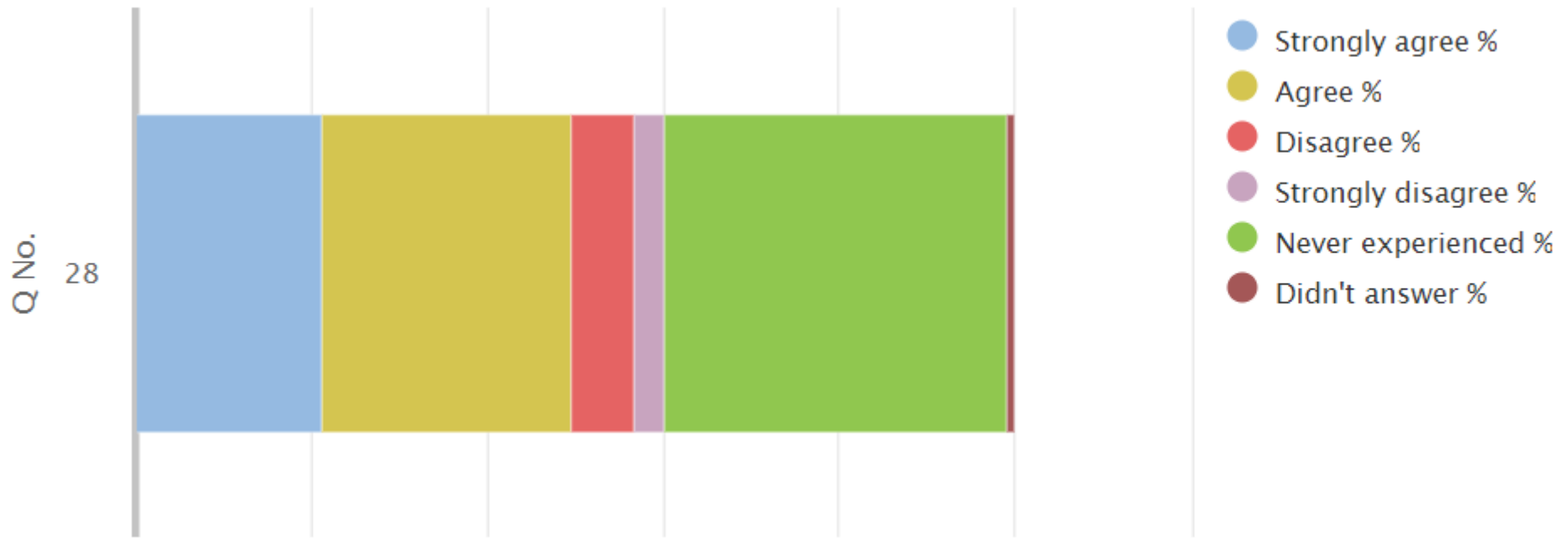
04 Your experience by percentage chart (sharing)



04 Your experience by percentage (sharing) bullying

| Q No. | Question | Response Count | Strongly agree % | Agree % | Disagree % | Strongly disagree % | Never experienced % | Didn't answer % |
|-------|--|----------------|------------------|---------|------------|---------------------|---------------------|-----------------|
| 28 | The school deals well with any bullying. | 113 | 21.24 | 28.32 | 7.08 | 3.54 | 38.94 | 0.88 |

04 Your experience by percentage chart (sharing) bullying



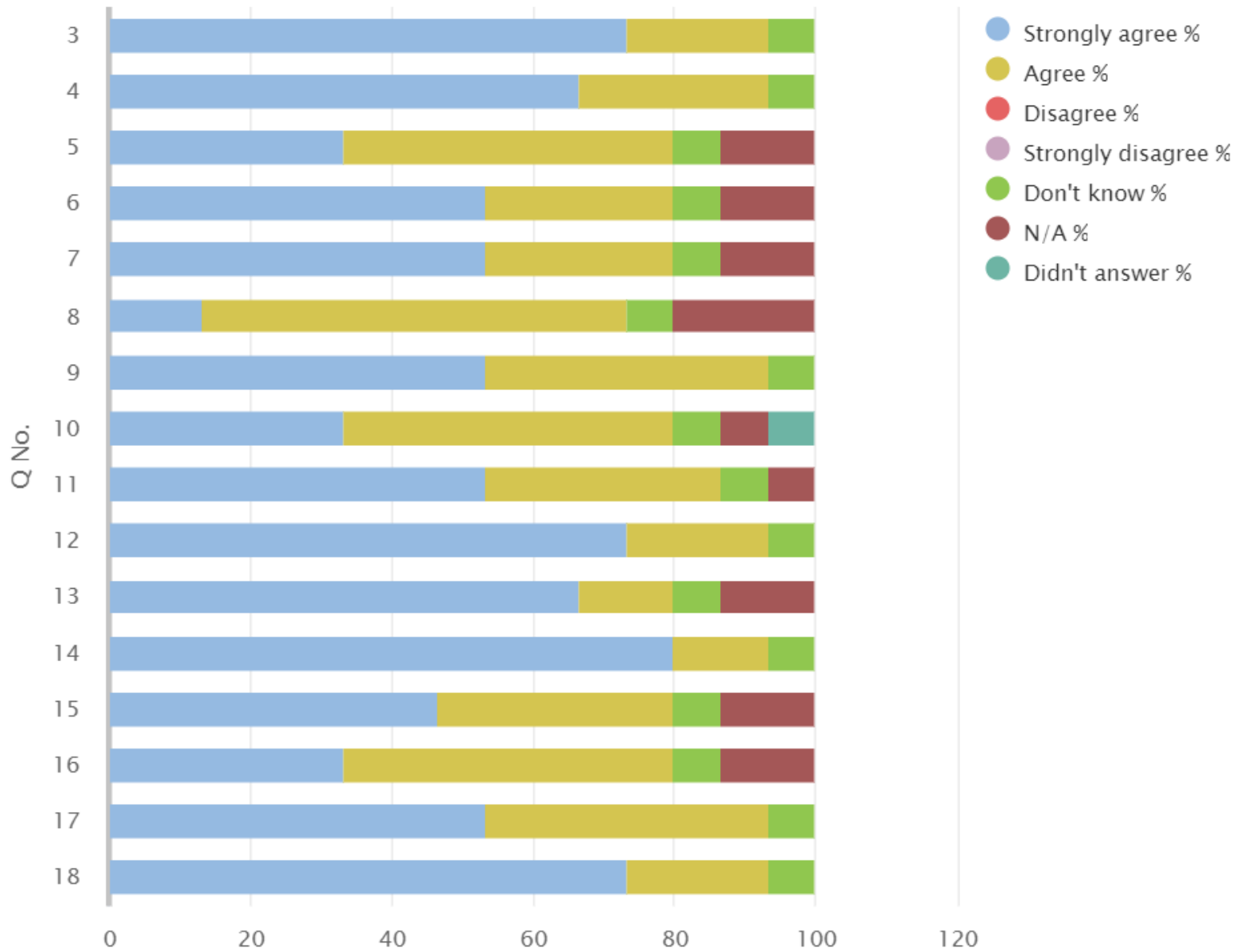
Questionnaire for partners with the school (06)

06 Your experience by percentage (sharing)

| Q No. | Question | Response Count | Strongly agree % | Agree % | Disagree % | Strongly disagree % | Don't know % | N/A % | Didn't answer % |
|-------|---|----------------|------------------|---------|------------|---------------------|--------------|-------|-----------------|
| 3 | My service/organisation works in partnership with the school on a regular basis. | 15 | 73.33 | 20 | 0.00 | 0.00 | 6.67 | 0.00 | 0.00 |
| 4 | We are aware of the school's procedures for reporting child protection and safeguarding concerns. | 15 | 66.67 | 26.67 | 0.00 | 0.00 | 6.67 | 0.00 | 0.00 |
| 5 | My service/organisation has a clear understanding of the school's strategies for raising attainment for all. | 15 | 33.33 | 46.67 | 0.00 | 0.00 | 6.67 | 13.33 | 0.00 |
| 6 | There are effective arrangements in place for jointly planning provision with the school. | 15 | 53.33 | 26.67 | 0.00 | 0.00 | 6.67 | 13.33 | 0.00 |
| 7 | There are effective arrangements for jointly delivering provision with the school. | 15 | 53.33 | 26.67 | 0.00 | 0.00 | 6.67 | 13.33 | 0.00 |
| 8 | My service/organisation is involved in the school's self-evaluation of our joint work. | 15 | 13.33 | 60 | 0.00 | 0.00 | 6.67 | 20 | 0.00 |
| 9 | Roles and responsibilities are clearly defined within the partnership. | 15 | 53.33 | 40 | 0.00 | 0.00 | 6.67 | 0.00 | 0.00 |
| 10 | Effective arrangements are in place to evaluate the impact of our partnership working. | 15 | 33.33 | 46.67 | 0.00 | 0.00 | 6.67 | 6.67 | 6.67 |
| 11 | My service/organisation is kept up to date with changes in the school which may affect the services we deliver. | 15 | 53.33 | 33.33 | 0.00 | 0.00 | 6.67 | 6.67 | 0.00 |
| 12 | The school provides my service/organisation with relevant information about the needs of children and young people. | 15 | 73.33 | 20 | 0.00 | 0.00 | 6.67 | 0.00 | 0.00 |
| 13 | Arrangements are in place to support my service/organisation to share relevant information about the progress of children and young people with the school. | 15 | 66.67 | 13.33 | 0.00 | 0.00 | 6.67 | 13.33 | 0.00 |
| 14 | The school values the contribution made by my service/organisation. | 15 | 80 | 13.33 | 0.00 | 0.00 | 6.67 | 0.00 | 0.00 |
| 15 | The school actively promotes my service/organisation to potential users, as appropriate. | 15 | 46.67 | 33.33 | 0.00 | 0.00 | 6.67 | 13.33 | 0.00 |

| Q No. | Question (cont.) | Response Count | Strongly agree % | Agree % | Disagree % | Strongly disagree % | Don't know % | N/A % | Didn't answer % |
|-------|---|----------------|------------------|---------|------------|---------------------|--------------|-------|-----------------|
| 16 | There are opportunities to network, share practice and participate in joint training and development with the school. | 15 | 33.33 | 46.67 | 0.00 | 0.00 | 6.67 | 13.33 | 0.00 |
| 17 | My service/organisation has a clear understanding of the social, cultural and economic context of the school. | 15 | 53.33 | 40 | 0.00 | 0.00 | 6.67 | 0.00 | 0.00 |
| 18 | Overall, partnership working with the school works well. | 15 | 73.33 | 20 | 0.00 | 0.00 | 6.67 | 0.00 | 0.00 |

06 Your experience by percentage chart (sharing)



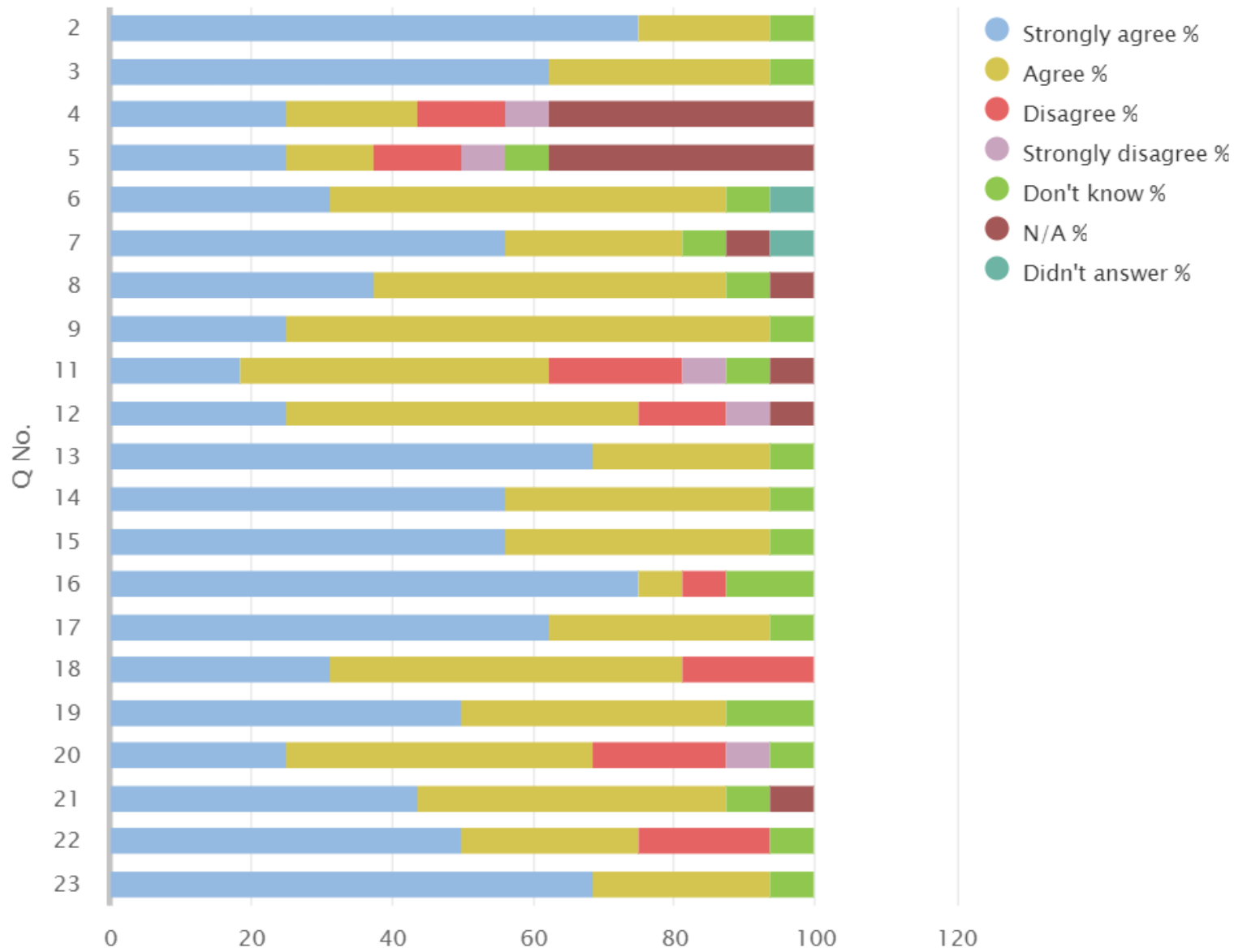
Questionnaire for school support staff (09)

09 Your experience by percentage (sharing)

| Q No. | Question | Response Count | Strongly agree % | Agree % | Disagree % | Strongly disagree % | Don't know % | N/A % | Didn't answer % |
|-------|--|----------------|------------------|---------|------------|---------------------|--------------|-------|-----------------|
| 2 | I find it rewarding to be a member of staff at this school. | 16 | 75 | 18.75 | 0.00 | 0.00 | 6.25 | 0.00 | 0.00 |
| 3 | I feel a valued part of the school's community. | 16 | 62.5 | 31.25 | 0.00 | 0.00 | 6.25 | 0.00 | 0.00 |
| 4 | I am encouraged to learn and share practice with colleagues from other schools. | 16 | 25 | 18.75 | 12.5 | 6.25 | 0.00 | 37.5 | 0.00 |
| 5 | I am given the opportunity to learn and share practice with colleagues from other schools. | 16 | 25 | 12.5 | 12.5 | 6.25 | 6.25 | 37.5 | 0.00 |
| 6 | I have a clear understanding of the social, cultural and economic context of the school. | 16 | 31.25 | 56.25 | 0.00 | 0.00 | 6.25 | 0.00 | 6.25 |
| 7 | I feel appropriately supported by the school to undertake my role. | 16 | 56.25 | 25 | 0.00 | 0.00 | 6.25 | 6.25 | 6.25 |
| 8 | I am supported to take part in development opportunities. | 16 | 37.5 | 50 | 0.00 | 0.00 | 6.25 | 6.25 | 0.00 |
| 9 | My professional learning enables me to reflect on and improve my practice. | 16 | 25 | 68.75 | 0.00 | 0.00 | 6.25 | 0.00 | 0.00 |
| 10 | I have regular opportunities to undertake leadership roles. | 16 | 18.75 | 43.75 | 18.75 | 6.25 | 6.25 | 6.25 | 0.00 |
| 11 | I have opportunities to be involved in agreeing priorities for the school. | 16 | 25 | 50 | 12.5 | 6.25 | 0.00 | 6.25 | 0.00 |
| 12 | I am actively involved in the school's ongoing self-evaluation. | 16 | 68.75 | 25 | 0.00 | 0.00 | 6.25 | 0.00 | 0.00 |
| 13 | I understand how to apply the school's procedures relating to child protection and safeguarding. | 16 | 56.25 | 37.5 | 0.00 | 0.00 | 6.25 | 0.00 | 0.00 |
| 14 | The school's vision and values underpins my work. | 16 | 56.25 | 37.5 | 0.00 | 0.00 | 6.25 | 0.00 | 0.00 |
| 15 | Staff treat all children and young people fairly and with respect. | 16 | 75 | 6.25 | 6.25 | 0.00 | 12.5 | 0.00 | 0.00 |
| 16 | Colleagues treat each other with respect. | 16 | 62.5 | 31.25 | 0.00 | 0.00 | 6.25 | 0.00 | 0.00 |
| 17 | Children and young people are encouraged and supported to treat others with respect. | 16 | 31.25 | 50 | 18.75 | 0.00 | 0.00 | 0.00 | 0.00 |
| 18 | Children and young people are well behaved. | 16 | 75 | 18.75 | 0.00 | 0.00 | 6.25 | 0.00 | 0.00 |

| Q No. | Question (cont.) | Response Count | Strongly agree % | Agree % | Disagree % | Strongly disagree % | Don't know % | N/A % | Didn't answer % |
|-------|---|----------------|------------------|---------|------------|---------------------|--------------|-------|-----------------|
| 19 | The school deals effectively with any bullying. | 16 | 50 | 37.5 | 0.00 | 0.00 | 12.5 | 0.00 | 0.00 |
| 20 | I am provided with feedback when I report an incident. | 16 | 25 | 43.75 | 18.75 | 6.25 | 6.25 | 0.00 | 0.00 |
| 21 | Collaborative working across the school is effective in taking forward improvement. | 16 | 43.75 | 43.75 | 0.00 | 0.00 | 6.25 | 6.25 | 0.00 |
| 22 | Staff at all levels within the school communicate effectively with each other. | 16 | 50 | 25 | 18.75 | 0.00 | 6.25 | 0.00 | 0.00 |
| 23 | The school is well led and managed. | 16 | 68.75 | 25 | 0.00 | 0.00 | 6.25 | 0.00 | 0.00 |

09 Your experience by percentage chart (sharing)



Questionnaire for school teachers (10)

10 Your experience by percentage (sharing)

| Q No. | Question | Response Count | Strongly agree % | Agree % | Disagree % | Strongly disagree % | Don't know % | N/A % | Didn't answer % |
|-------|---|----------------|------------------|---------|------------|---------------------|--------------|-------|-----------------|
| 2 | I find it rewarding to be a member of staff at this school. | 17 | 88.24 | 5.88 | 0.00 | 0.00 | 5.88 | 0.00 | 0.00 |
| 3 | I feel a valued part of the school's community. | 17 | 76.47 | 11.76 | 0.00 | 0.00 | 11.76 | 0.00 | 0.00 |
| 4 | I am encouraged to learn and share practice with colleagues from other schools. | 17 | 35.29 | 52.94 | 5.88 | 0.00 | 5.88 | 0.00 | 0.00 |
| 5 | I am given the opportunity to learn and share practice with colleagues from other schools. | 17 | 35.29 | 52.94 | 5.88 | 0.00 | 5.88 | 0.00 | 0.00 |
| 6 | I have a clear understanding of the social, cultural and economic context of the school. | 17 | 64.71 | 23.53 | 0.00 | 0.00 | 5.88 | 0.00 | 5.88 |
| 7 | I feel appropriately supported by the school to undertake my role. | 17 | 70.59 | 23.53 | 0.00 | 0.00 | 5.88 | 0.00 | 0.00 |
| 8 | I am supported to engage in professional learning. | 17 | 76.47 | 11.76 | 0.00 | 0.00 | 5.88 | 0.00 | 5.88 |
| 9 | My professional learning enables me to reflect on and improve my practice. | 17 | 70.59 | 17.65 | 0.00 | 0.00 | 5.88 | 0.00 | 5.88 |
| 10 | I have regular opportunities to undertake leadership roles. | 17 | 47.06 | 23.53 | 0.00 | 0.00 | 5.88 | 23.53 | 0.00 |
| 11 | I have opportunities to be involved in agreeing priorities for the school. | 17 | 52.94 | 41.18 | 0.00 | 0.00 | 5.88 | 0.00 | 0.00 |
| 12 | I am actively involved in the school's ongoing self-evaluation. | 17 | 70.59 | 23.53 | 0.00 | 0.00 | 5.88 | 0.00 | 0.00 |
| 13 | GTCS standards are used to support professional dialogue. | 17 | 70.59 | 23.53 | 0.00 | 0.00 | 5.88 | 0.00 | 0.00 |
| 14 | I use information, including data, effectively to identify and reduce inequalities in children's and young people's outcomes. | 17 | 64.71 | 29.41 | 0.00 | 0.00 | 5.88 | 0.00 | 0.00 |
| 15 | I understand how to apply the school's procedures relating to child protection and safeguarding. | 17 | 88.24 | 5.88 | 0.00 | 0.00 | 5.88 | 0.00 | 0.00 |
| 16 | The school's vision and values underpins my work. | 17 | 82.35 | 11.76 | 0.00 | 0.00 | 5.88 | 0.00 | 0.00 |
| 17 | Staff treat all children and young people fairly and with respect. | 17 | 82.35 | 11.76 | 0.00 | 0.00 | 5.88 | 0.00 | 0.00 |

| Q No. | Question (cont.) | Response Count | Strongly agree % | Agree % | Disagree % | Strongly disagree % | Don't know % | N/A % | Didn't answer % |
|-------|---|----------------|------------------|---------|------------|---------------------|--------------|-------|-----------------|
| 18 | Colleagues treat each other with respect. | 17 | 76.47 | 17.65 | 0.00 | 0.00 | 5.88 | 0.00 | 0.00 |
| 19 | Children and young people are encouraged and supported to treat others with respect. | 17 | 88.24 | 5.88 | 0.00 | 0.00 | 5.88 | 0.00 | 0.00 |
| 20 | Children and young people are well behaved. | 17 | 29.41 | 58.82 | 5.88 | 0.00 | 5.88 | 0.00 | 0.00 |
| 21 | The school deals effectively with any bullying. | 17 | 58.82 | 35.29 | 0.00 | 0.00 | 5.88 | 0.00 | 0.00 |
| 22 | I am provided with feedback when I report an incident. | 17 | 52.94 | 29.41 | 0.00 | 0.00 | 11.76 | 0.00 | 5.88 |
| 23 | Staff at all levels within the school communicate effectively with each other. | 17 | 64.71 | 23.53 | 0.00 | 0.00 | 11.76 | 0.00 | 0.00 |
| 24 | The school's arrangements for engaging parents in their child's learning are effective. | 17 | 70.59 | 23.53 | 0.00 | 0.00 | 5.88 | 0.00 | 0.00 |
| 25 | The school is well led and managed. | 17 | 82.35 | 11.76 | 0.00 | 0.00 | 5.88 | 0.00 | 0.00 |
| 26 | Collaborative working across the school is effective in taking forward improvement. | 17 | 70.59 | 23.53 | 0.00 | 0.00 | 5.88 | 0.00 | 0.00 |
| 27 | Children and young people are engaged in their learning. | 17 | 52.94 | 41.18 | 0.00 | 0.00 | 5.88 | 0.00 | 0.00 |
| 28 | I give children and young people regular feedback which helps them to progress. | 17 | 52.94 | 35.29 | 0.00 | 0.00 | 5.88 | 5.88 | 0.00 |
| 29 | Children and young people are provided with experiences which meet their learning needs. | 17 | 52.94 | 41.18 | 0.00 | 0.00 | 5.88 | 0.00 | 0.00 |
| 30 | Children and young people are involved in talking about and planning their learning. | 17 | 52.94 | 41.18 | 0.00 | 0.00 | 5.88 | 0.00 | 0.00 |
| 31 | Children and young people are involved in setting their learning targets. | 17 | 64.71 | 29.41 | 0.00 | 0.00 | 5.88 | 0.00 | 0.00 |
| 32 | Children and young people have the opportunity to lead their learning. | 17 | 47.06 | 47.06 | 0.00 | 0.00 | 5.88 | 0.00 | 0.00 |
| 33 | I receive appropriate support for planning, preparation and assessment. | 17 | 47.06 | 41.18 | 0.00 | 0.00 | 5.88 | 5.88 | 0.00 |
| 34 | The school has effective strategies to support children and young people with their learning, including those requiring additional support. | 17 | 47.06 | 41.18 | 0.00 | 0.00 | 11.76 | 0.00 | 0.00 |
| 35 | Staff have a shared understanding of their 'responsibility of all' in literacy and numeracy and health and wellbeing. | 17 | 64.71 | 29.41 | 0.00 | 0.00 | 5.88 | 0.00 | 0.00 |

| Q No. | Question (cont.) | Response Count | Strongly agree % | Agree % | Disagree % | Strongly disagree % | Don't know % | N/A % | Didn't answer % |
|-------|--|----------------|------------------|---------|------------|---------------------|--------------|-------|-----------------|
| 36 | Moderation activities are helping me to make sound professional judgements. | 17 | 41.18 | 47.06 | 0.00 | 0.00 | 5.88 | 5.88 | 0.00 |
| 37 | I have regular opportunities to help shape the curriculum through discussions with colleagues, parents and partners. | 17 | 52.94 | 41.18 | 0.00 | 0.00 | 5.88 | 0.00 | 0.00 |
| 38 | I am aware of and involved in the school's strategies for raising attainment for all. | 17 | 58.82 | 35.29 | 0.00 | 0.00 | 5.88 | 0.00 | 0.00 |

10 Your experience by percentage chart (sharing)

