

Shawlands Academy

Pre-inspection questionnaire summary report

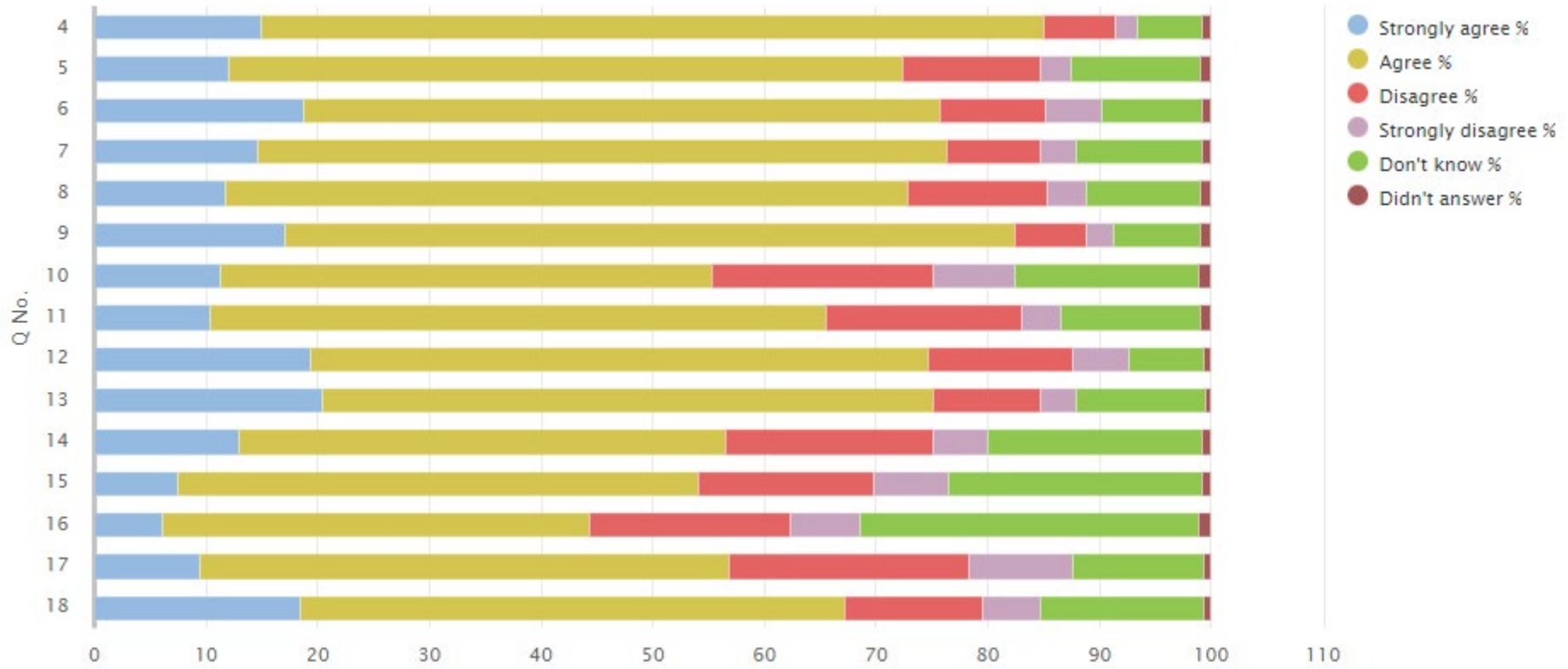
Inspection week: 16 January 2023

Questionnaire for young people in secondary stages (02)

02 Your experience by percentage (sharing)

Q No.	Question	Response Count	Strongly agree %	Agree %	Disagree %	Strongly disagree %	Don't know %	Didn't answer %
4	I feel safe when I am at school.	1062	14.88	70.06	6.5	1.98	5.74	0.85
5	My school helps me to feel safe.	1062	11.96	60.36	12.34	2.82	11.58	0.94
6	I have someone in my school I can speak to if I am upset or worried about something.	1062	18.74	56.97	9.51	4.9	9.04	0.85
7	Staff treat me fairly and with respect.	1062	14.69	61.58	8.38	3.3	11.3	0.75
8	Other young people treat me fairly and with respect.	1062	11.77	61.02	12.52	3.58	10.17	0.94
9	My school helps me to understand and respect other people.	1062	17.04	65.44	6.4	2.45	7.63	1.04
10	My school is helping me to become confident.	1062	11.3	43.97	19.77	7.34	16.57	1.04
11	My school teaches me how to lead a healthy lifestyle.	1062	10.36	55.18	17.51	3.48	12.52	0.94
12	There are lots of chances at my school for me to get regular exercise.	1062	19.4	55.27	12.9	4.99	6.78	0.66
13	My school offers me the opportunity to take part in activities in school beyond the classroom and timetabled day.	1062	20.34	54.71	9.7	3.11	11.58	0.56
14	I have the opportunity to discuss my achievements outwith school with an adult in school who knows me well.	1062	12.9	43.69	18.46	4.9	19.21	0.85
15	My school listens to my views.	1062	7.53	46.52	15.73	6.69	22.69	0.85
16	My school takes my views into account.	1062	6.03	38.23	18.08	6.21	30.32	1.13
17	My homework helps me to understand and improve my work in school.	1062	9.51	47.27	21.56	9.23	11.77	0.66
18	I was given good advice to make choices about taking the subjects that are right for me.	1062	18.46	48.78	12.34	5.08	14.6	0.75

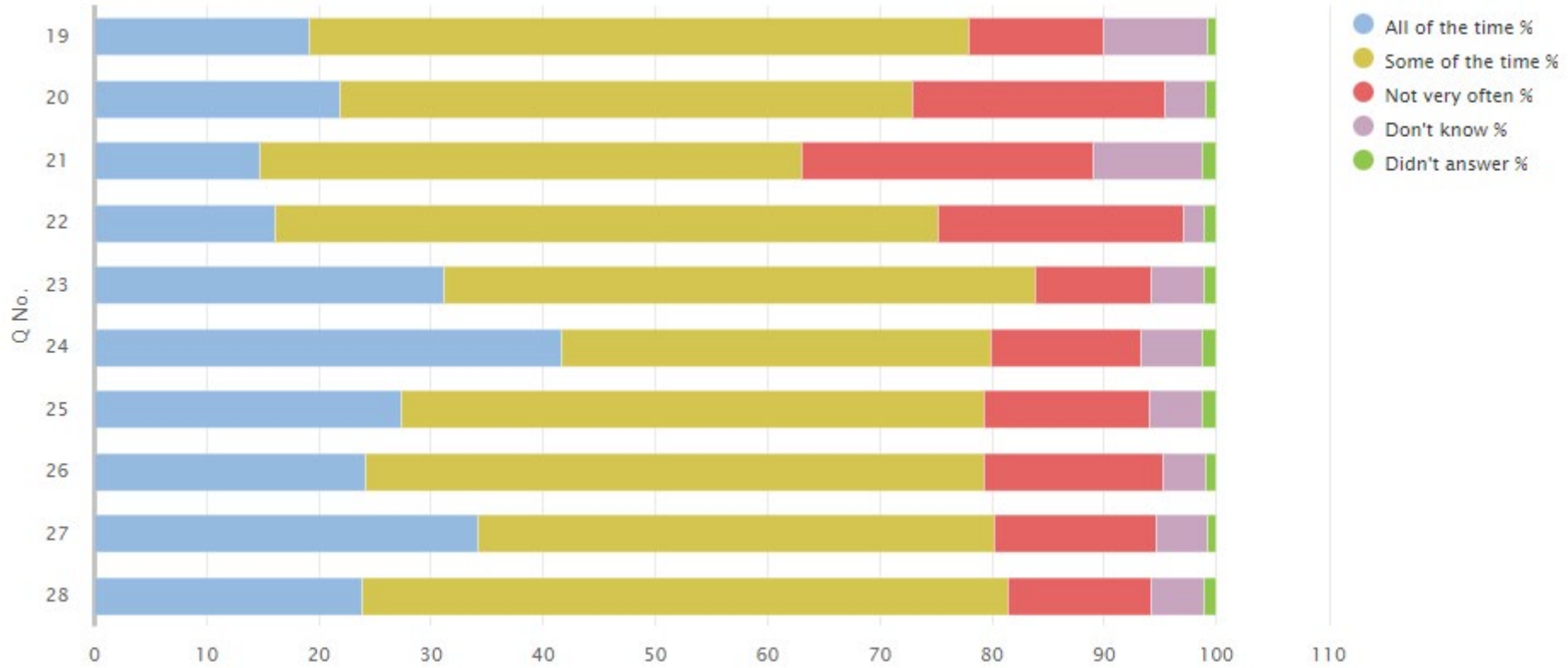
02 Your experience by percentage chart (sharing)



02 Your experience by percentage 2 (sharing)

Q No.	Question	Response Count	All of the time %	Some of the time %	Not very often %	Don't know %	Didn't answer %
19	Staff help young people to be responsible for their own behaviour.	1062	19.11	58.76	12.15	9.13	0.85
20	I feel comfortable approaching staff with questions or suggestions.	1062	21.85	51.13	22.5	3.58	0.94
21	I am given the opportunity to influence what and how I learn.	1062	14.69	48.31	26.08	9.7	1.22
22	I enjoy learning at school.	1062	16.1	59.04	21.94	1.79	1.13
23	I feel that my work in school is hard enough.	1062	31.17	52.73	10.26	4.8	1.04
24	I know who to ask to get help if I find my work too hard.	1062	41.62	38.23	13.47	5.46	1.22
25	Staff help me to understand how I am progressing in my school work.	1062	27.31	52.07	14.6	4.8	1.22
26	The feedback I receive on my work helps me to improve my learning.	1062	24.2	55.08	16.01	3.77	0.94
27	I am encouraged by staff to do the best I can.	1062	34.18	46.05	14.5	4.52	0.75
28	I am happy with the quality of teaching in my school.	1062	23.92	57.53	12.81	4.71	1.04

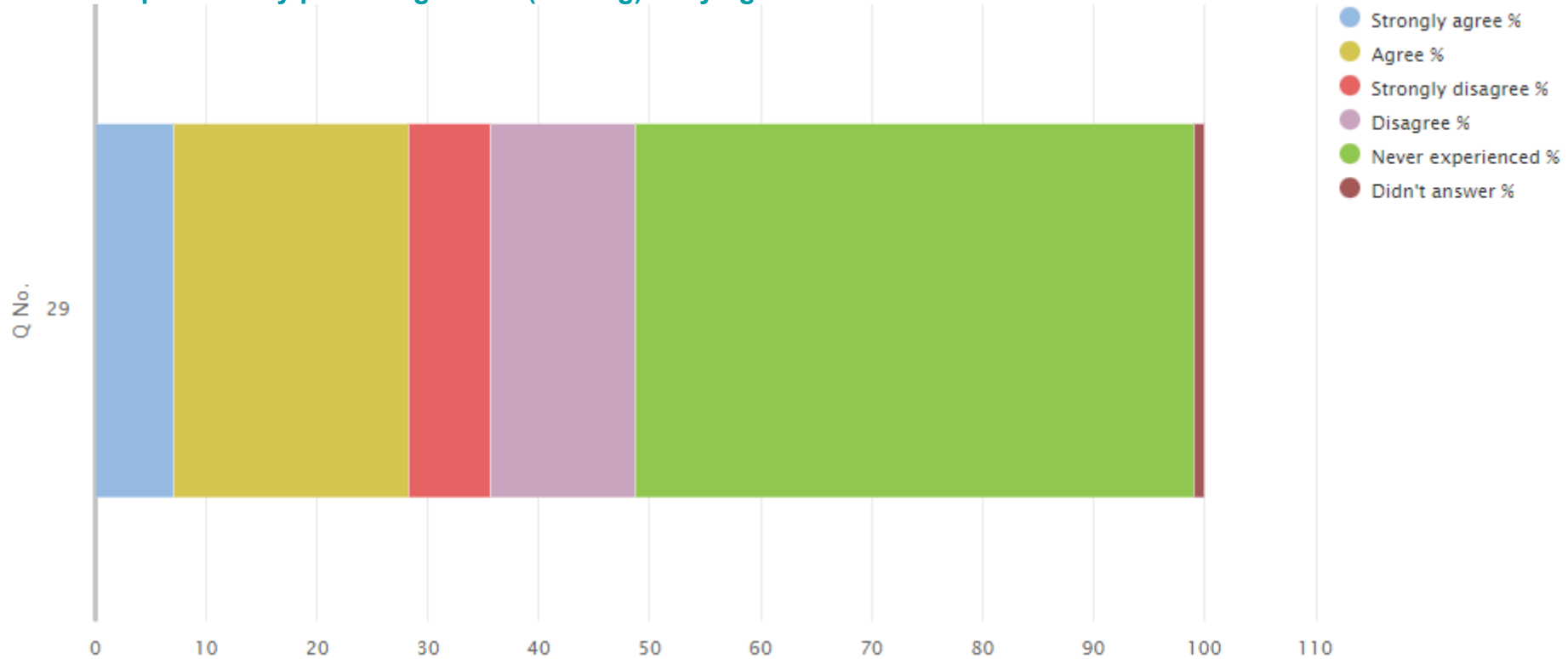
02 Your experience by percentage 2 chart (sharing)



02 Your experience by percentage (sharing) bullying

Q No.	Question	Response Count	Strongly agree %	Agree %	Disagree %	Strongly disagree %	Never experienced %	Didn't answer %
29	My school deals well with any bullying.	1062	7.06	21.19	13.09	7.34	50.38	0.94

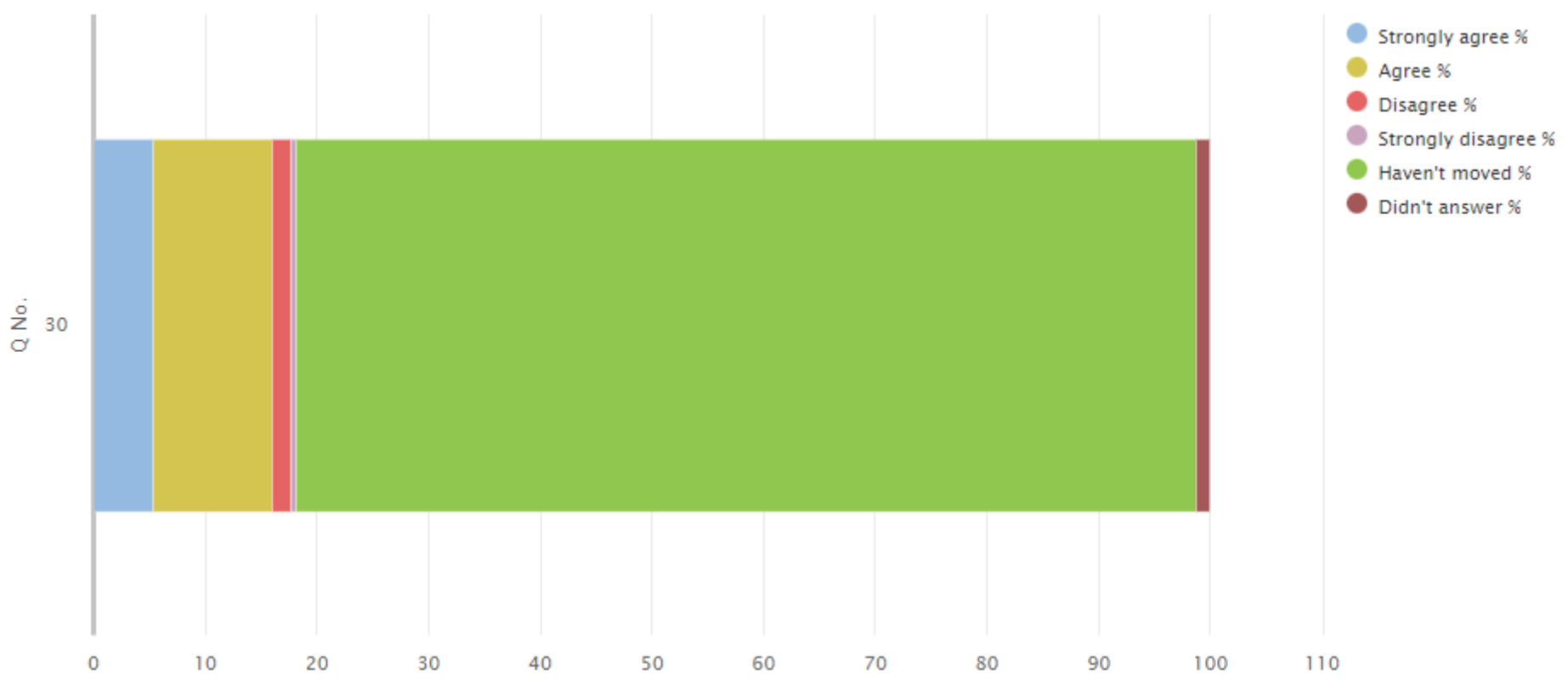
02 Your experience by percentage chart (sharing) bullying



02 Your experience by percentage (sharing) moved

Q No.	Question	Response Count	Strongly agree %	Agree %	Disagree %	Strongly disagree %	Haven't moved %	Didn't answer %
30	I was well supported if I moved to a new school within the last year.	1062	5.27	10.73	1.6	0.56	80.51	1.32

02 Your experience by percentage chart (sharing) moved



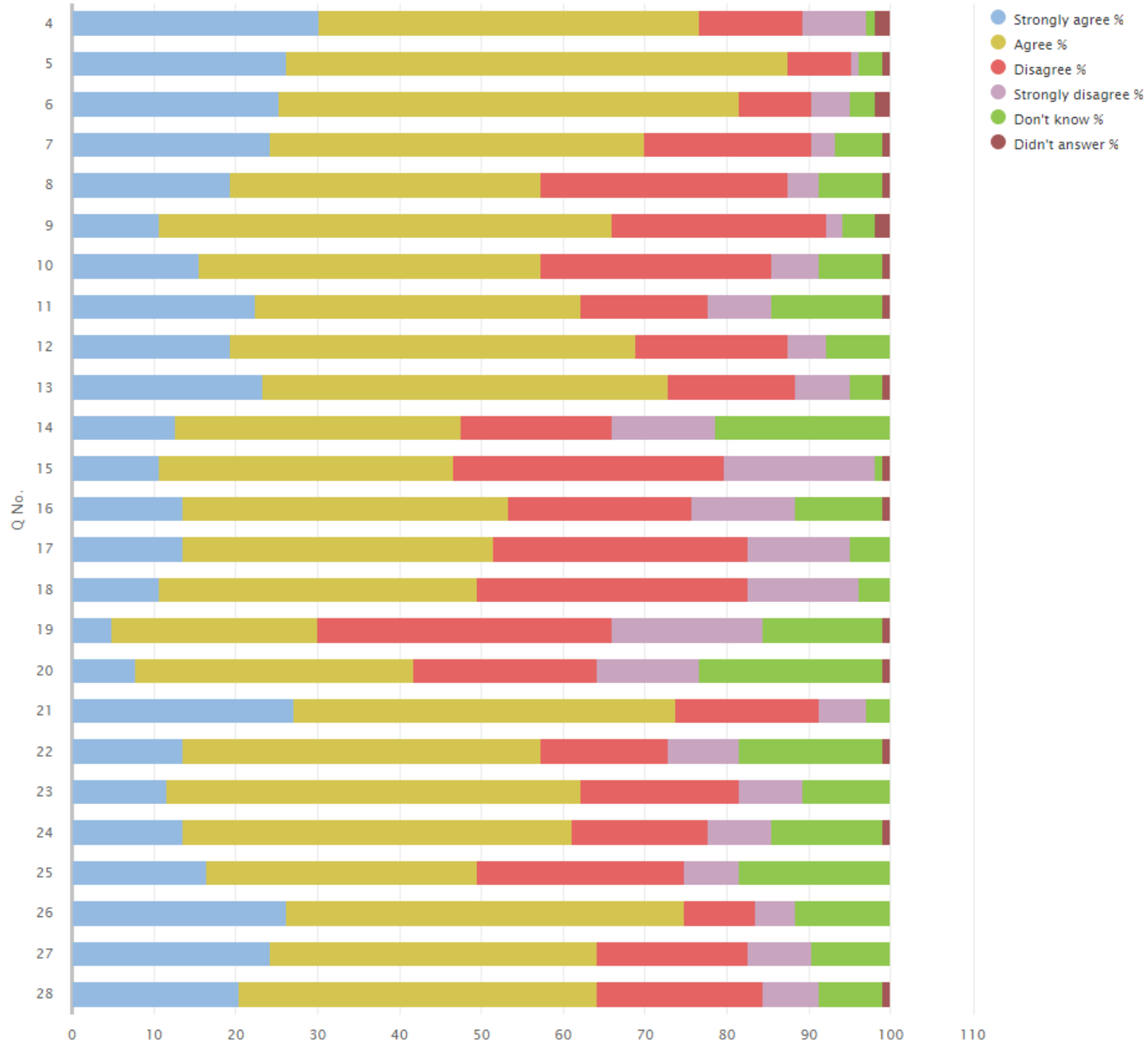
Questionnaire for parents/carers of children in secondary stages (05)

05 Your experience by percentage (sharing)

Q No.	Question	Response Count	Strongly agree %	Agree %	Disagree %	Strongly disagree %	Don't know %	Didn't answer %
4	My child likes being at this school.	103	30.1	46.6	12.62	7.77	0.97	1.94
5	Staff treat my child fairly and with respect.	103	26.21	61.17	7.77	0.97	2.91	0.97
6	I feel that my child is safe at the school.	103	25.24	56.31	8.74	4.85	2.91	1.94
7	The school helps my child to feel confident.	103	24.27	45.63	20.39	2.91	5.83	0.97
8	I feel staff really know my child as an individual.	103	19.42	37.86	30.1	3.88	7.77	0.97
9	My child finds their learning activities hard enough.	103	10.68	55.34	26.21	1.94	3.88	1.94
10	My child receives the help he/she needs to do well.	103	15.53	41.75	28.16	5.83	7.77	0.97
11	My child is encouraged by the school to be healthy and take regular exercise.	103	22.33	39.81	15.53	7.77	13.59	0.97
12	The school supports my child's emotional wellbeing.	103	19.42	49.51	18.45	4.85	7.77	0.00
13	My child is making good progress at the school.	103	23.3	49.51	15.53	6.8	3.88	0.97
14	My child was well supported to make choices about taking the subjects that are right for them.	103	12.62	34.95	18.45	12.62	21.36	0.00
15	I receive helpful, regular feedback about how my child is learning and developing e.g. informal feedback, reports and learning profiles.	103	10.68	35.92	33.01	18.45	0.97	0.97
16	The information I receive about how my child is doing reaches me at the right time.	103	13.59	39.81	22.33	12.62	10.68	0.97
17	I understand how my child's progress is assessed.	103	13.59	37.86	31.07	12.62	4.85	0.00
18	The school gives me advice on how to support my child's learning at home.	103	10.68	38.83	33.01	13.59	3.88	0.00
19	The school organises activities where my child and I can learn together.	103	4.85	25.24	35.92	18.45	14.56	0.97
20	The school takes my views into account when making changes.	103	7.77	33.98	22.33	12.62	22.33	0.97
21	I feel comfortable approaching the school with questions, suggestions and/or a problem.	103	27.18	46.6	17.48	5.83	2.91	0.00

Q No.	Question (cont.)	Response Count	Strongly agree %	Agree %	Disagree %	Strongly disagree %	Don't know %	Didn't answer %
22	I feel encouraged to be involved in the work of the Parent Council and/or parent association.	103	13.59	43.69	15.53	8.74	17.48	0.97
23	I am kept informed about the work of the Parent Council and/or parent association.	103	11.65	50.49	19.42	7.77	10.68	0.00
24	I am satisfied with the quality of teaching in the school.	103	13.59	47.57	16.5	7.77	13.59	0.97
25	The school is well led and managed.	103	16.5	33.01	25.24	6.8	18.45	0.00
26	The school encourages young people to treat others with respect.	103	26.21	48.54	8.74	4.85	11.65	0.00
27	I would recommend the school to other parents.	103	24.27	39.81	18.45	7.77	9.71	0.00
28	Overall, I am satisfied with the school.	103	20.39	43.69	20.39	6.8	7.77	0.97

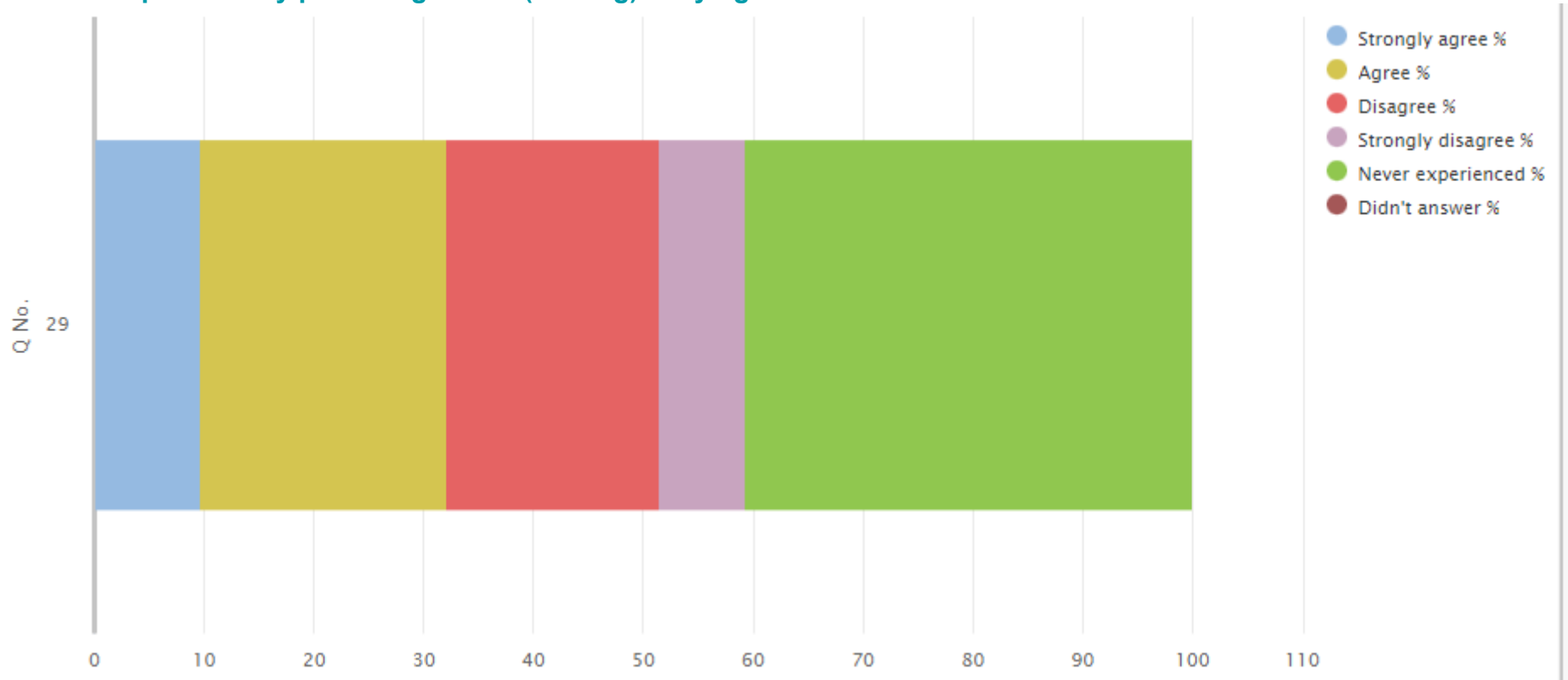
05 Your experience by percentage chart (sharing)



05 Your experience by percentage (sharing) bullying

Q No.	Question	Response Count	Strongly agree %	Agree %	Disagree %	Strongly disagree %	Never experienced %	Didn't answer %
29	My child's school deals well with any bullying.	103	9.71	22.33	19.42	7.77	40.78	0.00

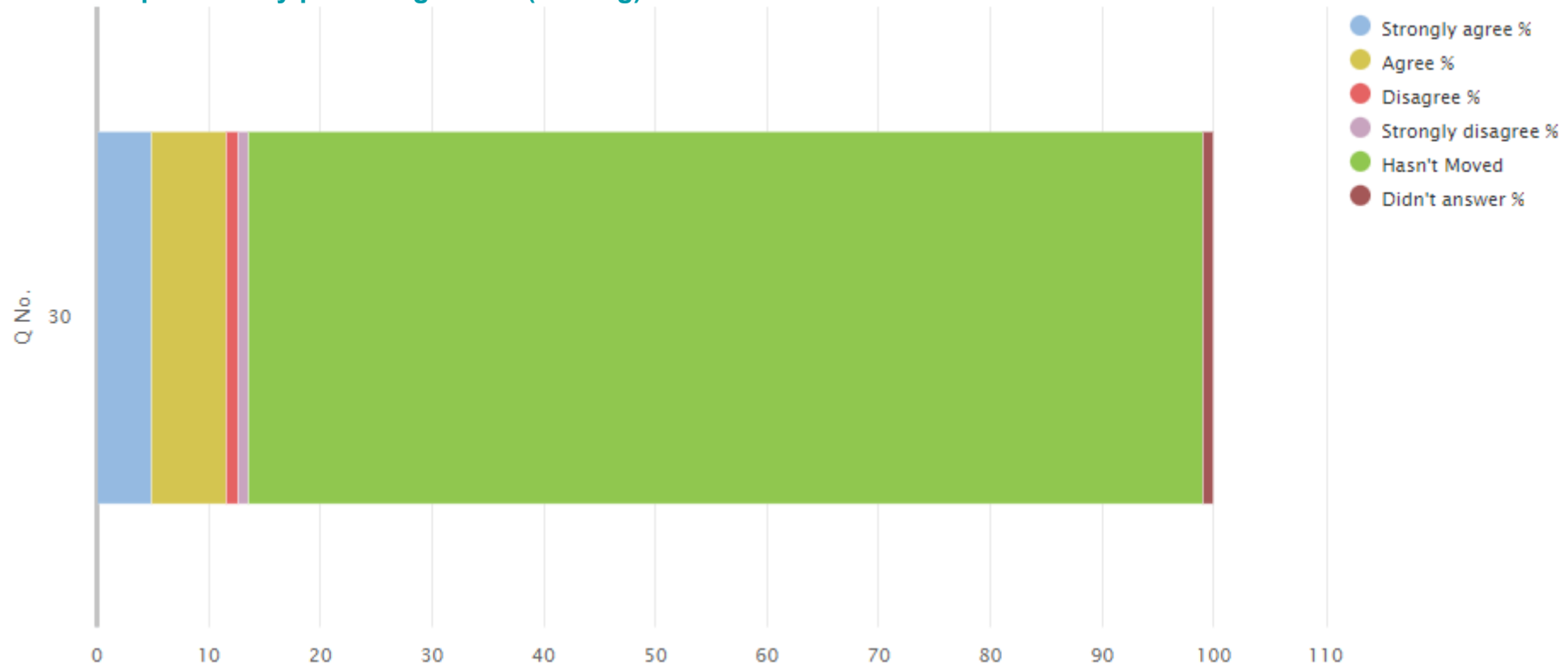
05 Your experience by percentage chart (sharing) bullying



05 Your experience by percentage (sharing) moved

Q No.	Question	Response Count	Strongly agree %	Agree %	Disagree %	Strongly disagree %	Hasn't Moved	Didn't answer %
30	My child was well supported if they moved to a new school within the last year.	103	4.85	6.8	0.97	0.97	85.44	0.97

05 Your experience by percentage chart (sharing) moved



Questionnaire for school teachers (10)

10 Your experience by percentage (sharing)

Q No.	Question	Response Count	Strongly agree %	Agree %	Disagree %	Strongly disagree %	Don't know %	N/A %	Didn't answer %
2	I find it rewarding to be a member of staff at this school.	78	39.74	47.44	6.41	0.00	6.41	0.00	0.00
3	I feel a valued part of the school's community.	78	33.33	51.28	7.69	0.00	7.69	0.00	0.00
4	I am encouraged to learn and share practice with colleagues from other schools.	78	24.36	58.97	11.54	0.00	3.85	1.28	0.00
5	I am given the opportunity to learn and share practice with colleagues from other schools.	78	19.23	53.85	19.23	1.28	5.13	0.00	1.28
6	I have a clear understanding of the social, cultural and economic context of the school.	78	64.1	33.33	0.00	0.00	2.56	0.00	0.00
7	I feel appropriately supported by the school to undertake my role.	78	39.74	50	5.13	1.28	3.85	0.00	0.00
8	I am supported to engage in professional learning.	78	42.31	52.56	3.85	0.00	0.00	0.00	1.28
9	My professional learning enables me to reflect on and improve my practice.	78	44.87	48.72	3.85	0.00	0.00	0.00	2.56
10	I have regular opportunities to undertake leadership roles.	78	23.08	48.72	10.26	2.56	6.41	8.97	0.00
11	I have opportunities to be involved in agreeing priorities for the school.	78	20.51	56.41	11.54	0.00	10.26	1.28	0.00
12	I am actively involved in the school's ongoing self-evaluation.	78	28.21	61.54	3.85	0.00	5.13	0.00	1.28
13	GTCS standards are used to support professional dialogue.	78	46.15	51.28	1.28	0.00	1.28	0.00	0.00
14	I use information, including data, effectively to identify and reduce inequalities in children's and young people's outcomes.	78	44.87	48.72	3.85	0.00	2.56	0.00	0.00
15	I understand how to apply the school's procedures relating to child protection and safeguarding.	78	71.79	26.92	0.00	0.00	1.28	0.00	0.00
16	The school's vision and values underpins my work.	78	48.72	47.44	0.00	0.00	3.85	0.00	0.00
17	Staff treat all children and young people fairly and with respect.	78	56.41	39.74	1.28	0.00	2.56	0.00	0.00

Q No.	Question (cont.)	Response Count	Strongly agree %	Agree %	Disagree %	Strongly disagree %	Don't know %	N/A %	Didn't answer %
18	Colleagues treat each other with respect.	78	30.77	57.69	7.69	0.00	3.85	0.00	0.00
19	Children and young people are encouraged and supported to treat others with respect.	78	50	44.87	3.85	0.00	1.28	0.00	0.00
20	Children and young people are well behaved.	78	19.23	64.1	12.82	0.00	3.85	0.00	0.00
21	The school deals effectively with any bullying.	78	21.79	41.03	7.69	0.00	28.21	1.28	0.00
22	I am provided with feedback when I report an incident.	78	11.54	38.46	25.64	8.97	5.13	10.26	0.00
23	Staff at all levels within the school communicate effectively with each other.	78	8.97	34.62	35.9	14.1	5.13	1.28	0.00
24	The school's arrangements for engaging parents in their child's learning are effective.	78	15.38	56.41	12.82	0.00	15.38	0.00	0.00
25	The school is well led and managed.	78	29.49	46.15	12.82	2.56	7.69	1.28	0.00
26	Collaborative working across the school is effective in taking forward improvement.	78	16.67	55.13	10.26	0.00	16.67	1.28	0.00
27	Children and young people are engaged in their learning.	78	21.79	76.92	0.00	0.00	1.28	0.00	0.00
28	I give children and young people regular feedback which helps them to progress.	78	57.69	39.74	0.00	0.00	1.28	1.28	0.00
29	Children and young people are provided with experiences which meet their learning needs.	78	28.21	66.67	3.85	0.00	0.00	0.00	1.28
30	Children and young people are involved in talking about and planning their learning.	78	17.95	66.67	7.69	0.00	7.69	0.00	0.00
31	Children and young people are involved in setting their learning targets.	78	30.77	64.1	2.56	0.00	2.56	0.00	0.00
32	Children and young people have the opportunity to lead their learning.	78	11.54	67.95	6.41	0.00	14.1	0.00	0.00
33	I receive appropriate support for planning, preparation and assessment.	78	25.64	62.82	6.41	0.00	1.28	1.28	2.56
34	The school has effective strategies to support children and young people with their learning, including those requiring additional support.	78	26.92	51.28	14.1	2.56	5.13	0.00	0.00
35	Staff have a shared understanding of their 'responsibility of all' in literacy and numeracy and health and wellbeing.	78	26.92	60.26	8.97	0.00	3.85	0.00	0.00

Q No.	Question (cont.)	Response Count	Strongly agree %	Agree %	Disagree %	Strongly disagree %	Don't know %	N/A %	Didn't answer %
36	Moderation activities are helping me to make sound professional judgements.	78	37.18	53.85	7.69	0.00	0.00	1.28	0.00
37	I have regular opportunities to help shape the curriculum through discussions with colleagues, parents and partners.	78	25.64	55.13	7.69	0.00	8.97	2.56	0.00
38	I am aware of and involved in the school's strategies for raising attainment for all.	78	44.87	52.56	0.00	0.00	2.56	0.00	0.00

10 Your experience by percentage chart (sharing)

