

# Kirklandneuk Primary School

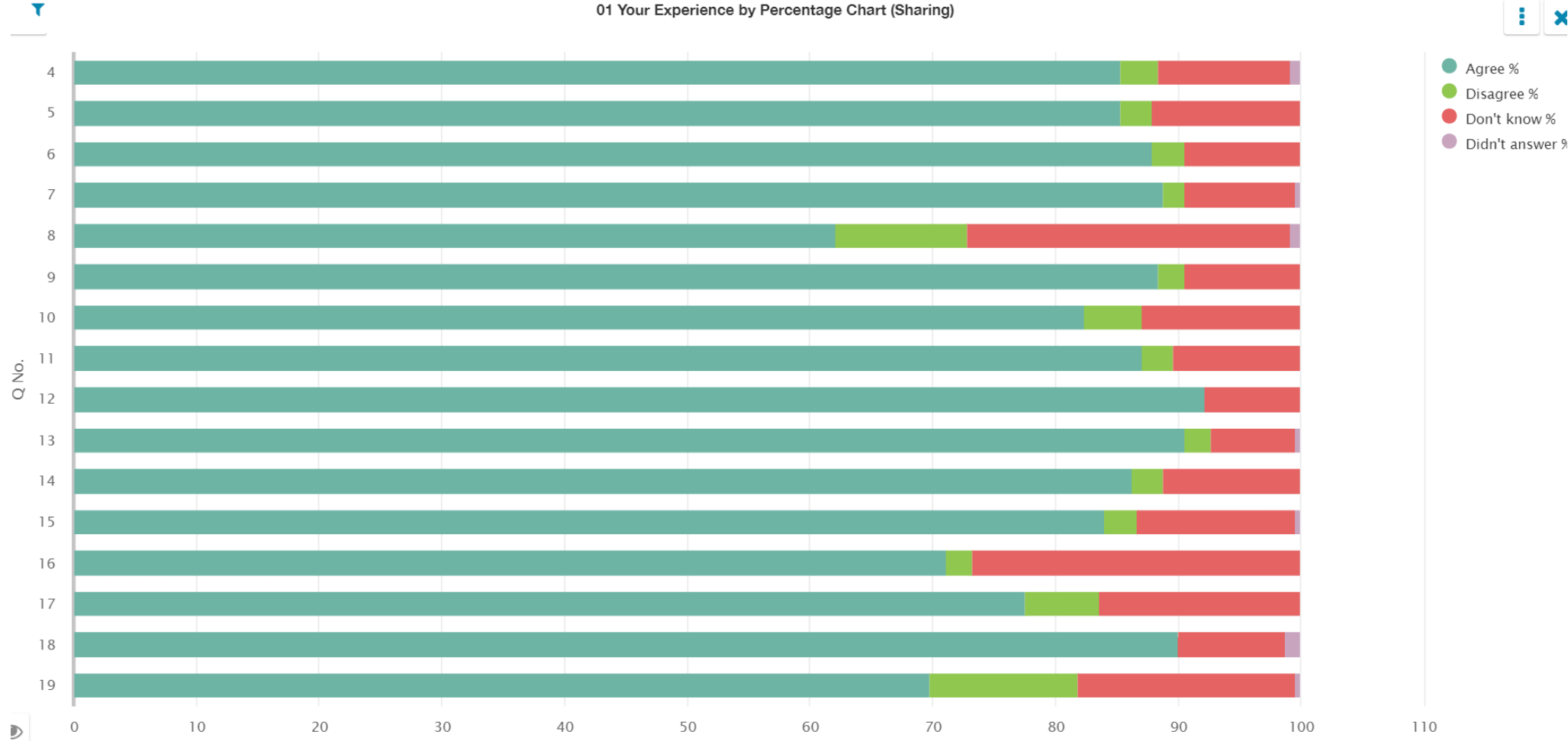
## Pre-inspection questionnaire summary report Inspection week: 28 October 2024

## Questionnaire for children in primary stages (01)

### 01 Your experience by percentage (sharing)

Q No.	Question	Response Count	Agree %	Disagree %	Don't know %	Didn't answer %
4	I feel safe when I am at school.	232	85.34	3.02	10.78	0.86
5	My school helps me to feel safe.	232	85.34	2.59	12.07	0.00
6	I have someone in my school I can speak to if I am upset or worried about something.	232	87.93	2.59	9.48	0.00
7	Staff treat me fairly and with respect.	232	88.79	1.72	9.05	0.43
8	Other children treat me fairly and with respect.	232	62.07	10.78	26.29	0.86
9	My school helps me to understand and respect other people.	232	88.36	2.16	9.48	0.00
10	My school is helping me to become confident.	232	82.33	4.74	12.93	0.00
11	My school teaches me how to lead a healthy lifestyle.	232	87.07	2.59	10.34	0.00
12	There are lots of chances at my school for me to get regular exercise.	232	92.24	0.00	7.76	0.00
13	My school offers me the opportunity to take part in activities in school beyond the classroom and timetabled day.	232	90.52	2.16	6.90	0.43
14	I have the opportunity to discuss my achievements outwith school with an adult in school who knows me well.	232	86.21	2.59	11.21	0.00
15	My school listens to my views.	232	84.05	2.59	12.93	0.43
16	My school takes my views into account.	232	71.12	2.16	26.72	0.00
17	I feel comfortable approaching staff with questions or suggestions.	232	77.59	6.03	16.38	0.00
18	Staff help me to understand how I am progressing in my school work.	232	90.09	0.00	8.62	1.29
19	My homework helps me to understand and improve my work in school.	232	69.83	12.07	17.67	0.43

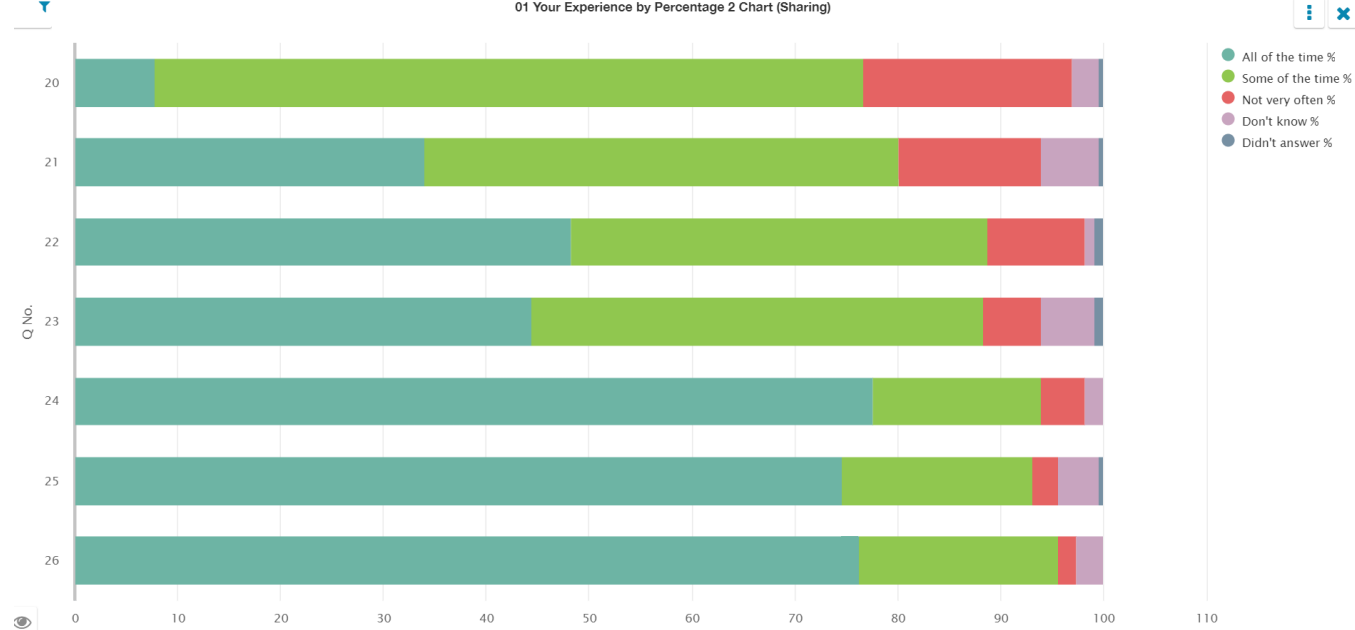
01 Your experience by percentage chart (sharing)



01 Your experience by percentage 2 (sharing)

Q No.	Question	Response Count	All of the time %	Some of the time %	Not very often %	Don't know %	Didn't answer %
20	Other children behave well.	232	7.76	68.97	20.26	2.59	0.43
21	My teachers ask me about what things I want to learn in school.	232	34.05	46.12	13.79	5.60	0.43
22	I enjoy learning at school.	232	48.28	40.52	9.48	0.86	0.86
23	I feel that my work in school is hard enough.	232	44.40	43.97	5.60	5.17	0.86
24	I know who to ask to get help if I find my work too hard.	232	77.59	16.38	4.31	1.72	0.00
25	I am encouraged by staff to do the best I can.	232	74.57	18.53	2.59	3.88	0.43
26	I am happy with the quality of teaching in my school.	232	76.29	19.40	1.72	2.59	0.00

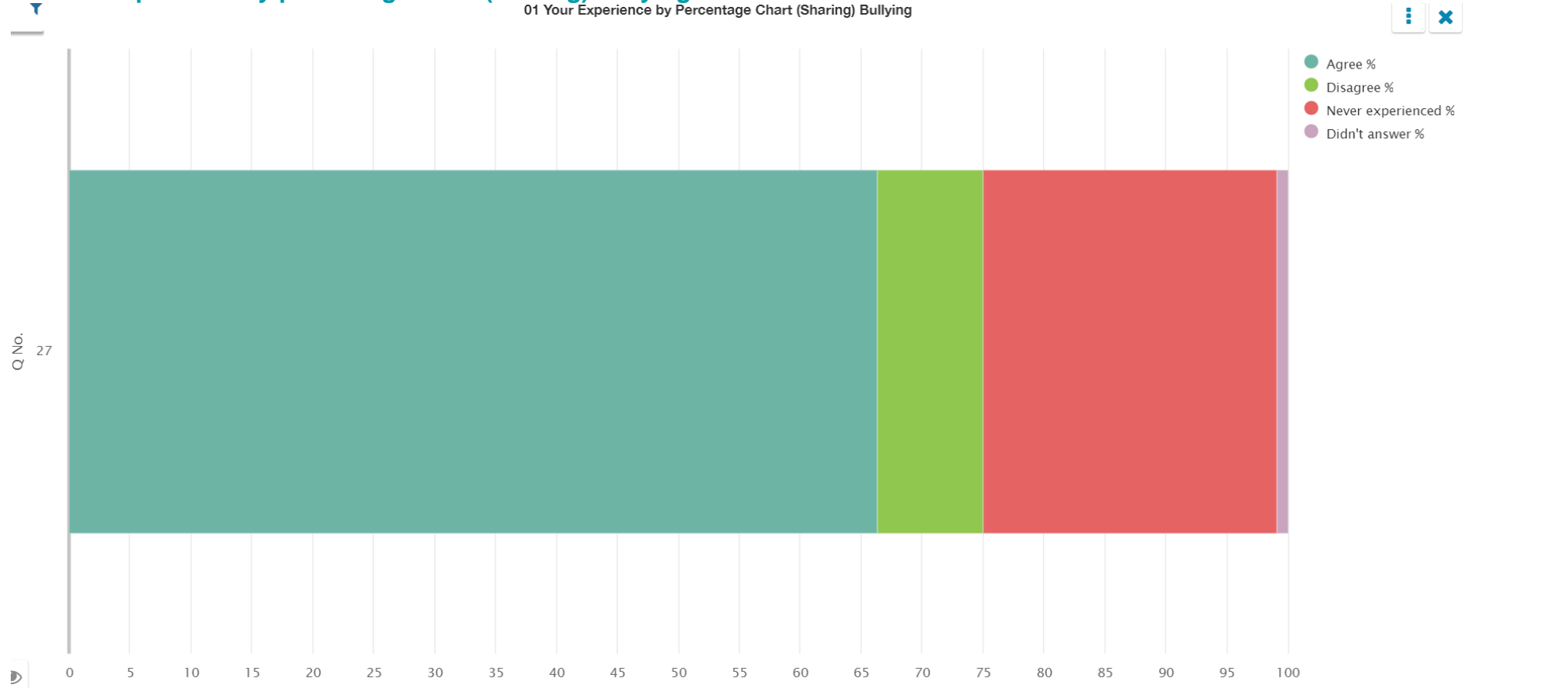
01 Your experience by percentage chart (sharing)



01 Your experience by percentage (sharing) bullying

Q No.	Question	Response Count	Agree %	Disagree %	Never experienced %	Didn't answer %
27	My school deals well with any bullying.	232	66.38	8.62	24.14	0.86

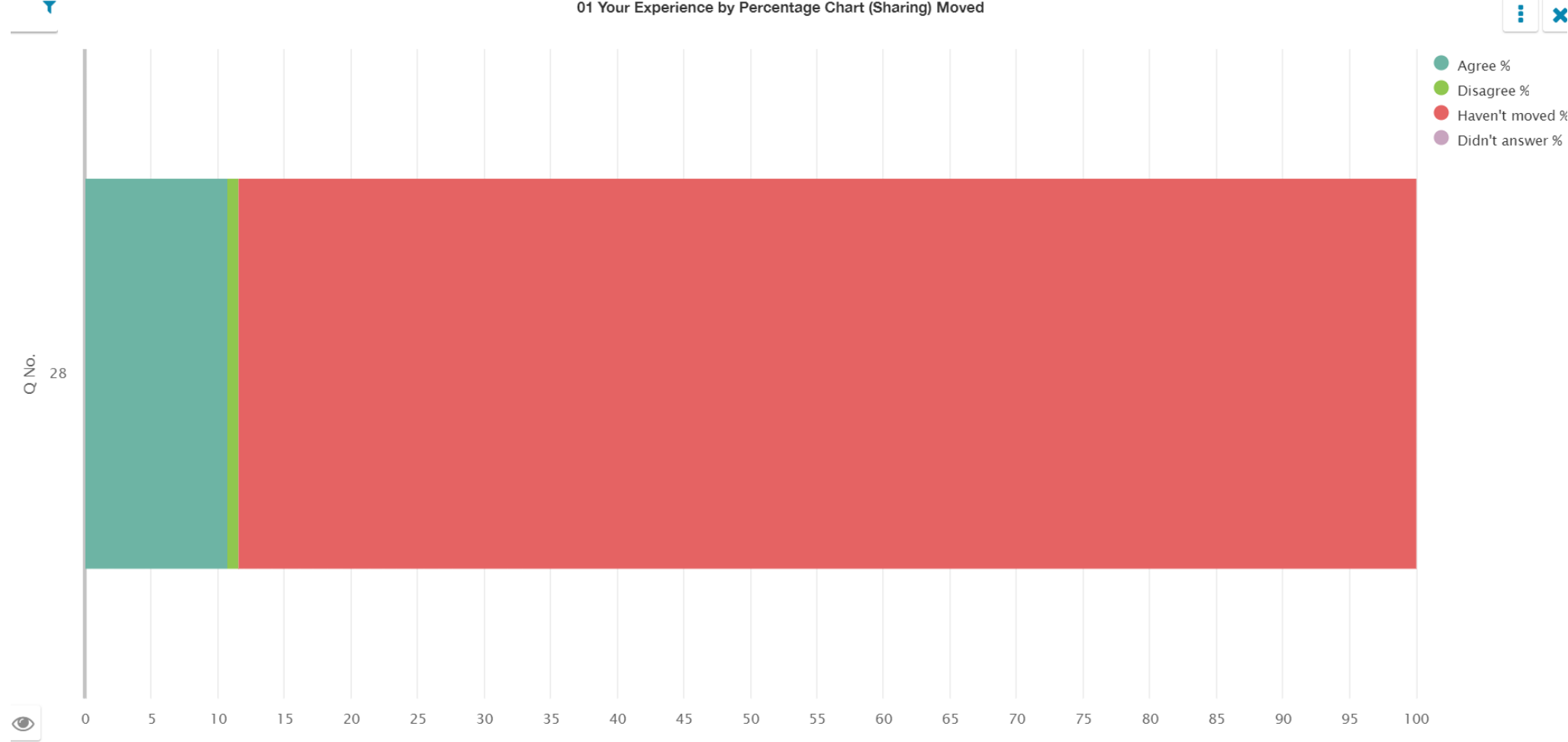
01 Your experience by percentage chart (sharing) bullying



01 Your experience by percentage (sharing) moved

Q No.	Question	Response Count	Agree %	Disagree %	Haven't moved %	Didn't answer %
28	I was well supported if I moved to a new school within the last year.	232	10.78	0.86	88.36	0.00

01 Your experience by percentage chart (sharing) moved



## Questionnaire for parents/carers of children in primary stages (04)

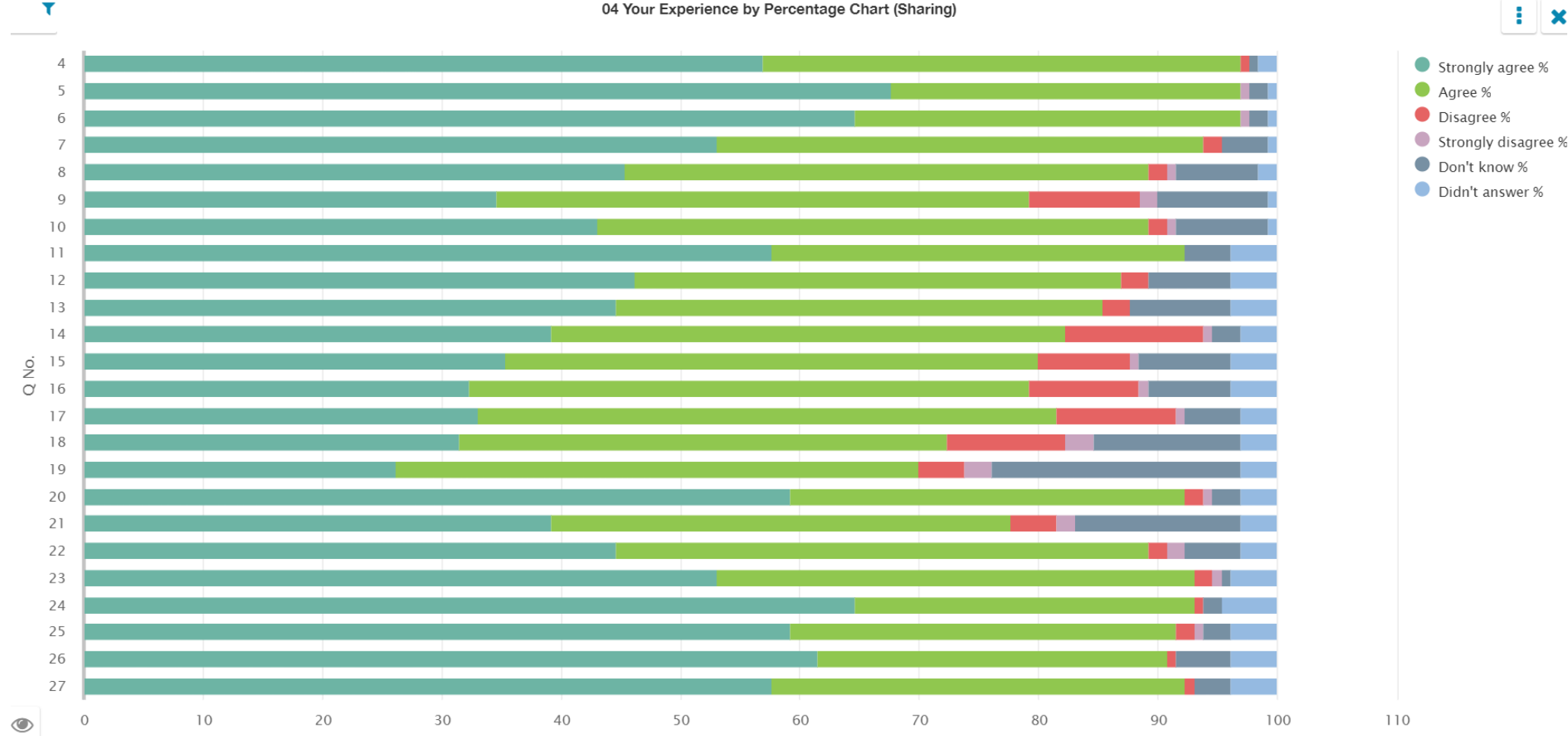
### 04 Your experience by percentage (sharing)

Q No.	Question	Response Count	Strongly agree %	Agree %	Disagree %	Strongly disagree %	Don't know %	Didn't answer %
4	My child likes being at this school.	130	56.92	40.00	0.77	0.00	0.77	1.54
5	Staff treat my child fairly and with respect.	130	67.69	29.23	0.00	0.77	1.54	0.77
6	I feel that my child is safe at the school.	130	64.62	32.31	0.00	0.77	1.54	0.77
7	The school helps my child to feel confident.	130	53.08	40.77	1.54	0.00	3.85	0.77
8	I feel staff really know my child as an individual.	130	45.38	43.85	1.54	0.77	6.92	1.54
9	My child finds their learning activities hard enough.	130	34.62	44.62	9.23	1.54	9.23	0.77
10	My child receives the help he/she needs to do well.	130	43.08	46.15	1.54	0.77	7.69	0.77
11	My child is encouraged by the school to be healthy and take regular exercise.	130	57.69	34.62	0.00	0.00	3.85	3.85
12	The school supports my child's emotional wellbeing.	130	46.15	40.77	2.31	0.00	6.92	3.85
13	My child is making good progress at the school.	130	44.62	40.77	2.31	0.00	8.46	3.85
14	I receive helpful, regular feedback about how my child is learning and developing e.g. informal feedback, reports and learning profiles.	130	39.23	43.08	11.54	0.77	2.31	3.08
15	The information I receive about how my child is doing reaches me at the right time.	130	35.38	44.62	7.69	0.77	7.69	3.85
16	I understand how my child's progress is assessed.	130	32.31	46.92	9.23	0.77	6.92	3.85
17	The school gives me advice on how to support my child's learning at home.	130	33.08	48.46	10.00	0.77	4.62	3.08
18	The school organises activities where my child and I can learn together.	130	31.54	40.77	10.00	2.31	12.31	3.08
19	The school takes my views into account when making changes.	130	26.15	43.85	3.85	2.31	20.77	3.08
20	I feel comfortable approaching the school with questions, suggestions and/or a problem.	130	59.23	33.08	1.54	0.77	2.31	3.08
21	I feel encouraged to be involved in the work of the Parent Council and/or parent association.	130	39.23	38.46	3.85	1.54	13.85	3.08
22	I am kept informed about the work of the Parent Council and/or parent association.	130	44.62	44.62	1.54	1.54	4.62	3.08

Q No.	Question (cont.)	Response Count	Strongly agree %	Agree %	Disagree %	Strongly disagree %	Don't know %	Didn't answer %
23	I am satisfied with the quality of teaching in the school.	130	53.08	40.00	1.54	0.77	0.77	3.85
24	The school is well led and managed.	130	64.62	28.46	0.77	0.00	1.54	4.62
25	The school encourages children to treat others with respect.	130	59.23	32.31	1.54	0.77	2.31	3.85
26	I would recommend the school to other parents.	130	61.54	29.23	0.77	0.00	4.62	3.85
27	Overall, I am satisfied with the school.	130	57.69	34.62	0.77	0.00	3.08	3.85



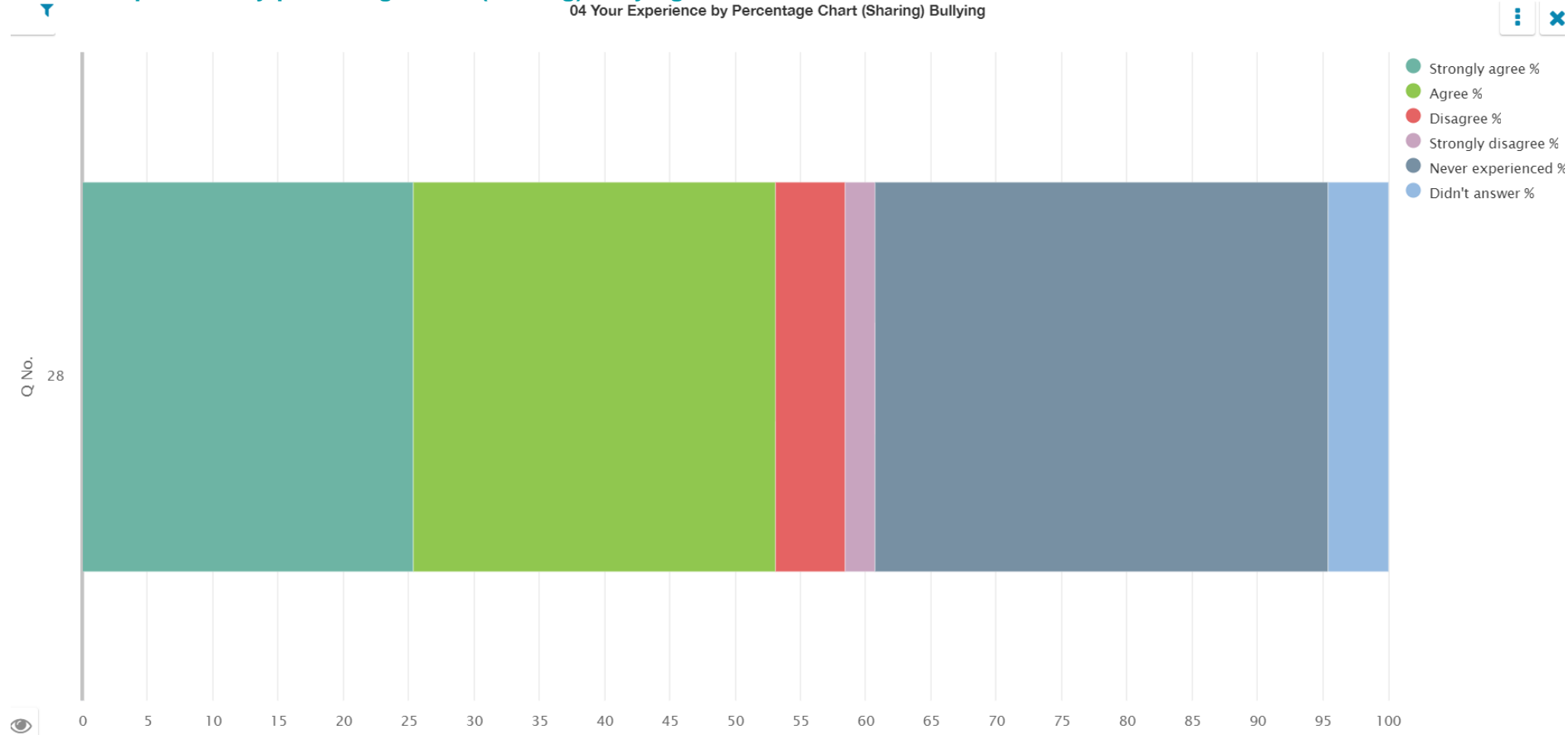
04 Your experience by percentage chart (sharing)



04 Your experience by percentage (sharing) bullying

Q No.	Question	Response Count	Strongly agree %	Agree %	Disagree %	Strongly disagree %	Never experienced %	Didn't answer %
28	The school deals well with any bullying.	130	25.38	27.69	5.38	2.31	34.62	4.62

04 Your experience by percentage chart (sharing) bullying



## Questionnaire for partners with the school (06)

### 06 Your experience by percentage (sharing)

Q No.	Question	Response Count	Strongly agree %	Agree %	Disagree %	Strongly disagree %	Don't know %	N/A %	Didn't answer %
3	My service/organisation works in partnership with the school on a regular basis.	12	75.00	16.67	0.00	0.00	8.33	0.00	0.00
4	We are aware of the school's procedures for reporting child protection and safeguarding concerns.	12	91.67	0.00	0.00	0.00	8.33	0.00	0.00
5	My service/organisation has a clear understanding of the school's strategies for raising attainment for all.	12	66.67	25.00	0.00	0.00	8.33	0.00	0.00
6	There are effective arrangements in place for jointly planning provision with the school.	12	83.33	8.33	0.00	0.00	8.33	0.00	0.00
7	There are effective arrangements for jointly delivering provision with the school.	12	83.33	8.33	0.00	0.00	8.33	0.00	0.00
8	My service/organisation is involved in the school's self-evaluation of our joint work.	12	50.00	33.33	0.00	0.00	8.33	8.33	0.00
9	Roles and responsibilities are clearly defined within the partnership.	12	83.33	0.00	0.00	0.00	16.67	0.00	0.00
10	Effective arrangements are in place to evaluate the impact of our partnership working.	12	75.00	8.33	0.00	0.00	8.33	8.33	0.00
11	My service/organisation is kept up to date with changes in the school which may affect the services we deliver.	12	75.00	8.33	8.33	0.00	8.33	0.00	0.00
12	The school provides my service/organisation with relevant information about the needs of children and young people.	12	66.67	16.67	0.00	0.00	8.33	8.33	0.00
13	Arrangements are in place to support my service/organisation to share relevant information about the progress of children and young people with the school.	12	66.67	16.67	0.00	0.00	8.33	8.33	0.00
14	The school values the contribution made by my service/organisation.	12	91.67	0.00	0.00	0.00	8.33	0.00	0.00

15	The school actively promotes my service/organisation to potential users, as appropriate.	12	75.00	16.67	0.00	0.00	8.33	0.00	0.00
<b>Q No.</b>	<b>Question (cont.)</b>	<b>Response Count</b>	<b>Strongly agree %</b>	<b>Agree %</b>	<b>Disagree %</b>	<b>Strongly disagree %</b>	<b>Don't know %</b>	<b>N/A %</b>	<b>Didn't answer %</b>
16	There are opportunities to network, share practice and participate in joint training and development with the school.	12	66.67	16.67	0.00	0.00	8.33	8.33	0.00
17	My service/organisation has a clear understanding of the social, cultural and economic context of the school.	12	83.33	8.33	0.00	0.00	8.33	0.00	0.00
18	Overall, partnership working with the school works well.	12	83.33	8.33	0.00	0.00	8.33	0.00	0.00

06 Your experience by percentage chart (sharing)



## Questionnaire for school teachers (10)

### 10 Your experience by percentage (sharing)

Q No.	Question	Response Count	Strongly agree %	Agree %	Disagree %	Strongly disagree %	Don't know %	N/A %	Didn't answer %
2	I find it rewarding to be a member of staff at this school.	25	72.00	24.00	0.00	0.00	4.00	0.00	0.00
3	I feel a valued part of the school's community.	25	76.00	20.00	0.00	0.00	4.00	0.00	0.00
4	I am encouraged to learn and share practice with colleagues from other schools.	25	60.00	32.00	0.00	0.00	4.00	0.00	4.00
5	I am given the opportunity to learn and share practice with colleagues from other schools.	25	48.00	48.00	0.00	0.00	4.00	0.00	0.00
6	I have a clear understanding of the social, cultural and economic context of the school.	25	92.00	4.00	0.00	0.00	4.00	0.00	0.00
7	I feel appropriately supported by the school to undertake my role.	25	56.00	40.00	0.00	0.00	4.00	0.00	0.00
8	I am supported to engage in professional learning.	25	88.00	8.00	0.00	0.00	4.00	0.00	0.00
9	My professional learning enables me to reflect on and improve my practice.	25	76.00	20.00	0.00	0.00	4.00	0.00	0.00
10	I have regular opportunities to undertake leadership roles.	25	56.00	28.00	0.00	0.00	4.00	12.00	0.00
11	I have opportunities to be involved in agreeing priorities for the school.	25	36.00	44.00	12.00	0.00	4.00	4.00	0.00
12	I am actively involved in the school's ongoing self-evaluation.	25	56.00	36.00	4.00	0.00	4.00	0.00	0.00
13	GTCS standards are used to support professional dialogue.	25	76.00	20.00	0.00	0.00	4.00	0.00	0.00
14	I use information, including data, effectively to identify and reduce inequalities in children's and young people's outcomes.	25	88.00	8.00	0.00	0.00	4.00	0.00	0.00
15	I understand how to apply the school's procedures relating to child protection and safeguarding.	25	92.00	4.00	0.00	0.00	4.00	0.00	0.00
16	The school's vision and values underpins my work.	25	92.00	4.00	0.00	0.00	4.00	0.00	0.00
17	Staff treat all children and young people fairly and with respect.	25	80.00	12.00	0.00	4.00	4.00	0.00	0.00

Q No.	Question (cont.)	Response Count	Strongly agree %	Agree %	Disagree %	Strongly disagree %	Don't know %	N/A %	Didn't answer %
18	Colleagues treat each other with respect.	25	72.00	24.00	0.00	0.00	4.00	0.00	0.00
19	Children and young people are encouraged and supported to treat others with respect.	25	84.00	12.00	0.00	0.00	4.00	0.00	0.00
20	Children and young people are well behaved.	25	0.00	68.00	20.00	4.00	4.00	0.00	4.00
21	The school deals effectively with any bullying.	25	76.00	16.00	0.00	0.00	4.00	0.00	4.00
22	I am provided with feedback when I report an incident.	25	28.00	56.00	8.00	0.00	0.00	4.00	4.00
23	Staff at all levels within the school communicate effectively with each other.	25	36.00	44.00	20.00	0.00	0.00	0.00	0.00
24	The school's arrangements for engaging parents in their child's learning are effective.	25	72.00	24.00	0.00	0.00	4.00	0.00	0.00
25	The school is well led and managed.	25	64.00	32.00	0.00	0.00	4.00	0.00	0.00
26	Collaborative working across the school is effective in taking forward improvement.	25	68.00	28.00	0.00	0.00	4.00	0.00	0.00
27	Children and young people are engaged in their learning.	25	36.00	56.00	4.00	0.00	4.00	0.00	0.00
28	I give children and young people regular feedback which helps them to progress.	25	80.00	16.00	0.00	0.00	4.00	0.00	0.00
29	Children and young people are provided with experiences which meet their learning needs.	25	72.00	24.00	0.00	0.00	4.00	0.00	0.00
30	Children and young people are involved in talking about and planning their learning.	25	72.00	24.00	0.00	0.00	4.00	0.00	0.00
31	Children and young people are involved in setting their learning targets.	25	76.00	20.00	0.00	0.00	4.00	0.00	0.00
32	Children and young people have the opportunity to lead their learning.	25	60.00	36.00	0.00	0.00	4.00	0.00	0.00
33	I receive appropriate support for planning, preparation and assessment.	25	60.00	36.00	0.00	0.00	4.00	0.00	0.00
34	The school has effective strategies to support children and young people with their learning, including those requiring additional support.	25	48.00	48.00	0.00	0.00	4.00	0.00	0.00
35	Staff have a shared understanding of their 'responsibility of all' in literacy and numeracy and health and wellbeing.	25	80.00	16.00	0.00	0.00	4.00	0.00	0.00

Q No.	Question (cont.)	Response Count	Strongly agree %	Agree %	Disagree %	Strongly disagree %	Don't know %	N/A %	Didn't answer %
36	Moderation activities are helping me to make sound professional judgements.	25	72.00	24.00	0.00	0.00	4.00	0.00	0.00
37	I have regular opportunities to help shape the curriculum through discussions with colleagues, parents and partners.	25	44.00	48.00	0.00	0.00	4.00	4.00	0.00
38	I am aware of and involved in the school's strategies for raising attainment for all.	25	80.00	12.00	0.00	0.00	4.00	4.00	0.00



10 Your experience by percentage chart (sharing)

