

Baldragon Academy

Pre-inspection questionnaire summary report

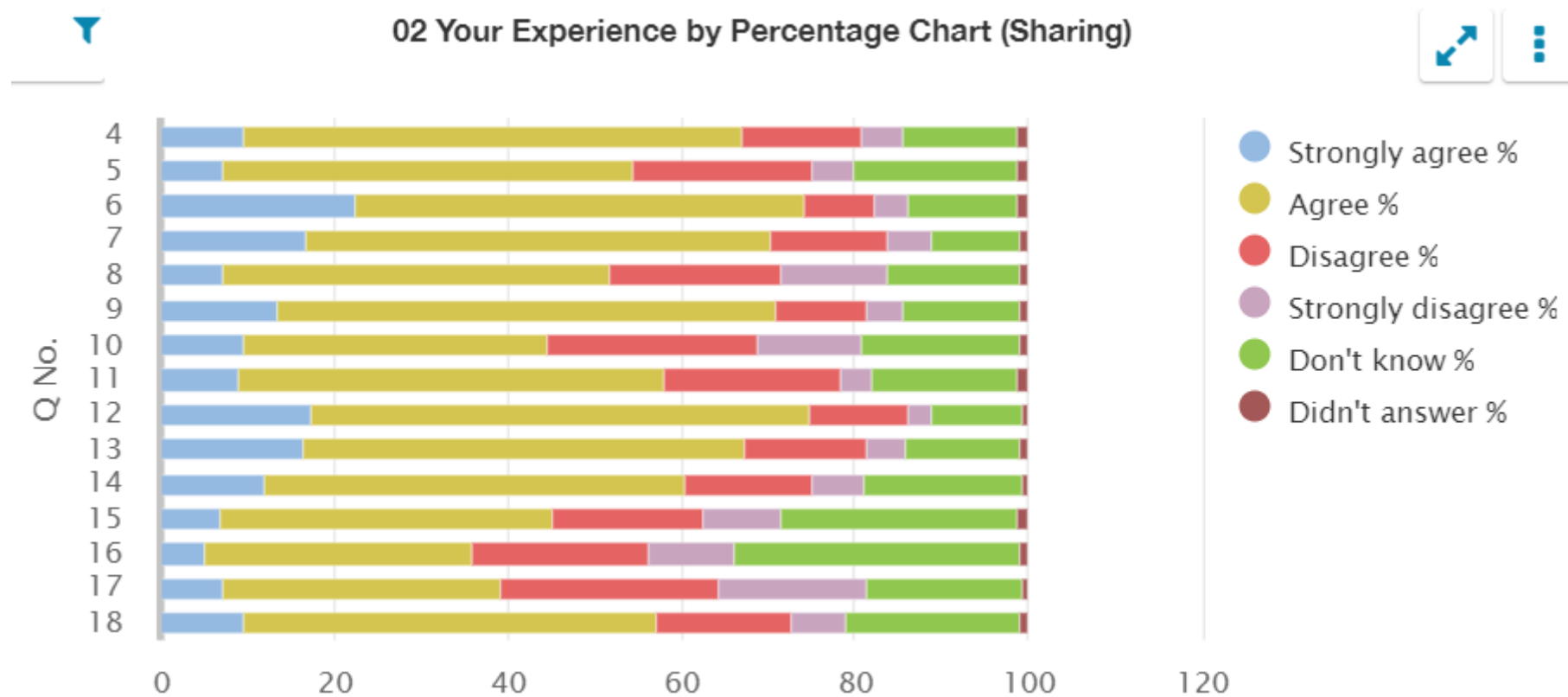
Inspection week: 9 January 2023

Questionnaire for young people in secondary stages (02)

02 Your experience by percentage (sharing)

Q No.	Question	Response Count	Strongly agree %	Agree %	Disagree %	Strongly disagree %	Don't know %	Didn't answer %
4	I feel safe when I am at school.	497	9.66	57.34	13.88	4.63	13.28	1.21
5	My school helps me to feel safe.	497	7.24	47.08	20.72	4.83	18.91	1.21
6	I have someone in my school I can speak to if I am upset or worried about something.	497	22.54	51.71	8.05	4.02	12.47	1.21
7	Staff treat me fairly and with respect.	497	16.9	53.32	13.68	4.83	10.26	1.01
8	Other young people treat me fairly and with respect.	497	7.24	44.67	19.72	12.07	15.49	0.80
9	My school helps me to understand and respect other people.	497	13.48	57.55	10.46	4.23	13.28	1.01
10	My school is helping me to become confident.	497	9.46	35.21	24.14	12.07	18.31	0.80
11	My school teaches me how to lead a healthy lifestyle.	497	8.85	49.3	20.12	3.62	16.9	1.21
12	There are lots of chances at my school for me to get regular exercise.	497	17.3	57.55	11.47	2.41	10.66	0.60
13	My school offers me the opportunity to take part in activities in school beyond the classroom and timetabled day.	497	16.5	50.91	13.88	4.63	13.08	1.01
14	I have the opportunity to discuss my achievements outwith school with an adult in school who knows me well.	497	12.07	48.29	14.89	5.84	18.31	0.60
15	My school listens to my views.	497	6.84	38.23	17.51	9.05	27.16	1.21
16	My school takes my views into account.	497	5.03	30.99	20.32	9.86	33	0.80
17	My homework helps me to understand and improve my work in school.	497	7.24	31.99	25.15	16.9	18.11	0.60
18	I was given good advice to make choices about taking the subjects that are right for me.	497	9.66	47.48	15.49	6.24	20.12	1.01

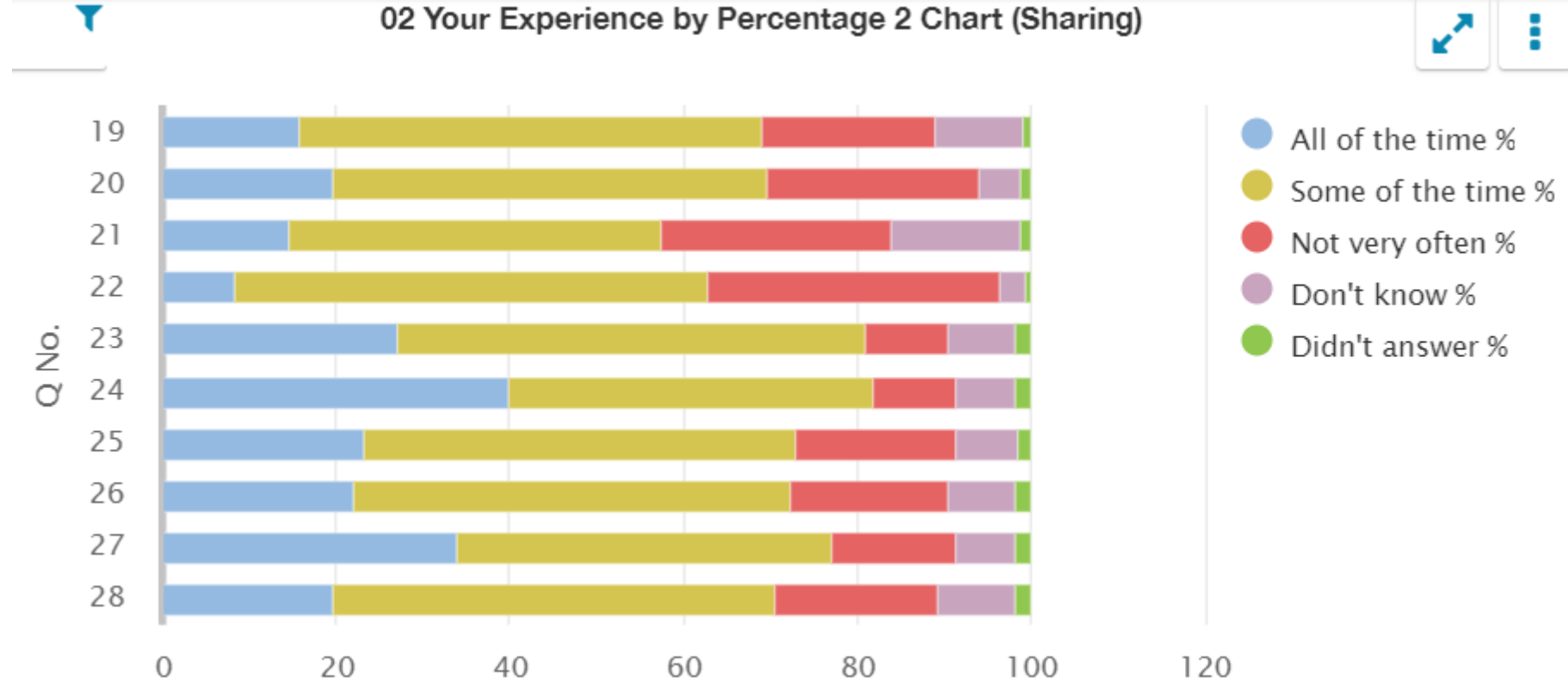
02 Your experience by percentage chart (sharing)



02 Your experience by percentage 2 (sharing)

Q No.	Question	Response Count	All of the time %	Some of the time %	Not very often %	Don't know %	Didn't answer %
19	Staff help young people to be responsible for their own behaviour.	497	15.9	53.12	20.12	10.06	0.80
20	I feel comfortable approaching staff with questions or suggestions.	497	19.52	50.3	24.35	4.63	1.21
21	I am given the opportunity to influence what and how I learn.	497	14.49	43.06	26.36	15.09	1.01
22	I enjoy learning at school.	497	8.45	54.33	33.6	3.02	0.60
23	I feel that my work in school is hard enough.	497	27.16	53.72	9.66	7.85	1.61
24	I know who to ask to get help if I find my work too hard.	497	40.04	41.85	9.66	6.84	1.61
25	Staff help me to understand how I am progressing in my school work.	497	23.34	49.7	18.51	7.04	1.41
26	The feedback I receive on my work helps me to improve my learning.	497	21.93	50.3	18.31	7.85	1.61
27	I am encouraged by staff to do the best I can.	497	34	43.06	14.49	6.64	1.81
28	I am happy with the quality of teaching in my school.	497	19.52	51.11	18.71	8.85	1.81

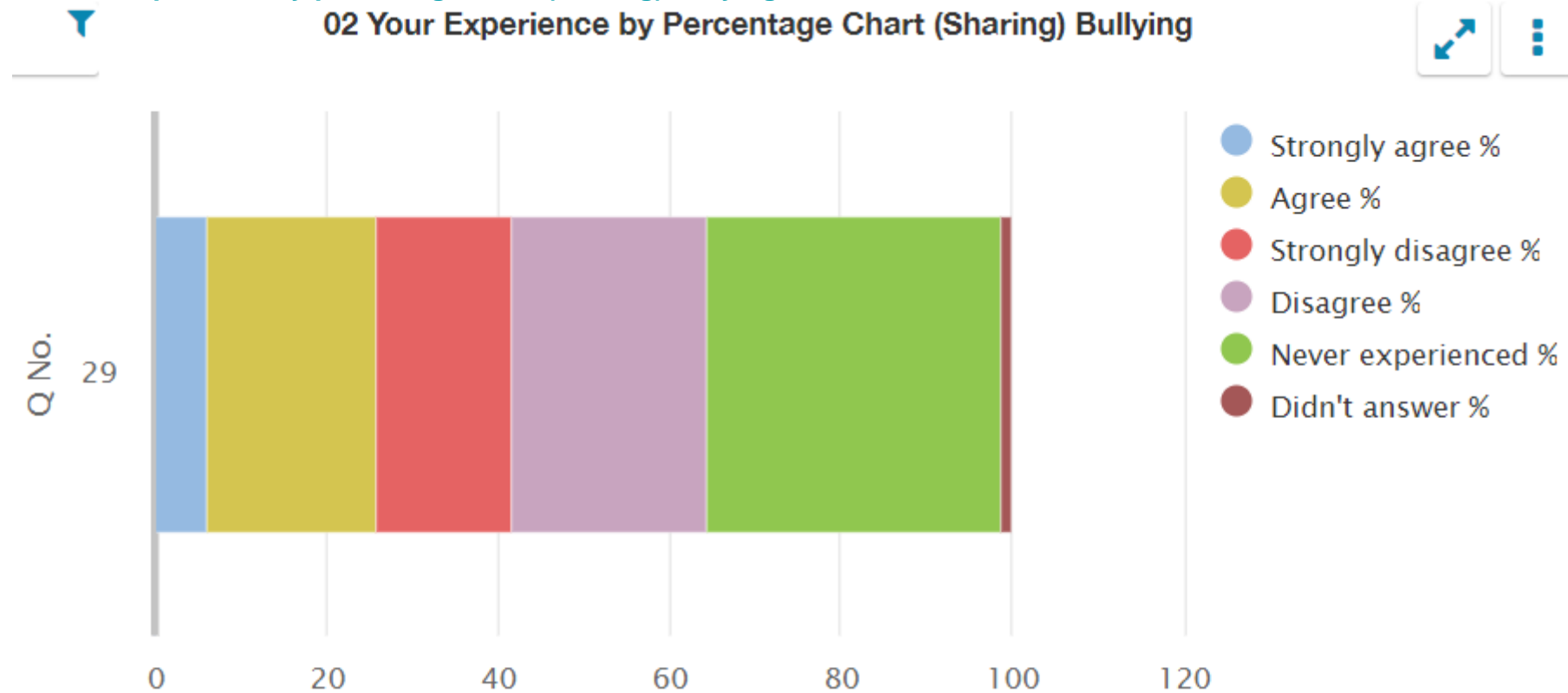
02 Your experience by percentage 2 chart (sharing)



02 Your experience by percentage (sharing) bullying

Q No.	Question	Response Count	Strongly agree %	Agree %	Disagree %	Strongly disagree %	Never experienced %	Didn't answer %
29	My school deals well with any bullying.	497	6.04	19.92	22.74	15.69	34.41	1.21

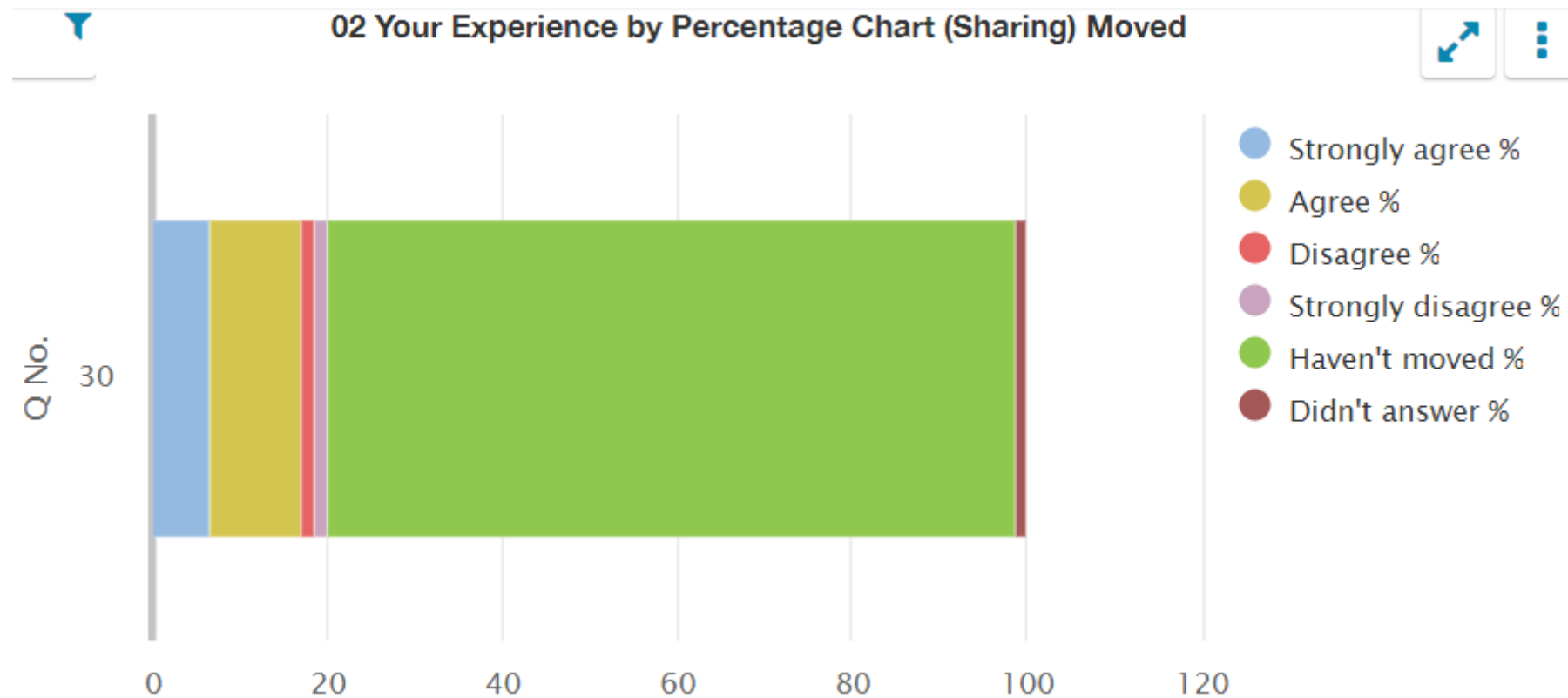
02 Your experience by percentage chart (sharing) bullying



02 Your experience by percentage (sharing) moved

Q No.	Question	Response Count	Strongly agree %	Agree %	Disagree %	Strongly disagree %	Haven't moved %	Didn't answer %
30	I was well supported if I moved to a new school within the last year.	497	6.44	10.66	1.41	1.41	78.87	1.21

02 Your experience by percentage chart (sharing) moved



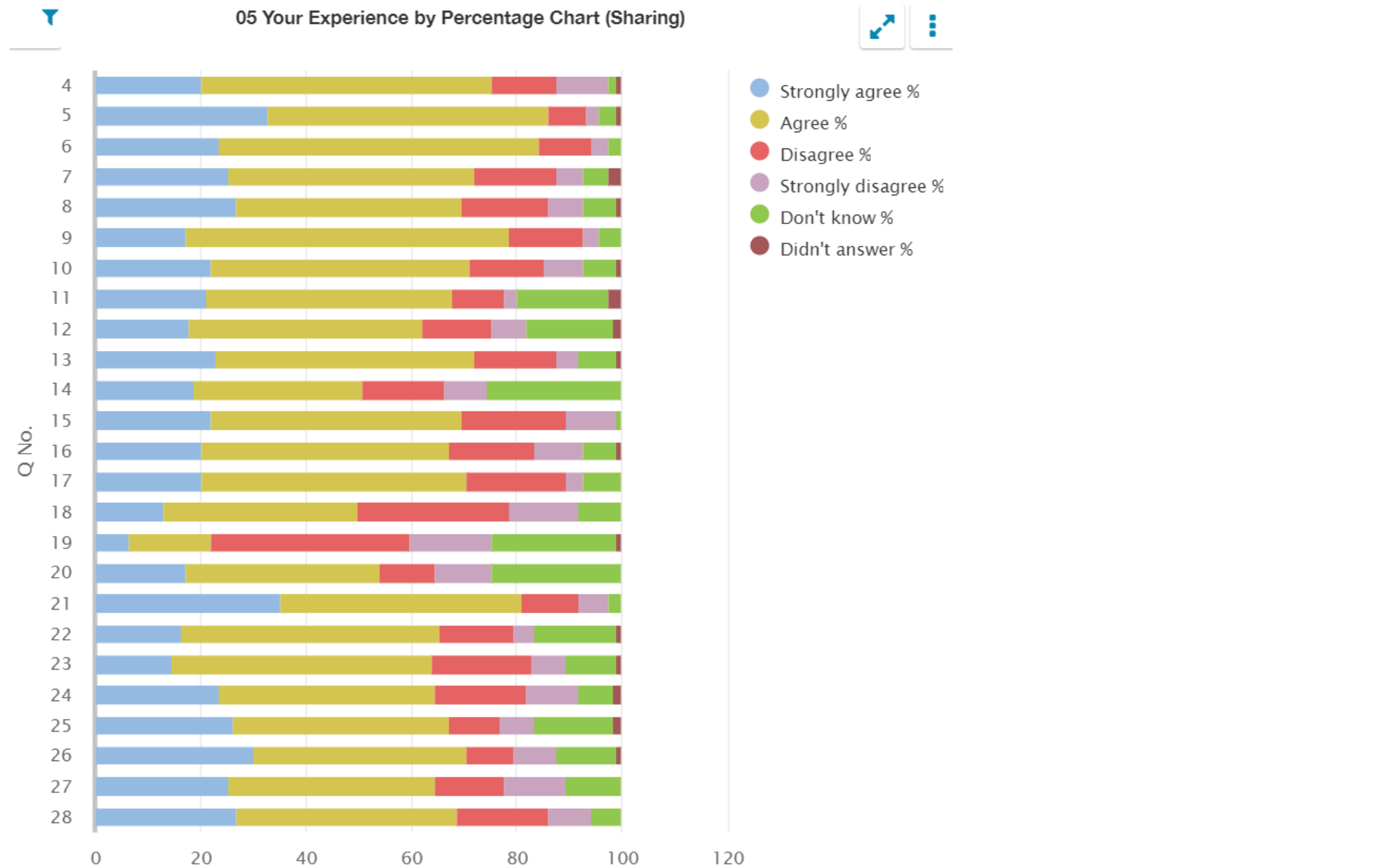
Questionnaire for parents/carers of children in secondary stages (05)

05 Your experience by percentage (sharing)

Q No.	Question	Response Count	Strongly agree %	Agree %	Disagree %	Strongly disagree %	Don't know %	Didn't answer %
4	My child likes being at this school.	122	20.49	54.92	12.3	9.84	1.64	0.82
5	Staff treat my child fairly and with respect.	122	32.79	53.28	7.38	2.46	3.28	0.82
6	I feel that my child is safe at the school.	122	23.77	60.66	9.84	3.28	2.46	0.00
7	The school helps my child to feel confident.	122	25.41	46.72	15.57	4.92	4.92	2.46
8	I feel staff really know my child as an individual.	122	27.05	42.62	16.39	6.56	6.56	0.82
9	My child finds their learning activities hard enough.	122	17.21	61.48	13.93	3.28	4.1	0.00
10	My child receives the help he/she needs to do well.	122	22.13	49.18	13.93	7.38	6.56	0.82
11	My child is encouraged by the school to be healthy and take regular exercise.	122	21.31	46.72	9.84	2.46	17.21	2.46
12	The school supports my child's emotional wellbeing.	122	18.03	44.26	13.11	6.56	16.39	1.64
13	My child is making good progress at the school.	122	22.95	49.18	15.57	4.1	7.38	0.82
14	My child was well supported to make choices about taking the subjects that are right for them.	122	18.85	31.97	15.57	8.2	25.41	0.00
15	I receive helpful, regular feedback about how my child is learning and developing e.g. informal feedback, reports and learning profiles.	122	22.13	47.54	19.67	9.84	0.82	0.00
16	The information I receive about how my child is doing reaches me at the right time.	122	20.49	46.72	16.39	9.02	6.56	0.82
17	I understand how my child's progress is assessed.	122	20.49	50	18.85	3.28	7.38	0.00
18	The school gives me advice on how to support my child's learning at home.	122	13.11	36.89	28.69	13.11	8.2	0.00
19	The school organises activities where my child and I can learn together.	122	6.56	15.57	37.7	15.57	23.77	0.82
20	The school takes my views into account when making changes.	122	17.21	36.89	10.66	10.66	24.59	0.00
21	I feel comfortable approaching the school with questions, suggestions and/or a problem.	122	35.25	45.9	10.66	5.74	2.46	0.00

Q No.	Question (cont.)	Response Count	Strongly agree %	Agree %	Disagree %	Strongly disagree %	Don't know %	Didn't answer %
22	I feel encouraged to be involved in the work of the Parent Council and/or parent association.	122	16.39	49.18	13.93	4.1	15.57	0.82
23	I am kept informed about the work of the Parent Council and/or parent association.	122	14.75	49.18	18.85	6.56	9.84	0.82
24	I am satisfied with the quality of teaching in the school.	122	23.77	40.98	17.21	9.84	6.56	1.64
25	The school is well led and managed.	122	26.23	40.98	9.84	6.56	14.75	1.64
26	The school encourages young people to treat others with respect.	122	30.33	40.16	9.02	8.2	11.48	0.82
27	I would recommend the school to other parents.	122	25.41	39.34	13.11	11.48	10.66	0.00
28	Overall, I am satisfied with the school.	122	27.05	41.8	17.21	8.2	5.74	0.00

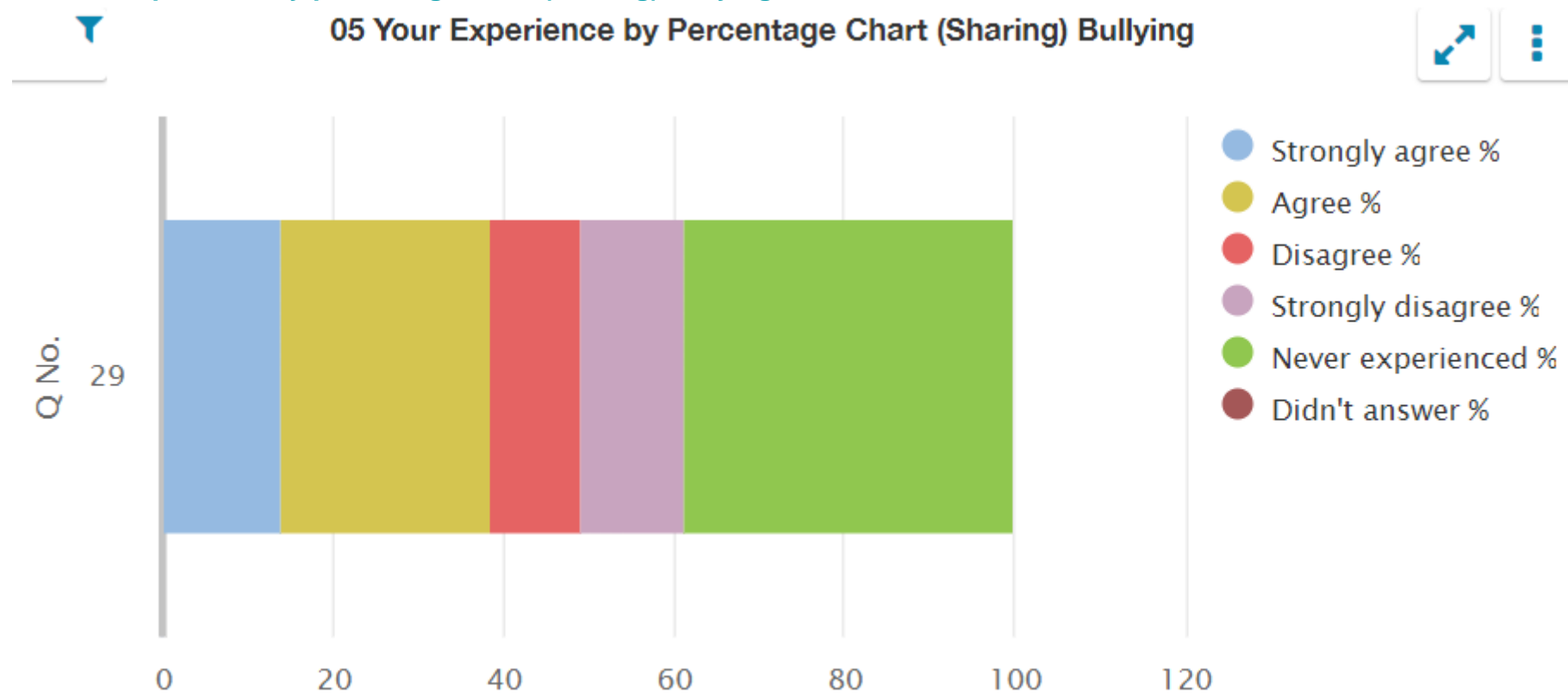
05 Your experience by percentage chart (sharing)



05 Your experience by percentage (sharing) bullying

Q No.	Question	Response Count	Strongly agree %	Agree %	Disagree %	Strongly disagree %	Never experienced %	Didn't answer %
29	My child's school deals well with any bullying.	122	13.93	24.59	10.66	12.3	38.52	0.00

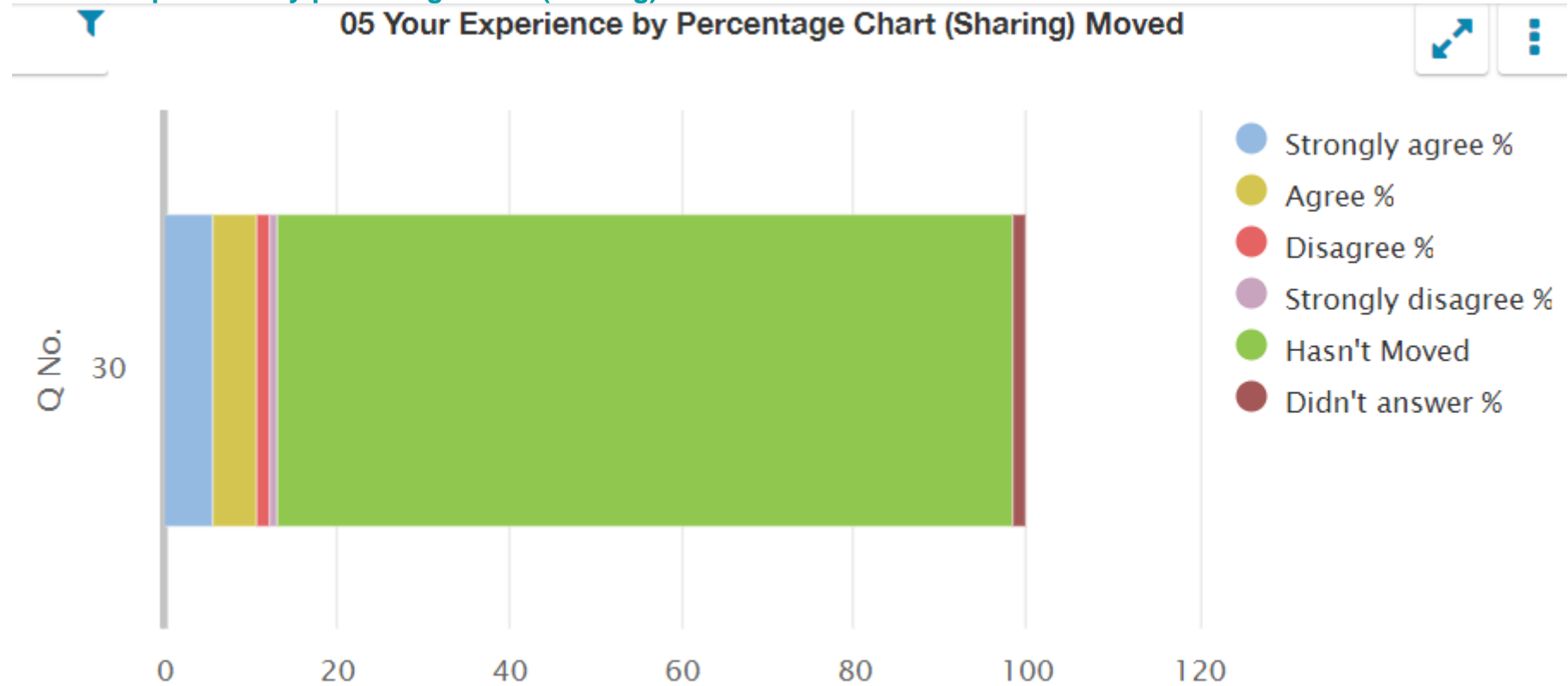
05 Your experience by percentage chart (sharing) bullying



05 Your experience by percentage (sharing) moved

Q No.	Question	Response Count	Strongly agree %	Agree %	Disagree %	Strongly disagree %	Hasn't Moved	Didn't answer %
30	My child was well supported if they moved to a new school within the last year.	122	5.74	4.92	1.64	0.82	85.25	1.64

05 Your experience by percentage chart (sharing) moved



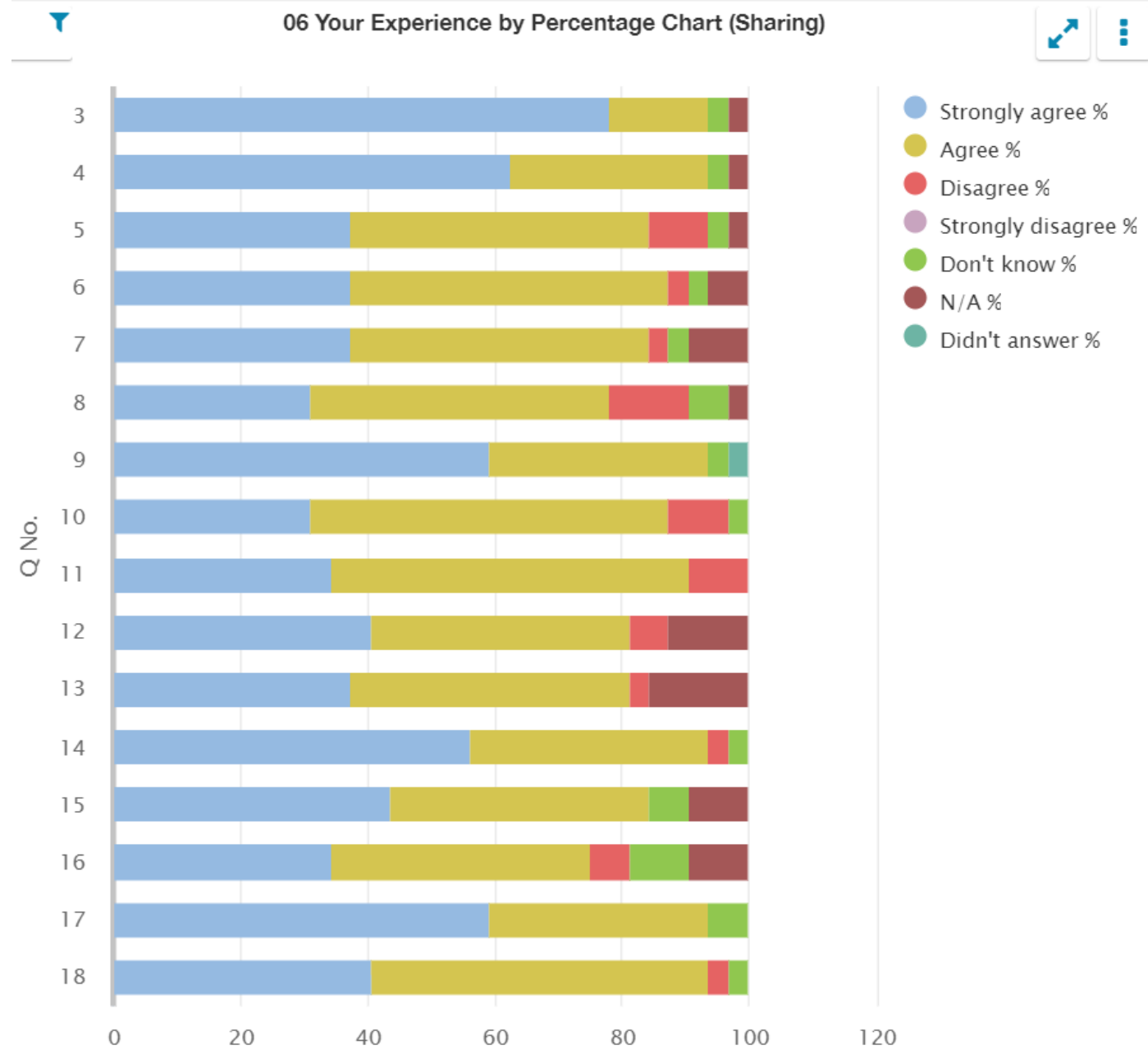
Questionnaire for partners with the school (06)

06 Your experience by percentage (sharing)

Q No.	Question	Response Count	Strongly agree %	Agree %	Disagree %	Strongly disagree %	Don't know %	N/A %	Didn't answer %
3	My service/organisation works in partnership with the school on a regular basis.	32	78.13	15.63	0.00	0.00	3.13	3.13	0.00
4	We are aware of the school's procedures for reporting child protection and safeguarding concerns.	32	62.5	31.25	0.00	0.00	3.13	3.13	0.00
5	My service/organisation has a clear understanding of the school's strategies for raising attainment for all.	32	37.5	46.88	9.38	0.00	3.13	3.13	0.00
6	There are effective arrangements in place for jointly planning provision with the school.	32	37.5	50	3.13	0.00	3.13	6.25	0.00
7	There are effective arrangements for jointly delivering provision with the school.	32	37.5	46.88	3.13	0.00	3.13	9.38	0.00
8	My service/organisation is involved in the school's self-evaluation of our joint work.	32	31.25	46.88	12.5	0.00	6.25	3.13	0.00
9	Roles and responsibilities are clearly defined within the partnership.	32	59.38	34.38	0.00	0.00	3.13	0.00	3.13
10	Effective arrangements are in place to evaluate the impact of our partnership working.	32	31.25	56.25	9.38	0.00	3.13	0.00	0.00
11	My service/organisation is kept up to date with changes in the school which may affect the services we deliver.	32	34.38	56.25	9.38	0.00	0.00	0.00	0.00
12	The school provides my service/organisation with relevant information about the needs of children and young people.	32	40.63	40.63	6.25	0.00	0.00	12.5	0.00
13	Arrangements are in place to support my service/organisation to share relevant information about the progress of children and young people with the school.	32	37.5	43.75	3.13	0.00	0.00	15.63	0.00
14	The school values the contribution made by my service/organisation.	32	56.25	37.5	3.13	0.00	3.13	0.00	0.00
15	The school actively promotes my service/organisation to potential users, as appropriate.	32	43.75	40.63	0.00	0.00	6.25	9.38	0.00

Q No.	Question (cont.)	Response Count	Strongly agree %	Agree %	Disagree %	Strongly disagree %	Don't know %	N/A %	Didn't answer %
16	There are opportunities to network, share practice and participate in joint training and development with the school.	32	34.38	40.63	6.25	0.00	9.38	9.38	0.00
17	My service/organisation has a clear understanding of the social, cultural and economic context of the school.	32	59.38	34.38	0.00	0.00	6.25	0.00	0.00
18	Overall, partnership working with the school works well.	32	40.63	53.13	3.13	0.00	3.13	0.00	0.00

06 Your experience by percentage chart (sharing)



Questionnaire for school teachers (10)

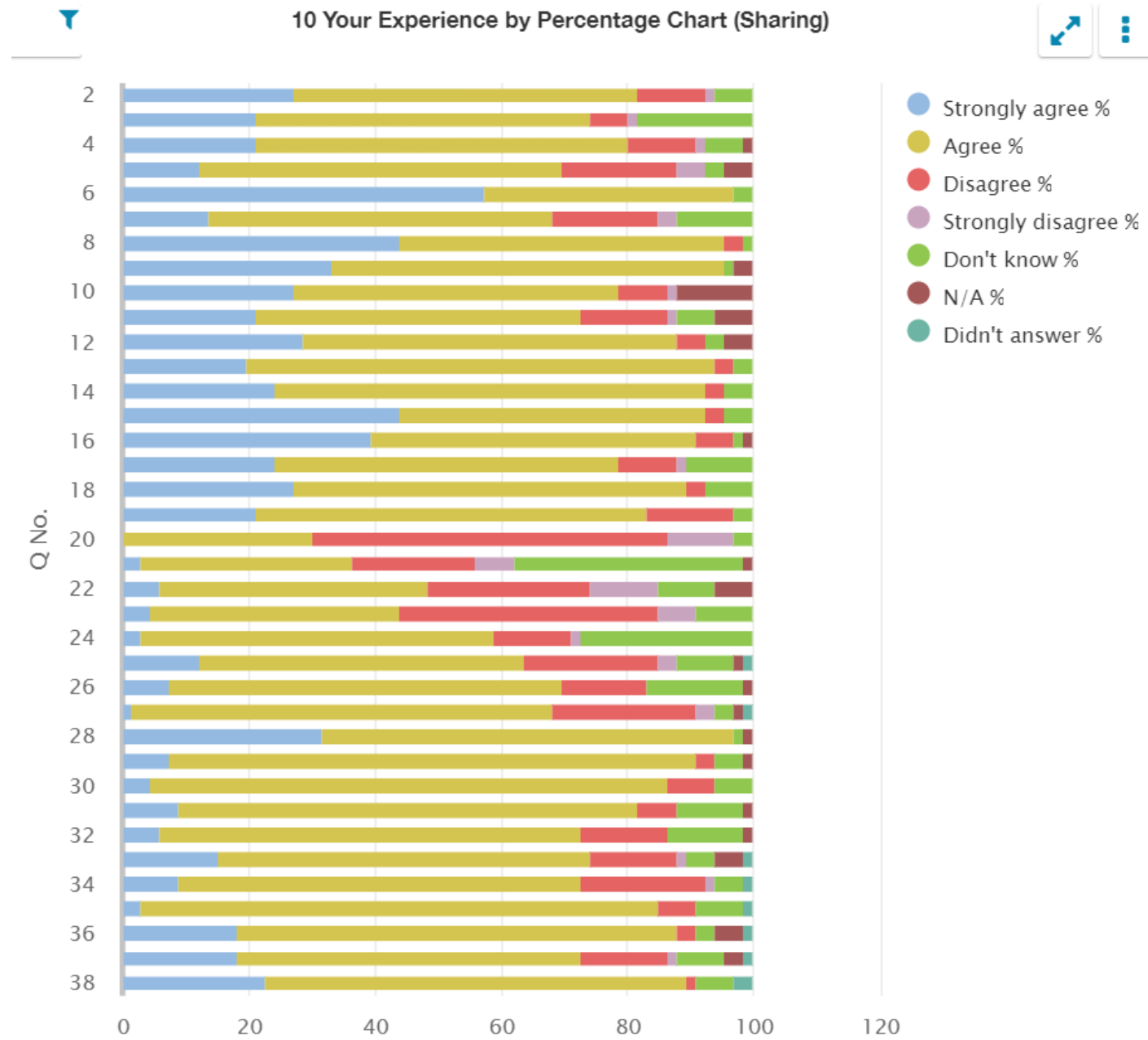
10 Your experience by percentage (sharing)

Q No.	Question	Response Count	Strongly agree %	Agree %	Disagree %	Strongly disagree %	Don't know %	N/A %	Didn't answer %
2	I find it rewarding to be a member of staff at this school.	66	27.27	54.55	10.61	1.52	6.06	0.00	0.00
3	I feel a valued part of the school's community.	66	21.21	53.03	6.06	1.52	18.18	0.00	0.00
4	I am encouraged to learn and share practice with colleagues from other schools.	66	21.21	59.09	10.61	1.52	6.06	1.52	0.00
5	I am given the opportunity to learn and share practice with colleagues from other schools.	66	12.12	57.58	18.18	4.55	3.03	4.55	0.00
6	I have a clear understanding of the social, cultural and economic context of the school.	66	57.58	39.39	0.00	0.00	3.03	0.00	0.00
7	I feel appropriately supported by the school to undertake my role.	66	13.64	54.55	16.67	3.03	12.12	0.00	0.00
8	I am supported to engage in professional learning.	66	43.94	51.52	3.03	0.00	1.52	0.00	0.00
9	My professional learning enables me to reflect on and improve my practice.	66	33.33	62.12	0.00	0.00	1.52	3.03	0.00
10	I have regular opportunities to undertake leadership roles.	66	27.27	51.52	7.58	1.52	0.00	12.12	0.00
11	I have opportunities to be involved in agreeing priorities for the school.	66	21.21	51.52	13.64	1.52	6.06	6.06	0.00
12	I am actively involved in the school's ongoing self-evaluation.	66	28.79	59.09	4.55	0.00	3.03	4.55	0.00
13	GTCS standards are used to support professional dialogue.	66	19.7	74.24	3.03	0.00	3.03	0.00	0.00
14	I use information, including data, effectively to identify and reduce inequalities in children's and young people's outcomes.	66	24.24	68.18	3.03	0.00	4.55	0.00	0.00
15	I understand how to apply the school's procedures relating to child protection and safeguarding.	66	43.94	48.48	3.03	0.00	4.55	0.00	0.00
16	The school's vision and values underpins my work.	66	39.39	51.52	6.06	0.00	1.52	1.52	0.00
17	Staff treat all children and young people fairly and with respect.	66	24.24	54.55	9.09	1.52	10.61	0.00	0.00

Q No.	Question (cont.)	Response Count	Strongly agree %	Agree %	Disagree %	Strongly disagree %	Don't know %	N/A %	Didn't answer %
18	Colleagues treat each other with respect.	66	27.27	62.12	3.03	0.00	7.58	0.00	0.00
19	Children and young people are encouraged and supported to treat others with respect.	66	21.21	62.12	13.64	0.00	3.03	0.00	0.00
20	Children and young people are well behaved.	66	0.00	30.3	56.06	10.61	3.03	0.00	0.00
21	The school deals effectively with any bullying.	66	3.03	33.33	19.7	6.06	36.36	1.52	0.00
22	I am provided with feedback when I report an incident.	66	6.06	42.42	25.76	10.61	9.09	6.06	0.00
23	Staff at all levels within the school communicate effectively with each other.	66	4.55	39.39	40.91	6.06	9.09	0.00	0.00
24	The school's arrangements for engaging parents in their child's learning are effective.	66	3.03	56.06	12.12	1.52	27.27	0.00	0.00
25	The school is well led and managed.	66	12.12	51.52	21.21	3.03	9.09	1.52	1.52
26	Collaborative working across the school is effective in taking forward improvement.	66	7.58	62.12	13.64	0.00	15.15	1.52	0.00
27	Children and young people are engaged in their learning.	66	1.52	66.67	22.73	3.03	3.03	1.52	1.52
28	I give children and young people regular feedback which helps them to progress.	66	31.82	65.15	0.00	0.00	1.52	1.52	0.00
29	Children and young people are provided with experiences which meet their learning needs.	66	7.58	83.33	3.03	0.00	4.55	1.52	0.00
30	Children and young people are involved in talking about and planning their learning.	66	4.55	81.82	7.58	0.00	6.06	0.00	0.00
31	Children and young people are involved in setting their learning targets.	66	9.09	72.73	6.06	0.00	10.61	1.52	0.00
32	Children and young people have the opportunity to lead their learning.	66	6.06	66.67	13.64	0.00	12.12	1.52	0.00
33	I receive appropriate support for planning, preparation and assessment.	66	15.15	59.09	13.64	1.52	4.55	4.55	1.52
34	The school has effective strategies to support children and young people with their learning, including those requiring additional support.	66	9.09	63.64	19.7	1.52	4.55	0.00	1.52
35	Staff have a shared understanding of their 'responsibility of all' in literacy and numeracy and health and wellbeing.	66	3.03	81.82	6.06	0.00	7.58	0.00	1.52

Q No.	Question (cont.)	Response Count	Strongly agree %	Agree %	Disagree %	Strongly disagree %	Don't know %	N/A %	Didn't answer %
36	Moderation activities are helping me to make sound professional judgements.	66	18.18	69.7	3.03	0.00	3.03	4.55	1.52
37	I have regular opportunities to help shape the curriculum through discussions with colleagues, parents and partners.	66	18.18	54.55	13.64	1.52	7.58	3.03	1.52
38	I am aware of and involved in the school's strategies for raising attainment for all.	66	22.73	66.67	1.52	0.00	6.06	0.00	3.03

10 Your experience by percentage chart (sharing)



Questionnaire for pupil support staff (11)

11 Your experience by percentage (sharing)

Q No.	Question	Response Count	Strongly agree %	Agree %	Disagree %	Strongly disagree %	Don't know %	N/A %	Didn't answer %
2	I find it rewarding to be a member of staff at this school.	18	33.33	61.11	0.00	0.00	5.56	0.00	0.00
3	I feel a valued part of the school's community.	18	5.56	66.67	11.11	0.00	16.67	0.00	0.00
4	I am encouraged to learn and share practice with colleagues from other schools.	18	0.00	44.44	55.56	0.00	0.00	0.00	0.00
5	I am given the opportunity to learn and share practice with colleagues from other schools.	18	0.00	33.33	50	5.56	5.56	5.56	0.00
6	I have a clear understanding of the social, cultural and economic context of the school.	18	16.67	72.22	0.00	0.00	11.11	0.00	0.00
7	I feel appropriately supported by the school to undertake my role.	18	5.56	55.56	22.22	0.00	16.67	0.00	0.00
8	I am supported to engage in professional learning.	18	5.56	72.22	11.11	5.56	0.00	5.56	0.00
9	My professional learning enables me to reflect on and improve my practice.	18	16.67	66.67	11.11	0.00	0.00	0.00	5.56
10	I have regular opportunities to undertake leadership roles.	18	5.56	16.67	38.89	16.67	11.11	11.11	0.00
11	I have opportunities to be involved in agreeing priorities for the school.	18	0.00	33.33	38.89	11.11	5.56	11.11	0.00
12	I am actively involved in the school's ongoing self-evaluation.	18	0.00	16.67	55.56	5.56	11.11	11.11	0.00
13	I use information, including data, effectively to identify and reduce inequalities in children's and young people's outcomes.	18	5.56	61.11	0.00	5.56	16.67	11.11	0.00
14	I understand how to apply the school's procedures relating to child protection and safeguarding.	18	44.44	44.44	0.00	0.00	5.56	5.56	0.00
15	The school's vision and values underpins my work.	18	22.22	61.11	5.56	0.00	11.11	0.00	0.00
16	Staff treat all children and young people fairly and with respect.	18	16.67	55.56	27.78	0.00	0.00	0.00	0.00
17	Colleagues treat each other with respect.	18	16.67	38.89	44.44	0.00	0.00	0.00	0.00

Q No.	Question (cont.)	Response Count	Strongly agree %	Agree %	Disagree %	Strongly disagree %	Don't know %	N/A %	Didn't answer %
18	Children and young people are encouraged and supported to treat others with respect.	18	33.33	55.56	0.00	0.00	5.56	0.00	5.56
19	Children and young people are well behaved.	18	0.00	16.67	61.11	16.67	0.00	5.56	0.00
20	The school deals effectively with any bullying.	18	5.56	44.44	22.22	5.56	22.22	0.00	0.00
21	I am provided with feedback when I report an incident.	18	0.00	38.89	22.22	11.11	5.56	22.22	0.00
22	Staff at all levels within the school communicate effectively with each other.	18	5.56	33.33	50	0.00	11.11	0.00	0.00
23	The school's arrangements for engaging parents in their child's learning are effective.	18	16.67	33.33	5.56	0.00	44.44	0.00	0.00
24	The school is well led and managed.	18	5.56	33.33	27.78	0.00	33.33	0.00	0.00
25	Collaborative working across the school is effective in taking forward improvement.	18	5.56	61.11	5.56	0.00	22.22	5.56	0.00
26	Children and young people are engaged in their learning.	18	0.00	44.44	22.22	5.56	22.22	5.56	0.00
27	I give children and young people regular feedback which helps them to progress.	18	38.89	44.44	5.56	0.00	0.00	5.56	5.56
28	Children and young people are provided with experiences which meet their learning needs.	18	11.11	61.11	11.11	0.00	16.67	0.00	0.00
29	Children and young people are involved in talking about and planning their learning.	18	5.56	44.44	11.11	0.00	33.33	5.56	0.00
30	Children and young people are involved in setting their learning targets.	18	5.56	33.33	5.56	0.00	50	5.56	0.00
31	Children and young people have the opportunity to lead their learning.	18	0.00	44.44	5.56	0.00	50	0.00	0.00
32	I receive appropriate support for planning, preparation and assessment.	18	5.56	44.44	11.11	5.56	0.00	33.33	0.00
33	The school has effective strategies to support children and young people with their learning, including those requiring additional support.	18	44.44	44.44	0.00	0.00	11.11	0.00	0.00
34	Staff have a shared understanding of their 'responsibility of all' in literacy and numeracy and health and wellbeing.	18	11.11	66.67	11.11	0.00	11.11	0.00	0.00
35	I have regular opportunities to help shape the curriculum as part of the team.	18	0.00	27.78	33.33	5.56	16.67	16.67	0.00

Q No.	Question (cont.)	Response Count	Strongly agree %	Agree %	Disagree %	Strongly disagree %	Don't know %	N/A %	Didn't answer %
36	I am aware of the school's strategies for raising attainment for all.	18	22.22	55.56	0.00	0.00	22.22	0.00	0.00

11 Your experience by percentage chart (sharing)

